



WIT & WISDOM[®]

MORE MEANINGFUL ENGLISH

Alaska English/Language
Arts Standards
Correlation to *Wit & Wisdom*

GRADE 8

March 2020

ABOUT *WIT & WISDOM*

Wit & Wisdom® is a Kindergarten through Grade 8 English language arts (ELA) curriculum created by Great Minds®, a nonprofit that brings together teachers and experts who believe all students deserve access to rich, rigorous content. With *Wit & Wisdom*, every text a student explores is authentic and of the highest quality. Students use these texts at every turn—to learn, and eventually master, essential reading, writing, speaking, listening, grammar, and vocabulary skills. Instead of basals, students read books they love to build knowledge of important topics and to develop and refine literacy skills. All students read and discuss grade-level texts, and the curriculum includes suggestions for supporting this learning at key moments in the lessons.

Wit & Wisdom is composed of four modules per grade level. Each artfully explores a specific topic to develop depth of understanding and inspire curiosity. The core of each module is a selection of literary works, informational texts, and visual art. Modules are made up of approximately 30 lessons that are covered in six to eight weeks. All modules integrate reading, writing, speaking, listening, and language instruction.

HIGH RATINGS

The independent, nonprofit reviewer EdReports.org gives *Wit & Wisdom* top ratings for text quality, building knowledge, and usability. *Wit & Wisdom* is the only ELA resource to receive a Tier 1 designation for all grades, Kindergarten through Grade 8, from the Louisiana Department of Education.

PROVEN RESULTS

Schools and districts nationwide are experiencing increased student engagement and growth with *Wit & Wisdom*. See their stories and data at greatminds.org/english.

ONGOING SUPPORT

To support and sustain successful implementation, *Wit & Wisdom*'s team offers customizable professional development—online or on-site. *Wit & Wisdom* also includes support resources available only from Great Minds:





- Introducing *Wit & Wisdom***
 - Implementation Guide
 - Module 0 (GK–2, G3–5, G6–8)
- Extending *Wit & Wisdom***
 - Family Tip Sheets
 - Volume of Reading text list
 - *Wit & Wisdom* assessment resources (Standards Trackers and Question Sets)
 - The Art of *Wit & Wisdom* (lessons and vocabulary relating to the curriculum's rich artwork)

Alaska English/Language Arts Standards Correlation to *Wit & Wisdom*

GRADE 8 ENGLISH/LANGUAGE ARTS

The majority of the Grade 8 Alaska English/Language Arts Standards are fully covered by Grade 8 of the *Wit & Wisdom* curriculum. The areas where the Grade 8 Alaska English/Language Arts standards and Grade 8 of the *Wit & Wisdom* curriculum do not align will require supplemental materials and use of *Wit & Wisdom* content from other grade levels. A detailed analysis of alignment is provided in the table below. With strategic placement of supplemental materials, students can be successful in achieving the proficiencies of the Alaska standards while benefiting from the rich texts and knowledge building of *Wit & Wisdom*.

KEY

-  *Wit & Wisdom* fully addresses the Alaska standard.
-  *Wit & Wisdom* may not completely address the Alaska standard.
-  *Wit & Wisdom* does not address the Alaska standard.
-  *Wit & Wisdom* addresses the Alaska standard at a different grade level.

G = grade level

Examples:

M = module

G8 M1 L6 = Grade 8 Module 1 Lesson 6

L = lesson

G8 M1 L6DD = Grade 8 Module 1 Lesson 6 Deep Dive

DD = Deep Dive

Content	Strand	Standard	Aligned Components of <i>Wit & Wisdom</i>
Reading Standards for Literature	Key Ideas and Details	RL.8.1 Cite the textual evidence that most strongly supports an analysis of what the text says explicitly as well as inferences drawn from the text.	G8 M1 L1–11, L13–22, L29 G8 M2 L6–11, L13–24, L26–28, L30, L33–36 G8 M3 L1–11, L17–27, L29–34, L36
		RL.8.2 Determine a theme or central idea of a text and analyze its development over the course of the text, including its relationship to the characters, setting, and plot; restate and summarize main ideas or events, in correct sequence, after reading a text.	Supplemental material is necessary to address restating events in correct sequence after reading. The following lessons address determining a theme or central idea, analyzing its development, and summarizing after reading. G8 M1 L1–8, L10, L12–13, L13DD, L14–19, L21–22, L29, L29DD, L30 G8 M2 L8–10, L13–30, L33–36 G8 M3 L2–11, L17, L20–27, L29–34, L36
		RL.8.3 Analyze how particular lines of dialogue or incidents in a story or drama propel the action, reveal aspects of a character, or provoke a decision.	G8 M1 L2–3, L5–7, L10, L13–17, L29 G8 M2 L6–11, L13–17, L20, L22–25, L27–30, L34–36 G8 M3 L2–10, L20–22, L24

Content	Strand	Standard	Aligned Components of <i>Wit & Wisdom</i>
	Craft and Structure	<p>RL.8.4</p> <p>Determine the meaning of words and phrases as they are used in a text, including figurative and connotative meanings; analyze the impact of specific word choices on meaning and tone, including analogies or allusions to other texts.</p>	<p>G8 M1 L1–4, L4DD, L5, L10, L11DD, L14–16, L21–22, L24DD, L29, L32DD, L33DD</p> <p>G8 M2 L6DD, L7DD, L8, L8DD, L9–10, L10DD, L11, L11DD, L13–15, L17–20, L22, L22DD, L23–26, L29–30, L34–35</p> <p>G8 M3 L1–2, L2DD, L3–4, L4DD, L5–6, L6DD, L7–9, L9DD, L10, L10DD, L11, L18DD, L20, L20DD, L21, L21DD, L22–23, L24DD, L25, L28–30, L30DD</p>
<p>RL.8.5</p> <p>Analyze the overall structure of a text: compare and contrast the structure of two or more texts and analyze how the differing structure of each text contributes to its meaning and style.</p>		<p>G8 M1 L3, L5, L8–12, L14–17, L20–22, L30–32</p> <p>G8 M2 L19, L26</p>	
<p>RL.8.6</p> <p>Analyze author’s purpose and how differences in the points of view of the characters and the audience or reader (e.g., created through the use of dramatic irony) create such effects as suspense or humor.</p>		<p>G8 M1 L5</p> <p>G8 M2 L6</p> <p>G8 M3 L18–22, L24, L29</p>	

Content	Strand	Standard	Aligned Components of <i>Wit & Wisdom</i>
	Integration of Knowledge and Ideas	<p>RL.8.7 Analyze the extent to which a filmed or live production of a story or drama stays faithful to or departs from the text or script, evaluating the choices made by the director or actors (e.g., <i>Old Yeller</i>, <i>Brian’s Song</i>, <i>The Miracle Worker</i>).</p>	<p>G8 M2 L21–22, L25–26, L34 G8 M3 L18</p>
		<p>RL.8.9 Analyze how a modern work of fiction draws on themes, patterns of events, or character types from myths, traditional stories, or religious works such as the Bible, including describing how the material is rendered new.</p>	<p>G8 M3 L24–27</p>
	Range of Reading and Level of Complexity	<p>RL.8.10 By the end of the year, read and comprehend a range of literature from a variety of cultures, within a complexity band appropriate to grade 8 (from upper grade 7 to grade 9), with scaffolding as needed at the high end of the range.</p>	<p>G8 M1–4 <i>Wit & Wisdom</i> considers this standard a Continuing Standard. Because it is fundamental to the learning design, it is addressed continually across all lessons and modules.</p>
Reading Standards for Informational Text	Key Ideas and Details	<p>RI.8.1 Cite the textual evidence that most strongly supports an analysis of what the text says explicitly as well as inferences drawn from the text.</p>	<p>G8 M1 L11–12, L23–30 G8 M2 L1–5, L12, L14, L31–33 G8 M3 L12–17 G8 M4 L1–24, L33</p>

Content	Strand	Standard	Aligned Components of <i>Wit & Wisdom</i>
		<p>RI.8.2</p> <p>Determine a central idea and subtopics of a text and analyze their development over the course of the text, including their relationship to supporting ideas; restate and summarize the central idea or events, in correct sequence when necessary, after reading a text.</p>	<p>G8 M1 L11–12, L23–30, L32</p> <p>G8 M2 L1–5, L12, L14, L31–32, L34</p> <p>G8 M3 L13, L15–17</p> <p>G8 M4 L3–7, L10–24</p>
		<p>RI.8.3</p> <p>Analyze how a text makes connections among and distinctions between individuals, ideas, or events (e.g., through comparisons, analogies, or categories).</p>	<p>G8 M1 L12, L23–25</p> <p>G8 M2 L1–2, L4, L12, L31–33</p> <p>G8 M3 L13–14</p> <p>G8 M4 L3–7, L10–15, L17, L20–21, L23</p>
	<p>Craft and Structure</p>	<p>RI.8.4</p> <p>Determine the meaning of words and phrases as they are used in a text, including figurative, connotative, and technical meanings; analyze the impact of specific word choices on meaning and tone, including analogies or allusions to other texts.</p>	<p>G8 M1 L11–12, L12DD, L13DD, L23, L23DD, L24–25, L27DD, L32DD, L33DD</p> <p>G8 M2 L1, L2DD, L3–4, L4DD, L12, L12DD, L31–32</p> <p>G8 M3 L12–14, L14DD, L15DD</p> <p>G8 M4 L1–3, L3DD, L4–7, L10, L10DD, L11–14, L15DD, L17, L17DD, L18–19, L19DD, L20, L20DD, L21–22, L24</p>
		<p>RI.8.5</p> <p>Analyze in detail the structure of a specific paragraph in a text, including the role of particular sentences in developing and refining a key concept.</p>	<p>G8 M1 L27</p> <p>G8 M2 L1, L3</p> <p>G8 M4 L1, L14, L19–21</p>

Content	Strand	Standard	Aligned Components of <i>Wit & Wisdom</i>
		<p>RI.8.6 Determine an author’s purpose (to inform, persuade, entertain, critique, etc.) and point of view in a text and analyze how the author acknowledges and responds to conflicting evidence or viewpoints.</p>	<p>G8 M1 L24 G8 M3 L12, L14 G8 M4 L7, L11–12, L15–16, L18–20, L24</p>
	<p>Integration of Knowledge and Ideas</p>	<p>RI.8.7 Evaluate the advantages and disadvantages of using different media (e.g., print or digital text, video, multimedia) to present a particular topic or idea.</p>	<p>G8 M4 L3, L6–9</p>
		<p>RI.8.8 Delineate and evaluate the argument and specific claims in a text (e.g., identify bias and propaganda techniques, well-supported logical arguments), assessing whether the reasoning is sound and the evidence is relevant and sufficient; recognize when irrelevant evidence is introduced.</p>	<p>G8 M3 L13–16 G8 M4 L20, L23</p>
		<p>RI.8.9 Analyze a case in which two or more texts provide conflicting information on the same topic and identify where the texts disagree on matters of fact or interpretation.</p>	<p>G8 M4 L5, L20, L23–24</p>

Content	Strand	Standard	Aligned Components of <i>Wit & Wisdom</i>
	Range of Reading and Level of Text Complexity	<p>RI.8.10 By the end of the year, read and comprehend literary nonfiction, within a complexity band appropriate to grade 8 (from upper grade 7 to grade 9), with scaffolding as needed at the high end of the range.</p>	<p>G8 M1–4</p> <p><i>Wit & Wisdom</i> considers this standard a Continuing Standard. Because it is fundamental to the learning design, it is addressed continually across all lessons and modules.</p>
Writing Standards	Text Types and Purposes	<p>W.8.1 Write arguments to support claims with clear reasons and relevant evidence.</p>	
		<p>W.8.1a Introduce claim(s), acknowledge and distinguish the claim(s) from alternate or opposing claims, and organize the reasons and evidence logically.</p>	<p>G8 M3 L3–4, L6–10, L17–20, L22–24, L26, L31–35</p>
		<p>W.8.1b Support claim(s) with logical reasoning and accurate, relevant evidence, using credible sources and demonstrating an understanding of the topic or text.</p>	<p>G8 M3 L3–4, L6–10, L17, L26, L31, L34–35</p>
		<p>W.8.1c Use words, phrases, and clauses to create cohesion and clarify the relationships among claim(s), counterclaims, reasons, and evidence.</p>	<p>G8 M3 L6, L8–9, L18–20, L22, L26, L31–32, L35</p>
		<p>W.8.1d Establish and maintain a formal style.</p>	<p>G8 M3 L29–31</p>

Content	Strand	Standard	Aligned Components of <i>Wit & Wisdom</i>
		<p>W.8.1e Provide a concluding statement or section that follows from and supports the argument presented.</p>	G8 M3 L13, L30–31, L35
		<p>W.8.2 Write informative/explanatory texts to examine a topic and convey ideas, concepts, and information through the selection, organization, and analysis of relevant content.</p>	
		<p>W.8.2a Introduce a topic clearly, previewing what is to follow; organize ideas, concepts, and information into broader categories; include formatting (e.g., headings), graphics (e.g., charts, tables), and multimedia when useful to aiding comprehension.</p>	<p>G8 M2 L5, L9–11, L15, L18, L21, L27–28, L31–32, L34–37 G8 M3 L16, L27 G8 M4 L12</p>
		<p>W.8.2b Develop the topic with relevant, well-chosen facts, definitions, concrete details, quotations, or other information and examples.</p>	<p>G8 M1 L16, L28 G8 M2 L2–5, L8, L25–26, L32, L34–37 G8 M3 L5–6, L8, L16, L27 G8 M4 L12</p>
		<p>W.8.2c Use appropriate and varied transitions to create cohesion and clarify the relationships among ideas and concepts.</p>	<p>G8 M2 L13, L15, L36–37 G8 M3 L16, L27 G8 M4 L12</p>

Content	Strand	Standard	Aligned Components of <i>Wit & Wisdom</i>
		<p>W.8.2d Use precise language and domain-specific vocabulary to inform about or explain the topic.</p>	<p>G8 M1 L28 G8 M2 L5, L25–26 G8 M3 L16, L27</p>
		<p>W.8.2e Establish and maintain a formal style.</p>	<p>G8 M2 L23, L26 G8 M3 L16</p>
		<p>W.8.2f Provide a concluding statement or section that follows from and supports the information or explanation presented.</p>	<p>G8 M2 L25–26, L32, L36–37 G8 M4 L12</p>
		<p>W.8.3 Use narrative writing to develop real or imagined experiences or events using effective technique, relevant descriptive details, and well-structured event sequences.</p>	
		<p>W.8.3a Engage and orient the reader by establishing a context and point of view and introducing a narrator and/or characters; organize an event sequence that unfolds naturally and logically.</p>	<p>G8 M1 L12–14, L17, L29 G8 M2 L16</p>
		<p>W.8.3b Use narrative techniques, such as dialogue, pacing, description, and reflection, to develop experiences, events, and/or characters.</p>	<p>G8 M1 L7, L11–15, L17, L21, L29, L31 G8 M2 L14, L16</p>

Content	Strand	Standard	Aligned Components of <i>Wit & Wisdom</i>
		<p>W.8.3c Use a variety of transition words, phrases, and clauses to convey sequence, signal shifts from one time frame or setting to another, and show the relationships among experiences and events.</p>	<p><i>Wit & Wisdom</i> addresses this standard in Grade 7.</p> <p>G7 M1 L28, L30</p> <p>G7 M2 L11DD, L12DD, L18DD, L24DD, L26DD</p> <p>G7 M3 L16</p>
		<p>W.8.3d Use precise words and phrases, relevant descriptive details, and sensory language to advance the action and convey experiences and events.</p>	<p>G8 M1 L5–8, L10–11, L13, L15, L17, L21, L29, L31</p> <p>G8 M2 L3, L14, L16</p>
		<p>W.8.3e Provide a conclusion that follows from and reflects on the narrated experiences or events.</p>	<p>G8 M1 L12–14, L17, L29</p>
	<p>Production and Distribution of Writing</p>	<p>W.8.4 Produce clear and coherent writing in which the development, organization, and style are appropriate to task, purpose, and audience.</p>	<p>G8 M1 L7, L21, L31–32</p> <p>G8 M2 L5, L16, L32, L37</p> <p>G8 M3 L5, L36</p> <p>G8 M4 L8, L27–28</p>
		<p>W.8.5 With some guidance and support from peers and adults, develop and strengthen writing as needed by planning, revising, editing, rewriting, or trying a new approach, focusing on how well purpose and audience have been addressed.</p>	<p>G8 M1 L11, L17, L28–30, L32</p> <p>G8 M2 L8, L34, L37DD</p> <p>G8 M3 L10, L24, L26, L33–35, L35DD, L36, L36DD</p> <p>G8 M4 L16, L26–27, L31</p>

Content	Strand	Standard	Aligned Components of <i>Wit & Wisdom</i>
		<p>W.8.6 Use technology, including the Internet, to produce and publish writing and present the relationships between information and ideas efficiently as well as to interact and collaborate with others.</p>	<p>G8 M1 L22 G8 M4 L9, L32–33</p>
	<p>Research to Build and Present Knowledge</p>	<p>W.8.7 Conduct short research projects to answer a question (including a self-generated question), drawing on several sources and generating additional related, focused questions that allow for multiple avenues of exploration.</p>	<p>G8 M2 L1 G8 M3 L1, L8 G8 M4 L1–5, L10–11, L15–19, L24–25, L27, L33</p>
		<p>W.8.8 Gather relevant information from multiple print and digital sources, using search terms effectively; assess the credibility and accuracy of each source; and quote or paraphrase the data and conclusions of others while avoiding plagiarism and following a standard format for citation.</p>	<p>G8 M2 L1 G8 M3 L1, L8 G8 M4 L3, L5, L10, L13, L15–16, L18, L21–27, L33</p>
		<p>W.8.9 Draw evidence from literary or informational texts to support analysis, reflection, and research.</p>	

Content	Strand	Standard	Aligned Components of <i>Wit & Wisdom</i>
		<p>W.8.9a Apply grade 8 Reading standards to literature (e.g., “Analyze how a modern work of fiction draws on themes, patterns of events, or character types from myths, traditional stories, or religious works such as the Bible, including describing how the material is rendered new.”).</p>	<p>G8 M1 L16 G8 M3 L5, L8, L27, L31</p>
		<p>W.8.9b Apply grade 8 Reading standards to literary nonfiction (e.g., “Delineate and evaluate the argument and specific claims in a text [e.g., identifies bias and propaganda techniques, well-supported logical arguments], assessing whether the reasoning is sound and the evidence is relevant and sufficient; recognize when irrelevant evidence is introduced.”).</p>	<p>G8 M3 L16 G8 M4 L27</p>
	<p>Range of Writing</p>	<p>W.8.10 Write routinely over extended time frames (time for research, reflection, and revision) and shorter time frames (a single sitting or a day or two) for a range of discipline-specific tasks, purposes, and audiences.</p>	<p>G8 M1 L2–3, L19, L23, L27 G8 M2 L1, L6–7, L11–12, L14, L17, L19–20, L22–24, L28–30, L33 G8 M3 L1–3, L6–11, L13–15, L18–19, L22–25 G8 M4 L1–2, L4, L6–7, L9–15, L17–24, L33</p>

Content	Strand	Standard	Aligned Components of <i>Wit & Wisdom</i>
Speaking and Listening Standards	Comprehension and Collaboration	<p>SL.8.1 Engage effectively in a range of collaborative discussions (one-on-one, in groups, and teacher-led) with diverse partners on grade 8 topics, texts, and issues, building on others' ideas and expressing their own clearly.</p>	
		<p>SL.8.1a Come to discussions prepared, having read or researched material under study; explicitly draw on that preparation by referring to evidence on the topic, text, or issue to probe and reflect on ideas under discussion.</p>	<p>G8 M3 L11, L26 G8 M4 L9, L24</p>
		<p>SL.8.1b Follow rules for collegial discussions (e.g., establishing norms: taking turns, paraphrasing, respecting diverse viewpoints), and decision-making (e.g., coming to consensus), track progress toward specific goals and deadlines, and define individual roles as needed.</p>	<p>G8 M2 L24, L33 G8 M3 L11</p>
		<p>SL.8.1c Pose questions that connect the ideas of several speakers and respond to others' questions and comments with relevant evidence, observations, and ideas.</p>	<p>G8 M3 L11</p>

Content	Strand	Standard	Aligned Components of <i>Wit & Wisdom</i>
		<p>SL.8.1d Acknowledge new information expressed by others, and, when warranted, qualify or justify their own views in light of the evidence presented.</p>	<p><i>Wit & Wisdom</i> addresses this standard in Grade 7.</p> <p>G7 M1 L7</p> <p>G7 M2 L30</p> <p>G7 M3 L29, L37</p> <p>G7 M4 L31</p>
		<p>SL.8.2 Analyze the purpose of information presented in diverse media and formats (e.g., visually, quantitatively/data-related, orally) and evaluate the motives (e.g., social, commercial, political) behind its presentation.</p>	<p>G8 M1 L4, L9, L18–19</p> <p>G8 M2 L2–4, L6–7, L11–15, L17–22, L25–26, L33–34</p> <p>G8 M3 L18</p> <p>G8 M4 L3–15, L17–20, L24, L33</p>
		<p>SL.8.3 Delineate a speaker’s argument and specific claims, evaluating the soundness of the reasoning and relevance and sufficiency of the evidence and identifying when irrelevant evidence is introduced.</p>	<p>G8 M3 L6, L9, L11, L17, L29, L32, L34</p>
	<p>Presentation of Knowledge</p>	<p>SL.8.4 Present claims and findings, emphasizing salient points in a focused, coherent manner with relevant evidence, sound valid reasoning, and well-chosen details; use appropriate eye contact, adequate volume, and clear pronunciation.</p>	<p>G8 M1 L18–22, L33</p> <p>G8 M3 L17</p> <p>G8 M4 L24, L28–32</p>

Content	Strand	Standard	Aligned Components of <i>Wit & Wisdom</i>
		<p>SL.8.5 Integrate multimedia and visual displays into presentations to clarify information, strengthen claims and evidence, and add interest.</p>	<p>G8 M1 L18–22, L33 G8 M3 L28 G8 M4 L9, L29–32</p>
		<p>SL.8.6 Adapt speech to a variety of contexts and tasks, demonstrating command of formal English when indicated or appropriate.</p>	<p>G8 M1 L15, L18–22, L27, L33 G8 M2 L18–25, L33, L36 G8 M3 L26, L29 G8 M4 L9, L24, L33</p>
<p>Language Standards</p>	<p>Conventions of Standard English</p>	<p>L.8.1 Demonstrate command of the conventions of standard English grammar and usage when writing or speaking.</p>	
		<p>L.8.1a Explain the function of verbals (gerunds, participles, infinitives) in general and their function in particular sentences in order to apply the conventions of English.</p>	<p>G8 M4 L1DD, L2DD, L4DD, L7DD, L8, L8DD, L13DD, L14DD, L16, L16DD, L21DD, L22DD, L23, L23DD, L24DD</p>
		<p>L.8.1b Form and use verbs in the active and passive voice.</p>	<p>G8 M1 L10–11 G8 M2 L16, L21DD, L23DD, L24DD, L25, L25DD, L26, L26DD, L32, L37, L37DD G8 M4 L26DD, L27DD</p>

Content	Strand	Standard	Aligned Components of <i>Wit & Wisdom</i>
		<p>L.8.1c Form and use verbs in the indicative, imperative, interrogative, conditional, and subjunctive mood.</p>	<p>G8 M1 L2DD, L5DD, L8DD, L9DD, L10, L21 G8 M2 L14DD, L15DD, L16DD, L37, L37DD G8 M3 L11DD, L13DD, L16, L16DD, L17DD, L23DD, L25DD, L26DD, L27, L27DD, L29DD, L31, L36DD G8 M4 L27, L32DD</p>
		<p>L.8.1d Recognize and correct inappropriate shifts in verb voice and mood.</p>	<p>G8 M1 L8DD G8 M2 L14DD, L15, L15DD, L16, L16DD, L25, L25DD, L26, L26DD, L37, L37DD G8 M3 L16, L17DD, L27, L29DD, L31, L36, L36DD</p>
		<p>L.8.2 Demonstrate command of the conventions of standard English capitalization, punctuation, and spelling when writing.</p>	
		<p>L.8.2a Use punctuation (comma, ellipsis, dash) to indicate a pause or break.</p>	<p>G8 M1 L18DD, L19DD, L20DD, L22DD G8 M3 L1DD, L3DD, L5, L5DD, L35DD, L36</p>
		<p>L.8.2b Use an ellipsis to indicate an omission.</p>	<p>G8 M2 L31DD, L32, L32DD, L33DD, L37, L37DD</p>
		<p>L.8.2c Spell correctly.</p>	<p>G8 M2 L1DD, L32 G8 M3 L30DD, L31, L31DD, L32DD, L36</p>

Content	Strand	Standard	Aligned Components of <i>Wit & Wisdom</i>
	Knowledge of Language	L.8.3 Use knowledge of language and its conventions when writing, speaking, reading, or listening.	
		L.8.3a Use verbs in the active and passive voice and in the conditional and subjunctive mood to achieve particular effects (e.g., emphasizing the actor or the action; expressing uncertainty or describing a state contrary to fact).	G8 M1 L11 G8 M2 L24DD, L32 G8 M3 L16DD, L17DD, L25DD, L26DD, L27, L27DD, L29DD G8 M4 L25DD, L26DD, L27DD, L30DD, L31DD, L32DD

Content	Strand	Standard	Aligned Components of <i>Wit & Wisdom</i>
	<p>Vocabulary Acquisition and Use</p>	<p>L.8.4 Determine or clarify the meaning of unknown and multiple-meaning words or phrases based on grade 8 reading and content, choosing flexibly from a range of strategies.</p> <p>L.8.4a Determine meanings of unfamiliar words by using knowledge of word structure, (prefixes/suffixes, base words, common roots, or word origins), context (e.g., the overall meaning of a sentence or paragraph; a word’s position or function in a sentence), knowledge of language structure including using context clues and prior knowledge.</p>	<p>Supplemental material is necessary to address using knowledge of language structure to determine the meanings of unfamiliar words.</p> <p>The following lessons address using word structure and context to determine the meanings of unfamiliar words.</p> <p>G8 M1 L3DD, L4DD, L11DD, L12, L12DD, L13DD, L15, L23, L27DD, L32DD, L33DD</p> <p>G8 M2 L1–2, L2DD, L3–4, L6, L6DD, L7DD, L8, L8DD, L9–10, L10DD, L11DD, L12, L12DD, L13, L17–18, L18DD, L19–20, L20DD, L22, L22DD, L23, L25, L27, L29–32, L34DD</p> <p>G8 M3 L1–2, L2DD, L3–4, L6DD, L7, L7DD, L9, L10, L10DD, L14, L14DD, L15DD, L18DD, L19DD, L20, L20DD, L21, L21DD, L22–23, L24DD, L30DD, L33DD</p> <p>G8 M4 L1, L3DD, L4–5, L6DD, L7, L10, L10DD, L13, L15, L15DD, L17, L17DD, L19, L19DD, L20DD, L21, L28DD, L29DD</p>

Content	Strand	Standard	Aligned Components of <i>Wit & Wisdom</i>
		<p>L.8.4b</p> <p>Use common, grade-appropriate Greek or Latin affixes and roots as clues to the meaning of a word (e.g., <i>precede</i>, <i>recede</i>, <i>secede</i>).</p>	<p>G8 M1 L3DD, L4DD, L12DD, L13DD</p> <p>G8 M2 L10DD, L20DD, L22DD, L29DD</p> <p>G8 M3 L7DD, L10DD, L12DD, L14DD, L18DD, L20DD, L21DD, L22DD, L30DD</p> <p>G8 M4 L1, L6DD, L10, L17, L17DD, L28DD</p>
		<p>L.8.4c</p> <p>Consult general and specialized reference materials (e.g., dictionaries, glossaries, and thesauruses), both print and digital, to find the pronunciation of a word or determine or clarify its precise meaning or its part of speech.</p>	<p>G8 M1 L3DD, L4DD, L11DD, L13DD, L15DD, L23DD, L24DD, L27DD, L29DD</p> <p>G8 M2 L1, L1DD, L4, L6DD, L7DD, L10DD, L12DD, L20DD, L29DD, L30DD</p> <p>G8 M3 L1–3, L6, L6DD, L7DD, L8–9, L9DD, L10DD, L12, L12DD, L15DD, L18, L18DD, L19, L20DD, L21, L21DD, L22, L22DD, L30, L30DD, L31DD</p> <p>G8 M4 L2, L3DD, L5, L10, L10DD, L12–13, L15DD, L17DD, L19DD, L20DD</p>
		<p>L.8.4d</p> <p>Verify the preliminary determination of the meaning of a word or phrase (e.g., by checking the inferred meaning in context or in a dictionary).</p>	<p>G8 M1 L3DD, L4DD, L11DD, L12, L12DD, L13DD, L15, L23, L23DD, L27DD</p> <p>G8 M2 L1, L4, L6DD, L7DD, L10DD, L12, L12DD, L13, L20DD, L22DD, L29DD, L31</p> <p>G8 M3 L1–3, L6DD, L10, L10DD, L14, L18DD, L20, L21DD, L30DD</p> <p>G8 M4 L2, L3DD, L10, L10DD, L15DD, L17, L17DD, L19DD, L20DD</p>

Content	Strand	Standard	Aligned Components of <i>Wit & Wisdom</i>
		<p>L.8.5 Demonstrate understanding of figurative language, word relationships, and nuances in word meanings.</p>	
		<p>L.8.5a Interpret the intent or meaning of figures of speech (e.g., verbal irony, puns, mixed metaphor) as used in context.</p>	<p>G8 M1 L4, L8DD, L21DD</p> <p>G8 M2 L9DD, L10–11, L14–15, L18–20, L22, L29</p> <p>G8 M3 L2–4, L4DD, L5–6, L8–11, L19–20, L20DD, L22, L28–30</p> <p>G8 M4 L18, L20, L22</p>
		<p>L.8.5b Use the relationship between particular words (e.g., synonyms/antonyms, analogies) to better understand each of the words.</p>	<p>G8 M1 L1, L1DD, L23DD, L27DD, L29DD</p> <p>G8 M2 L1, L2DD, L10, L13DD, L17, L18DD, L27, L31</p> <p>G8 M3 L20, L23, L29, L30</p> <p>G8 M4 L1, L5, L5DD, L6, L6DD, L10–11, L11DD, L12, L15, L17, L21</p>
		<p>L.8.5c Distinguish among the connotations (associations) of words with similar denotations (definitions) (e.g., <i>bullheaded</i>, <i>willful</i>, <i>firm</i>, <i>persistent</i>, <i>resolute</i>).</p>	<p>G8 M1 L15DD, L24DD</p> <p>G8 M2 L2DD, L4DD, L15, L19, L30DD, L31–32</p> <p>G8 M3 L2, L2DD, L7DD, L9DD, L10, L14, L15DD, L21</p> <p>G8 M4 L15DD, L21</p>

Content	Strand	Standard	Aligned Components of <i>Wit & Wisdom</i>
		<p>L.8.6 Acquire and accurately use grade-appropriate general academic and domain-specific words and phrases; gather vocabulary knowledge when considering a word or phrase important to comprehension or expression.</p>	<p>G8 M1–4</p> <p><i>Wit & Wisdom</i> considers this standard a Continuing Standard. Because it is fundamental to the learning design, it is addressed continually across all lessons and modules.</p>