



WIT & WISDOM[®]

MORE MEANINGFUL ENGLISH

Illinois Learning Standards
for English Language Arts
Correlation to
Wit & Wisdom

GRADE 7

October 2018

ABOUT *WIT & WISDOM*

Wit & Wisdom[®] is a Kindergarten through Grade 8 English language arts (ELA) curriculum created by Great Minds[®], an organization that brings together teachers and experts who believe all students deserve access to rich, rigorous content. With *Wit & Wisdom*, every text a student explores is authentic and of the highest quality. Students use these texts at every turn—to learn, and eventually master, essential reading, writing, speaking, listening, grammar, and vocabulary skills. Instead of basals, students read books they love to build knowledge of important topics and to develop and refine literacy skills. All students read and discuss grade-level texts, and the curriculum includes suggestions for supporting this learning at key moments in the lessons.

Wit & Wisdom is composed of four modules per grade level. Each artfully explores a specific topic to develop depth of understanding and inspire curiosity. The core of each module is a selection of literary works, informational texts, and visual art. Modules are made up of approximately 30 lessons that are covered in six to eight weeks. All modules integrate reading, writing, speaking, listening, and language instruction.

HIGH RATINGS

The independent, nonprofit reviewer EdReports.org gives *Wit & Wisdom* top ratings for text quality, building knowledge, and usability. *Wit & Wisdom* is the only ELA resource to receive a Tier 1 designation for all grades, Kindergarten through Grade 8, from the Louisiana Department of Education.

PROVEN RESULTS

Schools and districts nationwide are experiencing increased student engagement and growth with *Wit & Wisdom*. See their stories and data at greatminds.org/english.

ONGOING SUPPORT

To support and sustain successful implementation, *Wit & Wisdom*'s team offers customizable professional development—online or on-site.

Wit & Wisdom also includes support resources available only from Great Minds:





- Introducing *Wit & Wisdom***
 - Core text list
 - Implementation Guide
 - Module 0 (GK–2, G3–5, G6–8)
- Extending *Wit & Wisdom***
 - Parent Tip Sheets
 - Volume of Reading text list
 - *Wit & Wisdom* assessment resources (Standards Trackers and Question Sets)
 - The Art of *Wit & Wisdom* (lessons and vocabulary relating to the curriculum's rich artwork)

Illinois Learning Standards for English Language Arts Correlation to *Wit & Wisdom*

GRADE 7 ENGLISH LANGUAGE ARTS

The Grade 7 Illinois Learning Standards for English Language Arts are fully covered by Grade 7 of the *Wit & Wisdom* curriculum. A detailed analysis of alignment is provided in the table below.

KEY

-  *Wit & Wisdom* fully addresses the Illinois standard.
-  *Wit & Wisdom* may not completely address the Illinois standard.
-  *Wit & Wisdom* does not address the Illinois standard.
-  *Wit & Wisdom* addresses the Illinois standard at a different grade level.

G = grade level

Examples:

M = module

G7 M1 L6 = Grade 7 Module 1 Lesson 6

L = lesson

G7 M1 L6DD = Grade 7 Module 1 Lesson 6 Deep Dive

DD = Deep Dive

Strand	Sub-Strand	Standard	Aligned Components of <i>Wit & Wisdom</i>
Reading Standards for Literature	Key Ideas and Details	RL.7.1 Cite several pieces of textual evidence to support analysis of what the text says explicitly as well as inferences drawn from the text.	G7 M1 L1, L3–11, L13–16, L18–33 G7 M2 L2–7, L9–10, L13–20, L30, L33–35 G7 M3 L1–6, L10–11, L15–30, L34–37 G7 M4 L1–14, L16–17, L19–20, L23–29, L31, L38
		RL.7.2 Determine a theme or central idea of a text and analyze its development over the course of the text; provide an objective summary of the text.	G7 M1 L4–5, L9–10, L15–16, L19, L21–29 G7 M2 L3–6, L8–20, L30 G7 M3 L3–5, L18–30 G7 M4 L3–7, L13–17, L19, L23–26, L29, L38
		RL.7.3 Analyze how particular elements of a story or drama interact (e.g., how setting shapes the characters or plot).	G7 M1 L6–7, L9–12, L14–18, L20–26, L28–30 G7 M2 L3, L5–7, L9–10, L12–15, L17–20, L33–35 G7 M3 L16, L18–20, L22, L28 G7 M4 L2, L4–8, L13, L17, L19, L28

Strand	Sub-Strand	Standard	Aligned Components of <i>Wit & Wisdom</i>
	Craft and Structure	<p>RL.7.4 Determine the meaning of words and phrases as they are used in a text, including figurative and connotative meanings; analyze the impact of rhymes and other repetitions of sounds (e.g., alliteration) on a specific verse or stanza of a poem or section of a story or drama.</p>	<p>G7 M1 L1DD, L5, L20, L26, L27DD, L28–29</p> <p>G7 M2 L4DD, L5, L10, L14, L17DD</p> <p>G7 M3 L1–6, L6DD, L15, L18, L20, L24</p> <p>G7 M4 L6, L12DD, L13, L13DD, L14DD, L23, L25–26, L28DD</p>
		<p>RL.7.5 Analyze how a drama’s or poem’s form or structure (e.g., soliloquy, sonnet) contributes to its meaning.</p>	<p>G7 M3 L2–5</p>
		<p>RL.7.6 Analyze how an author develops and contrasts the points of view of different characters or narrators in a text.</p>	<p>G7 M1 L6, L11, L16, L27</p> <p>G7 M3 L17–22, L24, L28</p> <p>G7 M4 L13, L28</p>
	Integration of Knowledge and Ideas	<p>RL.7.7 Compare and contrast a written story, drama, or poem to its audio, filmed, staged, or multimedia version, analyzing the effects of techniques unique to each medium (e.g., lighting, sound, color, or camera focus and angles in a film).</p>	<p>G7 M3 L2–5</p>

Strand	Sub-Strand	Standard	Aligned Components of <i>Wit & Wisdom</i>
		<p>RL.7.9 Compare and contrast a fictional portrayal of a time, place, or character and a historical account of the same period as a means of understanding how authors of fiction use or alter history.</p>	<p>G7 M1 L5, L25 G7 M2 L4, L18 G7 M4 L3–4, L9, L12–14, L16, L23, L26</p>
	<p>Range of Reading and Level of Complexity</p>	<p>RL.7.10 By the end of the year, read and comprehend literature, including stories, dramas, and poems, in the grades 6–8 text complexity band proficiently, with scaffolding as needed at the high end of the range.</p>	<p>G7 M1–4 <i>Wit & Wisdom</i> considers this standard a Continuing Standard. Because it is fundamental to the learning design, it is addressed continually across all lessons and modules.</p>
<p>Reading Standards for Informational Text</p>	<p>Key Ideas and Details</p>	<p>RI.7.1 Cite several pieces of textual evidence to support analysis of what the text says explicitly as well as inferences drawn from the text.</p>	<p>G7 M1 L2, L10, L20 G7 M2 L1, L4, L18, L21–26, L28–35 G7 M3 L7–14, L17, L25–26, L31–37 G7 M4 L3–5, L9, L11–12, L14, L16–18, L20–24, L26–28, L30–38</p>
		<p>RI.7.2 Determine two or more central ideas in a text and analyze their development over the course of the text; provide an objective summary of the text.</p>	<p>G7 M1 L2 G7 M2 L8, L18, L23–26, L28–31 G7 M3 L7–8, L10, L13–14, L25–26, L31 G7 M4 L3, L14–18, L30, L32, L38</p>

Strand	Sub-Strand	Standard	Aligned Components of <i>Wit & Wisdom</i>
		<p>RI.7.3 Analyze the interactions between individuals, events, and ideas in a text (e.g., how ideas influence individuals or events, or how individuals influence ideas or events).</p>	<p>G7 M2 L4, L24–26, L28–30, L33–35 G7 M4 L4, L17, L21–23, L26–28, L30–31, L33–37</p>
	<p>Craft and Structure</p>	<p>RI.7.4 Determine the meaning of words and phrases as they are used in a text, including figurative, connotative, and technical meanings; analyze the impact of a specific word choice on meaning and tone.</p>	<p>G7 M1 L2, L13DD G7 M2 L4DD, L10DD, L14DD, L22DD, L24, L28, L29DD G7 M3 L8–10, L13, L31–32 G7 M4 L3, L3DD, L9, L12DD, L14–16, L16DD, L18, L23DD, L24DD, L30DD</p>
<p>RI.7.5 Analyze the structure an author uses to organize a text, including how the major sections contribute to the whole and to the development of the ideas.</p>		<p>G7 M2 L1, L4, L8, L23–24 G7 M4 L3, L9, L14–16, L18, L30</p>	
<p>RI.7.6 Determine an author’s point of view or purpose in a text and analyze how the author distinguishes his or her position from that of others.</p>		<p>G7 M2 L18 G7 M3 L9, L31 G7 M4 L3–4, L9, L16–18, L26</p>	

Strand	Sub-Strand	Standard	Aligned Components of <i>Wit & Wisdom</i>
	Integration of Knowledge and Ideas	RI.7.7 Compare and contrast a text to an audio, video, or multimedia version of the text, analyzing each medium’s portrayal of the subject (e.g., how the delivery of a speech affects the impact of the words).	G7 M3 L7–10
RI.7.8 Trace and evaluate the argument and specific claims in a text, assessing whether the reasoning is sound and the evidence is relevant and sufficient to support the claims.		G7 M3 L7–8, L12–14, L16–17, L19, L21, L23, L31–32	
RI.7.9 Analyze how two or more authors writing about the same topic shape their presentations of key information by emphasizing different evidence or advancing different interpretations of facts.		G7 M3 L31 G7 M4 L8, L17, L24, L26	
	Range of Reading and Level of Text Complexity	RI.7.10 By the end of the year, read and comprehend literary nonfiction in the Grades 6–8 text complexity band proficiently, with scaffolding as needed at the high end of the range.	G7 M1–4 <i>Wit & Wisdom</i> considers this standard a Continuing Standard. Because it is fundamental to the learning design, it is addressed continually across all lessons and modules.

Strand	Sub-Strand	Standard	Aligned Components of <i>Wit & Wisdom</i>
Writing Standards	Text Types and Purposes	W.7.1 Write arguments to support claims with clear reasons and relevant evidence.	
		W.7.1a Introduce claim(s), acknowledge alternate or opposing claims, and organize the reasons and evidence logically.	G7 M3 L3–4, L6, L11–12, L15, L17, L21, L23, L26, L28, L30–34
		W.7.1b Support claim(s) with logical reasoning and relevant evidence, using accurate, credible sources and demonstrating an understanding of the topic or text.	G7 M3 L8, L11–12, L17, L21, L30, L33–34
		W.7.1c Use words, phrases, and clauses to create cohesion and clarify the relationships among claim(s), reasons, and evidence.	G7 M3 L16–17, L21, L30, L33
		W.7.1d Establish and maintain a formal style.	G7 M2 L29 G7 M3 L21, L30, L33, L36DD
		W.7.1e Provide a concluding statement or section that follows from and supports the argument presented.	G7 M3 L28, L33

Strand	Sub-Strand	Standard	Aligned Components of <i>Wit & Wisdom</i>
		<p>W.7.2 Write informative/explanatory texts to examine a topic and convey ideas, concepts, and information through the selection, organization, and analysis of relevant content.</p>	
		<p>W.7.2a Introduce a topic clearly, previewing what is to follow; organize ideas, concepts, and information, using strategies such as definition, classification, comparison/contrast, and cause/effect; include formatting (e.g., headings), graphics (e.g., charts, tables), and multimedia when useful to aiding comprehension.</p>	<p>G7 M2 L4–5, L8, L15, L23–24, L31, L33 G7 M4 L28, L30, L33, L35</p>
		<p>W.7.2b Develop the topic with relevant facts, definitions, concrete details, quotations, or other information and examples.</p>	<p>G7 M2 L4, L6, L15–16, L33 G7 M4 L33, L35</p>
		<p>W.7.2c Use appropriate transitions to create cohesion and clarify the relationships among ideas and concepts.</p>	<p>G7 M2 L18DD, L20, L24DD, L26DD G7 M4 L33</p>
		<p>W.7.2d Use precise language and domain-specific vocabulary to inform about or explain the topic.</p>	<p>G7 M2 L5DD, L6DD, L15DD, L20, L23DD, L35DD G7 M3 L9DD, L10DD G7 M4 L33, L37DD</p>
		<p>W.7.2e Establish and maintain a formal style.</p>	<p>G7 M2 L20, L23DD, L28, L28DD, L29 G7 M4 L33</p>

Strand	Sub-Strand	Standard	Aligned Components of <i>Wit & Wisdom</i>
		<p>W.7.2f Provide a concluding statement or section that follows from and supports the information or explanation presented.</p>	<p>G7 M2 L4, L32 G7 M4 L28, L33</p>
		<p>W.7.3 Write narratives to develop real or imagined experiences or events using effective technique, relevant descriptive details, and well-structured event sequences.</p>	
		<p>W.7.3a Engage and orient the reader by establishing a context and point of view and introducing a narrator and/or characters; organize an event sequence that unfolds naturally and logically.</p>	<p>G7 M1 L6–7, L29–30</p>
		<p>W.7.3b Use narrative techniques, such as dialogue, pacing, and description, to develop experiences, events, and/or characters.</p>	<p>G7 M1 L6–7, L12, L17, L21, L25, L27–30</p>
		<p>W.7.3c Use a variety of transition words, phrases, and clauses to convey sequence and signal shifts from one time frame or setting to another.</p>	<p>G7 M2 L11DD, L12DD</p>
		<p>W.7.3d Use precise words and phrases, relevant descriptive details, and sensory language to capture the action and convey experiences and events.</p>	<p>G7 M1 L3DD, L4DD, L6–7, L15DD, L17, L25, L27–30, L34DD G7 M3 L1</p>

Strand	Sub-Strand	Standard	Aligned Components of <i>Wit & Wisdom</i>
		<p>W.7.3e Provide a conclusion that follows from and reflects on the narrated experiences or events.</p>	G7 M1 L29–30
	<p>Production and Distribution of Writing</p>	<p>W.7.4 Produce clear and coherent writing in which the development, organization, and style are appropriate to task, purpose, and audience.</p>	<p>G7 M2 L10, L16, L20, L23, L29, L31, L34–35 G7 M3 L21–22, L30, L33, L35–36, L36DD G7 M4 L24, L32, L35–37</p>
		<p>W.7.5 With some guidance and support from peers and adults, develop and strengthen writing as needed by planning, revising, editing, rewriting, or trying a new approach, focusing on how well purpose and audience have been addressed.</p>	<p>G7 M1 L22DD, L30DD, L32, L32DD, L33–34, L34DD G7 M2 L21, L31, L33, L35, L35DD G7 M3 L10DD, L21–22, L30, L30DD, L33–36, L36DD G7 M4 L32–34, L37, L37DD</p>
		<p>W.7.6 Use technology, including the Internet, to produce and publish writing and link to and cite sources as well as to interact and collaborate with others, including linking to and citing sources.</p>	<p>G7 M3 L33 G7 M4 L34–37</p>

Strand	Sub-Strand	Standard	Aligned Components of <i>Wit & Wisdom</i>
	Research to Build and Present Knowledge	W.7.7 Conduct short research projects to answer a question, drawing on several sources and generating additional related, focused questions for further research and investigation.	G7 M2 L2, L16 G7 M4 L1–2, L4–5, L8–9, L11–12, L26–27, L34
W.7.8 Gather relevant information from multiple print and digital sources, using search terms effectively; assess the credibility and accuracy of each source; and quote or paraphrase the data and conclusions of others while avoiding plagiarism and following a standard format for citation.		G7 M2 L2, L16 G7 M4 L1–2, L5, L8–11, L25DD, L26, L26DD, L27, L27DD, L33–36	
W.7.9 Draw evidence from literary or informational texts to support analysis, reflection, and research.			
W.7.9a Apply grade 7 Reading standards to literature (e.g., “Compare and contrast a fictional portrayal of a time, place, or character and a historical account of the same period as a means of understanding how authors of fiction use or alter history.”).		G7 M2 L20, L33–34 G7 M3 L10–11, L28, L30	

Strand	Sub-Strand	Standard	Aligned Components of <i>Wit & Wisdom</i>
		<p>W.7.9b Apply grade 7 Reading standards to literary nonfiction (e.g. “Trace and evaluate the argument and specific claims in a text, assessing whether the reasoning is sound and the evidence is relevant and sufficient to support the claims.”).</p>	<p>G7 M2 L33–34 G7 M3 L10–11</p>
	<p>Range of Writing</p>	<p>W.7.10 Write routinely over extended time frames (time for research, reflection, and revision) and shorter time frames (a single sitting or a day or two) for a range of discipline-specific tasks, purposes, and audiences.</p>	<p>G7 M2 L1–19, L22–25, L27–30 G7 M3 L1–9, L11–13, L19–20, L24–25, L28, L32–33, L37 G7 M4 L2–4, L6–14, L18, L23, L25–26, L29, L31, L38</p>
<p>Speaking and Listening Standards</p>	<p>Comprehension and Collaboration</p>	<p>SL.7.1 Engage effectively in a range of collaborative discussions (one-on-one, in groups, and teacher-led) with diverse partners on grade 7 topics, texts, and issues, building on others’ ideas and expressing their own clearly.</p>	<p>SL.7.1a Come to discussions prepared, having read or researched material under study; explicitly draw on that preparation by referring to evidence on the topic, text, or issue to probe and reflect on ideas under discussion.</p>
			<p>G7 M1 L7, L18, L24 G7 M2 L7, L19, L30 G7 M3 L11, L29, L37 G7 M4 L27, L31, L38</p>

Strand	Sub-Strand	Standard	Aligned Components of <i>Wit & Wisdom</i>
		<p>SL.7.1b Follow rules for collegial discussions, track progress toward specific goals and deadlines, and define individual roles as needed.</p>	<p>G7 M1 L2, L5, L7, L18, L24, L30 G7 M2 L7, L19, L30 G7 M3 L11, L29, L37 G7 M4 L27, L31, L38</p>
		<p>SL.7.1c Pose questions that elicit elaboration and respond to others' questions and comments with relevant observations and ideas that bring the discussion back on topic as needed.</p>	<p>G7 M1 L7, L18, L24 G7 M2 L7, L19, L30 G7 M3 L10–11, L17, L19, L29, L37 G7 M4 L27, L31, L38</p>
		<p>SL.7.1d Acknowledge new information expressed by others and, when warranted, modify their own views.</p>	<p>G7 M1 L7 G7 M2 L30 G7 M3 L29, L37 G7 M4 L31</p>
		<p>SL.7.2 Analyze the main ideas and supporting details presented in diverse media and formats (e.g., visually, quantitatively, orally) and explain how the ideas clarify a topic, text, or issue under study.</p>	<p>G7 M1 L1–2, L8–10, L13–16, L20, L24 G7 M2 L1–6, L8–10, L17–18, L20–21, L23–24, L26–29 G7 M3 L1–10, L12–15, L25–26 G7 M4 L1–5, L9–10, L13–17, L19, L21–22, L24</p>

Strand	Sub-Strand	Standard	Aligned Components of <i>Wit & Wisdom</i>
		<p>SL.7.3 Delineate a speaker’s argument and specific claims, evaluating the soundness of the reasoning and the relevance and sufficiency of the evidence.</p>	G7 M3 L8, L19, L21–23, L35
	<p>Presentation of Knowledge and Ideas</p>	<p>SL.7.4 Present claims and findings, emphasizing salient points in a focused, coherent manner with pertinent descriptions, facts, details, and examples; use appropriate eye contact, adequate volume, and clear pronunciation.</p>	<p>G7 M1 L26 G7 M2 L12, L15 G7 M4 L14, L17, L20–22</p>
	<p>SL.7.5 Include multimedia components and visual displays in presentations to clarify claims and findings and emphasize salient points.</p>	G7 M4 L15, L20–22	
	<p>SL.7.6 Adapt speech to a variety of contexts and tasks, demonstrating command of formal English when indicated or appropriate.</p>	<p>G7 M1 L1–12, L14–16, L18–35 G7 M2 L1–35 G7 M3 L11, L29, L37 G7 M4 L18DD, L19DD, L20DD, L21–22, L27, L31, L38</p>	

Strand	Sub-Strand	Standard	Aligned Components of <i>Wit & Wisdom</i>
Language Standards	Conventions of Standard English	L.7.1 Demonstrate command of the conventions of standard English grammar and usage when writing or speaking.	
		L.7.1a Explain the function of phrases and clauses in general and their function in specific sentences.	G7 M1 L11DD, L25DD, L32DD, L34DD G7 M2 L11DD, L12DD, L18DD, L20, L24DD G7 M3 L14DD, L15DD, L16DD, L17DD, L21DD
		L.7.1b Choose among simple, compound, complex, and compound-complex sentences to signal differing relationships among ideas.	G7 M1 L18DD, L19DD, L22DD, L30DD, L34DD G7 M2 L20DD, L26DD G7 M3 L21, L23DD, L24DD, L27DD, L28DD, L30, L30DD, L33, L35, L36DD G7 M4 L37DD
		L.7.1c Place phrases and clauses within a sentence, recognizing and correcting misplaced and dangling modifiers.	G7 M2 L16DD, L20, L21DD, L30DD

Strand	Sub-Strand	Standard	Aligned Components of <i>Wit & Wisdom</i>
		<p>L.7.2 Demonstrate command of the conventions of standard English capitalization, punctuation, and spelling when writing.</p>	
		<p>L.7.2a Use a comma to separate coordinate adjectives (e.g., <i>It was a fascinating, enjoyable movie</i> but not <i>He wore an old[,] green shirt</i>).</p>	<p>G7 M1 L23DD, L26DD, L28DD, L34DD G7 M2 L26DD G7 M4 L2DD, L5DD, L6DD, L9DD, L33, L35–37, L37DD</p>
		<p>L.7.2b Spell correctly.</p>	<p>G7 M2 L20 G7 M4 L37DD</p>
	<p>Knowledge of Language</p>	<p>L.7.3 Use knowledge of language and its conventions when writing, speaking, reading, or listening.</p>	
		<p>L.7.3a Choose language that expresses ideas precisely and concisely, recognizing and eliminating wordiness and redundancy.</p>	<p>G7 M1 L3DD, L4DD, L9DD, L15DD, L34DD G7 M2 L5DD, L6DD, L15DD, L20, L23DD, L35DD G7 M3 L4DD, L7DD, L8DD, L9DD, L10DD, L21, L30, L33, L35, L36DD G7 M4 L18DD, L19DD, L20DD, L31DD, L32DD, L33, L37DD</p>

Strand	Sub-Strand	Standard	Aligned Components of <i>Wit & Wisdom</i>
	Vocabulary Acquisition and Use	L.7.4 Determine or clarify the meaning of unknown and multiple-meaning words and phrases based on grade 7 reading and content, choosing flexibly from a range of strategies.	
L.7.4a Use context (e.g., the overall meaning of a sentence or paragraph; a word’s position or function in a sentence) as a clue to the meaning of a word or phrase.		G7 M1 L2, L5, L5DD, L6DD, L10DD, L13DD, L16DD, L17DD, L20, L27DD, L28, L29DD, L31DD G7 M2 L2DD, L3DD, L4DD, L7DD, L13DD, L17DD, L19DD, L22DD, L24, L27DD, L28, L29DD, L31DD G7 M3 L2DD, L3–5, L5DD, L11DD, L15, L18, L19DD, L20DD, L32, L34DD G7 M4 L3, L3DD, L9, L16DD, L17DD, L18, L21DD, L23DD, L24DD, L26, L28DD, L30DD, L33DD	
L.7.4b Use common, grade-appropriate Greek or Latin affixes and roots as clues to the meaning of a word (e.g., <i>belligerent</i> , <i>bellicose</i> , <i>rebel</i>).		G7 M1 L2DD, L6DD, L8DD, L10DD, L13DD, L16DD, L20DD, L29DD G7 M2 L1, L2DD, L3DD, L8DD, L13DD, L22DD, L25DD, L27DD G7 M3 L1DD, L2DD, L5DD, L20, L20DD, L26, L29DD, L32DD, L34DD G7 M4 L3, L3DD, L6, L7DD, L8DD, L9, L10DD, L15DD, L17DD, L21DD, L24DD, L30DD, L33DD	

Strand	Sub-Strand	Standard	Aligned Components of <i>Wit & Wisdom</i>
		<p>L.7.4c Consult general and specialized reference materials (e.g., dictionaries, glossaries, thesauruses), both print and digital, to find the pronunciation of a word or determine or clarify its precise meaning or its part of speech.</p>	<p>G7 M1 L5DD, L8DD, L16DD, L24DD</p> <p>G7 M2 L4DD, L7DD, L17DD, L22DD, L27DD</p> <p>G7 M3 L11DD, L32DD</p> <p>G7 M4 L3, L3DD, L4DD, L8DD, L10DD, L15DD, L16DD, L17DD, L18, L30DD</p>
		<p>L.7.4d Verify the preliminary determination of the meaning of a word or phrase (e.g., by checking the inferred meaning in context or in a dictionary).</p>	<p>G7 M1 L5DD, L8DD, L16DD, L24DD, L27DD</p> <p>G7 M2 L4DD, L7DD, L17DD, L24, L27DD, L28</p> <p>G7 M3 L4, L11DD, L15, L32DD, L34DD</p> <p>G7 M4 L8DD, L9, L10DD, L15DD, L16DD, L17DD, L18, L26, L30DD</p>
		<p>L.7.5 Demonstrate understanding of figurative language, word relationships, and nuances in word meanings.</p>	
		<p>L.7.5a Interpret figures of speech (e.g., literary, biblical, and mythological allusions) in context.</p>	<p>G7 M1 L1DD, L12DD, L14DD, L21DD</p> <p>G7 M2 L3</p> <p>G7 M3 L1–6, L6DD, L9, L22DD</p> <p>G7 M4 L7, L12DD, L14DD</p>

Strand	Sub-Strand	Standard	Aligned Components of <i>Wit & Wisdom</i>
		<p>L.7.5b Use the relationship between particular words (e.g., synonym/antonym, analogy) to better understand each of the words.</p>	<p>G7 M1 L5DD, L20DD, L24DD, L27DD G7 M2 L1DD, L4DD, L7DD, L9DD, L17DD, L25DD, L29DD G7 M3 L11DD, L12DD, L13DD, L19DD G7 M4 L3, L3DD, L4DD, L10DD</p>
		<p>L.7.5c Distinguish among the connotations (associations) of words with similar denotations (definitions) (e.g., <i>refined, respectful, polite, diplomatic, condescending</i>).</p>	<p>G7 M1 L5DD, L27DD G7 M2 L4DD, L17DD G7 M3 L5, L8, L18DD, L25DD G7 M4 L1DD, L6, L13DD, L16DD, L28DD, L29DD</p>
		<p>L.7.6 Acquire and use accurately grade-appropriate general academic and domain-specific words and phrases; gather vocabulary knowledge when considering a word or phrase important to comprehension or expression.</p>	<p>G7 M1–4 <i>Wit & Wisdom</i> considers this standard a Continuing Standard. Because it is fundamental to the learning design, it is addressed continuously across all lessons and modules.</p>