



WIT & WISDOM[®]

MORE MEANINGFUL ENGLISH

Massachusetts Curriculum
Framework for English
Language Arts and Literacy
Correlation to *Wit & Wisdom*

GRADE 5

November 2018

ABOUT *WIT & WISDOM*

Wit & Wisdom[®] is a Kindergarten through Grade 8 English language arts (ELA) curriculum created by Great Minds[®], an organization that brings together teachers and experts who believe all students deserve access to rich, rigorous content. With *Wit & Wisdom*, every text a student explores is authentic and of the highest quality. Students use these texts at every turn—to learn, and eventually master, essential reading, writing, speaking, listening, grammar, and vocabulary skills. Instead of basals, students read books they love to build knowledge of important topics and to develop and refine literacy skills. All students read and discuss grade-level texts, and the curriculum includes suggestions for supporting this learning at key moments in the lessons.

Wit & Wisdom is composed of four modules per grade level. Each artfully explores a specific topic to develop depth of understanding and inspire curiosity. The core of each module is a selection of literary works, informational texts, and visual art. Modules are made up of approximately 30 lessons that are covered in six to eight weeks. All modules integrate reading, writing, speaking, listening, and language instruction.

Wit & Wisdom integrates ELA strands so that students read to learn; the curriculum does not systematically teach the youngest students to learn to read. For structured foundational skills instruction, *Wit & Wisdom* teacher–writers recommend that early elementary educators use *Wit & Wisdom* alongside a proven, research-based foundational skills program.

HIGH RATINGS

The independent, nonprofit reviewer EdReports.org gives *Wit & Wisdom* top ratings for text quality, building knowledge, and usability.

Wit & Wisdom is the only ELA resource to receive a Tier 1 designation for all grades, Kindergarten through Grade 8, from the Louisiana Department of Education.

PROVEN RESULTS

Schools and districts nationwide are experiencing increased student engagement and growth with *Wit & Wisdom*. See their stories and data at greatminds.org/english.

ONGOING SUPPORT

To support and sustain successful implementation, *Wit & Wisdom*'s team offers customizable professional development—online or on-site.

Wit & Wisdom also includes support resources available only from Great Minds:

Introducing *Wit & Wisdom*

- Core text list
- Implementation Guide
- Module o (GK–2, G3–5, G6–8)

Extending *Wit & Wisdom*





- Parent Tip Sheets
- Volume of Reading text list
- *Wit & Wisdom* assessment resources (Standards Trackers and Question Sets)
- The Art of *Wit & Wisdom* (lessons and vocabulary relating to the curriculum's rich artwork)

Massachusetts Curriculum Framework for English Language Arts and Literacy Correlation to *Wit & Wisdom*

GRADE 5 ENGLISH LANGUAGE ARTS

The majority of the Grade 5 Massachusetts Curriculum Framework for English Language Arts and Literacy standards are fully covered by Grade 5 of the *Wit & Wisdom* curriculum. The areas where the Grade 5 Massachusetts standards and Grade 5 of the *Wit & Wisdom* curriculum do not align will require supplemental materials and use of *Wit & Wisdom* content from other grade levels. A detailed analysis of alignment is provided in the table below. With strategic placement of supplemental materials, students can be successful in achieving the proficiencies of the Massachusetts standards while benefiting from the rich texts and knowledge building of *Wit & Wisdom*.

KEY

-  *Wit & Wisdom* fully addresses the Massachusetts standard.
-  *Wit & Wisdom* may not completely address the Massachusetts standard.
-  *Wit & Wisdom* does not address the Massachusetts standard.
-  *Wit & Wisdom* addresses the Massachusetts standard at a different grade level.

G = grade level

Examples:

M = module

G5 M1 L6 = Grade 5 Module 1 Lesson 6

L = lesson

G5 M1 L6DD = Grade 5 Module 1 Lesson 6 Deep Dive

DD = Deep Dive

Strand	Sub-Strand	Standard	Aligned Components of <i>Wit & Wisdom</i>
Reading Standards for Literature	Key Ideas and Details	<p>RL.5.1 Quote or paraphrase a text accurately when explaining what the text states explicitly and when drawing inferences from the text.</p>	<p>G5 M1 L9–11, L13–28</p> <p>G5 M2 L1, L3–15, L17–18, L18DD, L22–24, L26–29, L31–34</p> <p>G5 M3 L16–37</p> <p>G5 M4 L2–4, L22, L24, L36</p>
		<p>RL.5.2 Determine a theme of a story, drama, or poem from details in the text, including how characters in a story or drama respond to challenges or how the speaker in a poem reflects upon a topic; summarize a text.</p>	<p>G5 M1 L9–10, L14–15, L20–22, L24–25</p> <p>G5 M2 L2–4, L7, L13, L16–19, L21–36</p> <p>G5 M3 L17, L22, L24–26, L29–30, L35</p> <p>G5 M4 L2–4, L36</p>
		<p>RL.5.3 Compare and contrast two or more characters, settings, or events in a story or drama, drawing on specific details in the text (e.g., how characters interact).</p>	<p>G5 M1 L10, L12–15, L18–19, L21–28</p> <p>G5 M2 L2–3, L17–18, L22, L24, L26, L28</p> <p>G5 M3 L21–25, L35</p> <p>G5 M4 L36</p>
	Craft and Structure	<p>RL.5.4 Determine the meaning of words and phrases as they are used in a text; identify and explain the effects of figurative language such as metaphors and similes.</p>	<p>G5 M1 L10, L10DD, L18, L21, L23–24, L29</p> <p>G5 M2 L3, L6, L8–12, L14, L16, L20, L23, L30</p> <p>G5 M3 L8, L21–22, L25, L30–32, L35</p>
		<p>RL.5.5 Explain how a series of chapters, scenes, or stanzas fits together to provide the overall structure of a particular story, drama, or poem.</p>	<p>G5 M1 L15, L20</p> <p>G5 M2 L16–20, L22–23, L26, L30</p> <p>G5 M3 L17, L35</p>

Strand	Sub-Strand	Standard	Aligned Components of <i>Wit & Wisdom</i>
		<p>RL.5.6 Describe how a narrator’s or speaker’s point of view influences how events are described in a story, myth, poem, or drama.</p>	<p>G5 M3 L17–18, L20, L22–25, L29, L33, L35 G5 M4 L2–3</p>
	<p>Integration of Knowledge and Ideas</p>	<p>RL.5.7 Analyze how visual and multimedia elements contribute to the meaning, tone, or beauty of a text (e.g., graphic novel; multimedia presentation of fiction, folktale, myth, poem).</p>	<p>G5 M1 L20 G5 M2 L5–7, L10–12, L14–15, L17, L23, L32</p>
		<p>RL.5.9 Compare and contrast stories in the same genre (e.g., mysteries or adventure stories) on their approaches to similar themes and topics.</p>	<p>G5 M1 L10–12, L17 G5 M4 L24, L36</p>
	<p>Range of Reading and Level of Text Complexity</p>	<p>RL.5.10 Independently and proficiently read and comprehend literary texts representing a variety of genres, cultures, and perspectives and exhibiting complexity appropriate for at least grade 5.</p>	<p>G5 M1–4 <i>Wit & Wisdom</i> considers this standard a Continuing Standard. Because it is fundamental to the learning design, it is addressed continually across all lessons and modules.</p>
<p>Reading Standards for Informational Text</p>	<p>Key Ideas and Details</p>	<p>RI.5.1 Quote or paraphrase a text accurately when explaining what the text states explicitly and when drawing inferences from the text.</p>	<p>G5 M1 L1–5, L7–8, L12, L14, L16, L29–35 G5 M3 L1–16, L31–32 G5 M4 L1, L5–15, L17–24, L26–29, L31–36</p>
		<p>RI.5.2 Determine one or more main ideas of a text and explain how they are supported by key details; summarize a text.</p>	<p>G5 M1 L1–5, L7, L12, L14, L26, L29–35 G5 M3 L1–3, L7–11, L14, L16 G5 M4 L1, L5–15, L17–23, L26–27, L31–36</p>

Strand	Sub-Strand	Standard	Aligned Components of <i>Wit & Wisdom</i>
		<p>RI.5.3 Explain the relationships or interactions between two or more individuals, events, ideas, or concepts in a historical, scientific, mathematical, or technical text based on specific information in the text.</p>	<p>G5 M1 L1–5, L7, L10, L14, L30–31 G5 M3 L2–4, L8 G5 M4 L1, L11–12, L14, L17–18, L20–23, L36</p>
	<p>Craft and Structure</p>	<p>RI.5.4 Determine the meaning of general academic and domain-specific words and phrases in a text relevant to a grade 5 topic or subject area.</p>	<p>G5 M1 L26 G5 M3 L1, L7, L9–11, L13, L31–32 G5 M4 L6, L10, L17, L23, L26, L32DD</p>
<p>RI.5.5 Describe how an author uses one or more structures (e.g., chronology, comparison, cause/effect, problem/solution) of events, to present information in a text.</p>		<p>G5 M4 L6–9, L11</p>	
<p>RI.5.6 Analyze multiple accounts of the same event or topic, noting important similarities and differences among the points of view they represent.</p>		<p>G5 M3 L8, L10–11, L13</p>	
	<p>Integration of Knowledge and Ideas</p>	<p>RI.5.7 Draw on information from multiple print or digital sources, demonstrating the ability to locate an answer to a question quickly or to solve a problem efficiently.</p>	<p>G5 M3 L11 G5 M4 L20–21, L23, L26–27, L31–35</p>
<p>RI.5.8 Explain how an author uses reasons and evidence to support particular points in a text, identifying which reasons and evidence support which point(s).</p>		<p>G5 M1 L30–31 G5 M3 L7–11, L13–14 G5 M4 L6, L8, L14</p>	

Strand	Sub-Strand	Standard	Aligned Components of <i>Wit & Wisdom</i>
		<p>RI.5.9 Integrate information from several texts on the same topic in order to write or speak knowledgeably about the subject.</p>	<p>G5 M1 L14 G5 M3 L4, L11 G5 M4 L21, L23–24, L26–36</p>
	<p>Range of Reading and Level of Text Complexity</p>	<p>RI.5.10 Independently and proficiently read and comprehend informational texts, including history/social studies, science, mathematical, and technical texts, exhibiting complexity appropriate for at least grade 5.</p>	<p>G5 M1–4 <i>Wit & Wisdom</i> considers this standard a Continuing Standard. Because it is fundamental to the learning design, it is addressed continually across all lessons and modules.</p>
<p>Reading Standards for Foundational Skills</p>	<p>Phonics and Word Recognition</p>	<p>RF.5.3 Know and apply grade-level phonics and word analysis skills in decoding words.</p>	
		<p>RF.5.3a Use combined knowledge of all letter-sound correspondences, syllabication patterns, and morphology (e.g., roots and affixes) to read accurately unfamiliar multisyllabic words in context and out of context.</p>	<p><i>Wit & Wisdom</i> does not address foundational skills.</p>
	<p>Fluency</p>	<p>RF.5.4 Read with sufficient accuracy and fluency to support comprehension.</p>	
		<p>RF.5.4a Read grade-level text with purpose and understanding.</p>	<p>G5 M1 L11</p>
		<p>RF.5.4b Read grade-level prose and poetry orally with accuracy, appropriate rate, and expression on successive readings.</p>	<p>G5 M1 L11, L27</p>

Strand	Sub-Strand	Standard	Aligned Components of <i>Wit & Wisdom</i>
		<p>RF.5.4c Use context to confirm or self-correct word recognition and understanding, rereading as necessary.</p>	<p><i>Wit & Wisdom</i> does not address foundational skills.</p>
<p>Writing Standards</p>	<p>Text Types and Purposes</p>	<p>W.5.1 Write opinion pieces on topics or texts, supporting a point of view with reasons and information.</p>	
		<p>W.5.1a Introduce a topic or text clearly, state an opinion, and create an organizational structure in which ideas are logically grouped in paragraphs and sections to support the writer's purpose.</p>	<p>G5 M3 L12, L15, L22–24, L27–28, L33, L37</p>
		<p>W.5.1b Provide logically ordered reasons that are supported by facts and details.</p>	<p>G5 M3 L12, L14–15, L22–24, L27–28, L36–37</p>
		<p>W.5.1c Link opinion and reasons using words, phrases, and clauses (e.g., <i>consequently</i>, <i>specifically</i>).</p>	<p>G5 M3 L15, L37</p>
		<p>W.5.1d Provide a concluding statement or section related to the opinion presented.</p>	<p>G5 M3 L15, L23, L27–28, L37</p>
		<p>W.5.2 Write informative/explanatory texts to examine a topic and convey ideas and information clearly.</p>	
		<p>W.5.2a Introduce a topic clearly, provide a general observation and focus, and group related information logically in paragraphs and sections; include text features (e.g., headings), illustrations, and multimedia when useful to aiding comprehension.</p>	<p>G5 M1 L6–8, L28, L34 G5 M2 L31, L33 G5 M4 L10, L13–14, L33–34</p>

Strand	Sub-Strand	Standard	Aligned Components of <i>Wit & Wisdom</i>
		<p>W.5.2b Develop the topic with facts, definitions, concrete details, quotations, or other information and examples related to the topic.</p>	<p>G5 M1 L5, L7, L13, L15, L21, L23, L27, L35 G5 M2 L33 G5 M4 L8, L10–11, L13–15, L33–34</p>
		<p>W.5.2c Link ideas within and across categories of information using words, phrases, and clauses (e.g., <i>in contrast, especially</i>).</p>	<p>G5 M1 L14, L14DD, L15, L15DD, L16DD, L23DD, L25DD, L27, L27DD, L28DD, L35DD G5 M4 L16, L17DD</p>
		<p>W.5.2d Use precise language and domain specific vocabulary to inform about or explain the topic.</p>	<p>G5 M1 L27</p>
		<p>W.5.2e Provide a concluding statement or section related to the information or explanation presented.</p>	<p>G5 M1 L28, L34 G5 M2 L33</p>
		<p>W.5.3 Write narratives in prose or poem form to develop experiences or events using effective literary techniques, descriptive details, and clear sequences.</p>	
		<p>W.5.3a Orient the reader by establishing a situation and introducing a speaker, narrator, and/or characters; organize an appropriate narrative sequence.</p>	<p>G5 M2 L14–15, L23, L26, L35</p>
		<p>W.5.3b Use narrative techniques such as dialogue, description, and pacing to develop experiences or events or show responses to situations.</p>	<p>G5 M2 L6–7, L9, L11, L13–15, L20, L22, L24–26, L35–36</p>

Strand	Sub-Strand	Standard	Aligned Components of <i>Wit & Wisdom</i>
		<p>W.5.3c Use a variety of transitional words, phrases, and clauses to manage sequence.</p>	<p><i>Wit & Wisdom</i> addresses this standard in Grade 4. G4 M2 L4, L10</p>
		<p>W.5.3d Use concrete words and phrases and sensory details to convey experiences or events precisely.</p>	<p>G5 M2 L7–8, L8DD, L9–10, L10DD, L11, L13, L15DD, L35</p>
		<p>W.5.3e Provide a sense of closure appropriate to the narrated experiences or events.</p>	<p>G5 M2 L35</p>
		<p>W.5.3f For prose narratives, draw on characteristics of traditional or modern genres (e.g., tall tales, myths, mysteries, fantasies, historical fiction) from diverse cultures as models for writing.</p>	<p><i>Wit & Wisdom</i> addresses this standard in Grade 6. G6 M2 L1–36</p>
		<p>W.5.3g For poems, draw on characteristics of traditional poetic forms (e.g., ballads, couplets) or modern free verse from diverse cultures as models for writing.</p>	<p><i>Wit & Wisdom</i> does not explicitly address drawing on traditional poetic forms or modern free verse from diverse cultures as models for writing.</p>
	<p>Production and Distribution of Writing</p>	<p>W.5.4 Produce clear and coherent writing in which the development and organization are appropriate to task, purpose, and audience.</p>	<p>G5 M1 L4, L8, L16, L27–28, L33–35 G5 M2 L15, L25, L34–36 G5 M3 L15, L22–25, L27–28, L32, L37 G5 M4 L13–15, L34–35</p>

Strand	Sub-Strand	Standard	Aligned Components of <i>Wit & Wisdom</i>
		<p>W.5.5 Develop and strengthen writing as needed by planning, revising, editing, rewriting, or trying a new approach.</p>	
		<p>W.5.5a Demonstrate command of standard English conventions (as described in Language Standards 1–3 up to and including grade 5).</p>	<p>G5 M1 L35 G5 M2 L25 G5 M3 L31 G5 M4 L34</p>
		<p>W.5.5b Demonstrate the ability to use general academic and domain specific vocabulary appropriately (as described in Language Standards 4–6 up to and including grade 5).</p>	<p>G5 M2 L8DD, L10DD G5 M3 L32</p>
		<p>W.5.6 Use technology, including current web-based communication platforms, to produce and publish writing as well as to interact and collaborate with others; demonstrate sufficient command of keyboarding skills to type a minimum of two pages in a single sitting.</p>	<p>Supplemental material is necessary to address using web-based communication platforms to interact and collaborate. The following lessons address using technology to produce and publish writing and to interact and collaborate with others. G5 M4 L34–35</p>
	<p>Research to Build and Present Knowledge</p>	<p>W.5.7 Conduct short research projects that use several sources to build knowledge through investigation of different aspects of a topic.</p>	<p>G5 M4 L9, L18, L20–21, L25–35</p>
		<p>W.5.8 Recall relevant information from experiences or gather relevant information from print and digital sources; summarize or paraphrase information in notes and finished work, and provide a list of sources.</p>	<p>G5 M1 L18–21, L25 G5 M4 L1, L5, L7, L10–11, L15–16, L19–21, L25–35</p>

Strand	Sub-Strand	Standard	Aligned Components of <i>Wit & Wisdom</i>
		<p>W.5.9 Draw evidence from literary or informational texts to support written analysis, reflection, and research, applying one or more grade 5 standards for Reading Literature or Reading Informational Text as needed.</p>	<p>G5 M1 L7–8, L23, L27, L34 G5 M3 L15 G5 M4 L14</p>
	<p>Range of Writing</p>	<p>W.5.10 Write routinely over extended time frames (time for research, reflection, and revision) and shorter time frames (a single sitting or a day or two) for a range of discipline specific tasks, purposes, and audiences.</p>	<p>G5 M2 L1–3, L5, L27–30 G5 M3 L1–3, L5–11, L13, L16–21, L25–26, L29, L33–35 G5 M4 L1–3, L9, L11–12, L15–18, L21, L23–24, L26–27, L32–33, L36</p>
<p>Speaking and Listening Standards</p>	<p>Comprehension and Collaboration</p>	<p>SL.5.1 Engage effectively in a range of collaborative discussions (one-on-one, in groups, and teacher-led) with diverse partners on grade 5 topics and texts, building on others’ ideas and expressing their own clearly.</p>	
		<p>SL.5.1a Come to discussions prepared, having read or studied required material; explicitly draw on that preparation and other information known about the topic to explore ideas under discussion.</p>	<p>G5 M1 L6, L12, L32 G5 M3 L11, L26 G5 M4 L36</p>
		<p>SL.5.1b Follow agreed-upon rules for discussions and carry out assigned roles.</p>	<p>G5 M1 L9–12, L32 G5 M2 L4</p>
		<p>SL.5.1c Pose and respond to specific questions by making comments that contribute to the discussion and elaborate on the remarks of others.</p>	<p>G5 M1 L10–12, L32 G5 M3 L6, L26, L29 G5 M4 L24</p>

Strand	Sub-Strand	Standard	Aligned Components of <i>Wit & Wisdom</i>
		<p>SL.5.1d Review the key ideas expressed and draw conclusions in light of information and knowledge gained from the discussions.</p>	G5 M3 L26
		<p>SL.5.2 Summarize a written text read aloud or information presented in diverse media and formats, including visually, quantitatively, and orally.</p>	<p>G5 M1 L1–3, L9, L11, L13, L15, L20, L24, L26</p> <p>G5 M2 L5–6, L10–11, L13</p> <p>G5 M3 L1–4, L7–8, L10–11, L15–17, L19, L21, L24–26, L29–30</p> <p>G5 M4 L1–2, L7, L10, L12–13, L17, L20–21, L24</p>
		<p>SL.5.3 Summarize the points a speaker makes and explain how each claim is supported by reasons and evidence.</p>	G5 M3 L9–12, L15, L26, L28–29
	Presentation of Knowledge and Skills	<p>SL.5.4 Report on a topic, text, procedure, or solution to a mathematical problem, or present an opinion, sequencing ideas logically and using appropriate facts and relevant, descriptive details to support main ideas or themes; speak clearly at an understandable pace and use appropriate vocabulary.</p>	<p>G5 M2 L32</p> <p>G5 M3 L4</p> <p>G5 M4 L13, L15–16, L24, L30, L35</p>
		<p>SL.5.5 Include multimedia components and visual displays in presentations when appropriate to enhance the development of main ideas or themes.</p>	<p>G5 M3 L17</p> <p>G5 M4 L26–30, L32–33, L35</p>

Strand	Sub-Strand	Standard	Aligned Components of <i>Wit & Wisdom</i>	
		<p>SL.5.6 Adapt speech to a variety of contexts and tasks, using formal English when appropriate to task and situation.</p>	<p>G5 M1 L1–32</p> <p>G5 M2 L1–16, L18–36</p> <p>G5 M3 L4, L19, L28–29, L37</p> <p>G5 M4 L24, L35–36</p>	
<p>Language Standards</p>	<p>Conventions of Standard English</p>	<p>L.5.1 Demonstrate command of the conventions of standard English grammar and usage when writing or speaking; retain and further develop language skills learned in previous grades.</p>		
		<p>Sentence Structure and Meaning</p>		
		<p>L.5.1a Use verb tense to convey various times, sequences, states, and conditions, choosing among verb tenses depending on the overall meaning of the sentence.</p>	<p>G5 M3 L3DD, L4DD, L5DD, L15, L27–28, L37, L37DD</p>	
		<p>L.5.1b Recognize and correct inappropriate shifts in verb tense.</p>	<p>G5 M3 L22DD, L23DD, L24DD, L27DD, L28, L28DD, L37, L37DD</p>	
		<p>L.5.1c Use active and passive verbs, choosing between them depending on the overall meaning of the sentence.</p>	<p><i>Wit & Wisdom</i> does not address using active and passive verbs in the upper elementary grades. <i>Wit & Wisdom</i> addresses this standard in Grade 8.</p>	
		<p>Word Usage</p>		
<p>L.5.1d Form and use perfect verb tenses.</p>	<p>G5 M3 L8DD, L9DD, L10DD, L12DD, L15, L27–28, L37, L37DD</p>			

Strand	Sub-Strand	Standard	Aligned Components of <i>Wit & Wisdom</i>
		<p>L.5.2 Demonstrate command of the conventions of standard English capitalization, punctuation, and spelling when writing.</p>	
		<p>L.5.2a Write legibly and fluently by hand, using either print or cursive handwriting; write their given and family name signature in cursive.</p>	<p><i>Wit & Wisdom</i> does not address handwriting skills.</p>
		<p>L.5.2b Use punctuation to separate items in a series.</p>	<p>G5 M4 L5DD, L6DD, L7DD, L34, L34DD, L35</p>
		<p>L.5.2c Use a comma to separate an introductory element from the rest of the sentence.</p>	<p>G5 M2 L19DD, L31DD, L32DD, L33DD, L36DD G5 M3 L27–28, L37</p>
		<p>L.5.2d Use a comma to set off the words <i>yes</i> and <i>no</i> (e.g., Yes, thank you), to set off a tag question from the rest of the sentence (e.g., It's true, isn't it?), and to indicate direct address (e.g., Is that you, Steve?).</p>	<p>G5 M2 L3DD, L4DD, L23DD, L24DD, L25, L25DD, L26DD, L36DD</p>
		<p>L.5.2e Use underlining, quotation marks, or italics to indicate titles of works.</p>	<p>G5 M1 L11DD, L12DD, L35DD</p>
		<p>L.5.2f Spell grade-appropriate words correctly, consulting references as needed.</p>	<p>G5 M1 L4, L16 G5 M4 L3DD, L4, L4DD, L34–35, L35DD</p>

Strand	Sub-Strand	Standard	Aligned Components of <i>Wit & Wisdom</i>
	Knowledge of Language	<p>L.5.3 Use knowledge of language and its conventions when writing, speaking, reading, or listening.</p> <p>L.5.3a Expand, combine, and reduce sentences for meaning, reader/listener interest, and style.</p> <p>L.5.3b Compare and contrast the varieties of English (e.g., dialects, registers) used in stories, dramas, or poems.</p>	<p>G5 M1 L6DD, L7DD, L8DD, L33DD, L34DD, L35DD</p> <p>G5 M2 L8DD, L10, L10DD, L11, L15DD, L31DD, L32DD, L33DD, L36DD</p> <p>G5 M4 L25DD, L26DD, L27DD, L28DD, L34DD</p> <p>G5 M3 L17DD, L18DD, L19DD, L20DD, L21</p>
	Vocabulary Acquisition and Use	<p>L.5.4 Determine or clarify the meaning of unknown and multiple-meaning words and phrases based on grade 5 reading and content, choosing flexibly from a range of strategies.</p> <p>L.5.4a Use context (e.g., cause/effect relationships and comparisons in text) as a clue to the meaning of a word or phrase.</p> <p>L.5.4b Use common, grade-appropriate Greek and Latin affixes and roots as clues to the meaning of a word (e.g., <i>photograph</i>, <i>photosynthesis</i>).</p>	<p>G5 M1 L9DD, L13DD, L20DD, L22DD, L24DD, L30</p> <p>G5 M2 L2DD, L6, L8, L10–12, L14, L17DD, L30DD</p> <p>G5 M3 L1–2, L7, L9–11, L13, L16DD, L21, L25, L30DD, L31DD, L32DD</p> <p>G5 M4 L2DD, L11, L17, L23DD</p> <p>G5 M1 L5DD, L9DD, L29DD, L30, L30DD</p> <p>G5 M2 L8–9, L9DD, L21DD, L28DD</p> <p>G5 M3 L1DD, L2DD, L5DD, L6DD, L7DD, L10, L11DD, L14DD, L16DD, L30DD</p> <p>G5 M4 L1, L1DD, L9, L10DD, L11DD, L20, L20DD, L22DD, L24DD, L32DD, L33DD</p>

Strand	Sub-Strand	Standard	Aligned Components of <i>Wit & Wisdom</i>
		<p>L.5.4c Consult reference materials (e.g., dictionaries, glossaries, thesauruses), both print and digital, to find the pronunciation and determine or clarify the precise meaning of key words and phrases.</p>	<p>G5 M1 L9DD, L19DD G5 M2 L6DD, L12, L14, L14DD, L16DD, L30DD G5 M3 L6DD, L14DD, L15DD, L16DD, L29DD, L31DD G5 M4 L1DD, L23DD</p>
		<p>L.5.4d Recognize and use appropriately abbreviations related to grade-level content or common in everyday life, including abbreviations derived from words or phrases in other languages (e.g., <i>lb.</i>, <i>oz.</i>, <i>etc.</i>).</p>	<p><i>Wit & Wisdom</i> does not explicitly address use of abbreviations related to grade-level content and everyday life.</p>
		<p>L.5.4e Recognize and use appropriately symbols related to grade-level content or common in everyday life, including symbols with multiple meanings (e.g., parentheses in mathematics and in writing, ° to measure angles and temperature).</p>	<p><i>Wit & Wisdom</i> does not explicitly address use of symbols related to grade-level content and everyday life.</p>
		<p>L.5.5 Demonstrate understanding of figurative language, word relationships, and nuances in word meanings.</p>	
		<p>L.5.5a Interpret figurative language, including similes and metaphors, in context.</p>	<p>G5 M1 L10DD, L18DD, L26, L29–30 G5 M2 L29 G5 M3 L8–9, L21, L21DD, L22, L26DD, L30–32, L35 G5 M4 L6, L12</p>
		<p>L.5.5b Recognize and explain the meaning of common idioms, adages, and proverbs.</p>	<p>G5 M2 L1, L7DD, L11, L12DD, L13–14, L14DD, L29DD G5 M3 L22, L26DD, L35 G5 M4 L17</p>

Strand	Sub-Strand	Standard	Aligned Components of <i>Wit & Wisdom</i>
		<p>L.5.5c Use the relationship between particular words (e.g., synonyms, antonyms, homographs) to better understand each of the words.</p>	<p>G5 M1 L1DD, L2DD, L21DD, L31DD</p> <p>G5 M2 L1, L1DD, L5DD, L6DD, L11–12, L13DD, L16DD, L27DD</p> <p>G5 M3 L11DD, L25DD, L29DD, L32DD</p> <p>G5 M4 L5, L11, L11DD, L12DD, L13DD, L14DD, L17DD, L23</p>
		<p>L.5.6 Acquire and use accurately grade appropriate general academic and domain-specific words and phrases, including those that signal contrast, addition, and other logical relationships (e.g., <i>however, although, nevertheless, similarly, moreover, in addition</i>).</p>	<p>G5 M1–4</p> <p><i>Wit & Wisdom</i> considers this standard a Continuing Standard. Because it is fundamental to the learning design, it is addressed continually across all lessons and modules.</p>