



WIT & WISDOM[®]

MORE MEANINGFUL ENGLISH

Massachusetts Curriculum
Framework for English
Language Arts and Literacy
Correlation to *Wit & Wisdom*

GRADE 7

November 2018

ABOUT *WIT & WISDOM*

Wit & Wisdom® is a Kindergarten through Grade 8 English language arts (ELA) curriculum created by Great Minds®, an organization that brings together teachers and experts who believe all students deserve access to rich, rigorous content. With *Wit & Wisdom*, every text a student explores is authentic and of the highest quality. Students use these texts at every turn—to learn, and eventually master, essential reading, writing, speaking, listening, grammar, and vocabulary skills. Instead of basals, students read books they love to build knowledge of important topics and to develop and refine literacy skills. All students read and discuss grade-level texts, and the curriculum includes suggestions for supporting this learning at key moments in the lessons.

Wit & Wisdom is composed of four modules per grade level. Each artfully explores a specific topic to develop depth of understanding and inspire curiosity. The core of each module is a selection of literary works, informational texts, and visual art. Modules are made up of approximately 30 lessons that are covered in six to eight weeks. All modules integrate reading, writing, speaking, listening, and language instruction.

HIGH RATINGS

The independent, nonprofit reviewer EdReports.org gives *Wit & Wisdom* top ratings for text quality, building knowledge, and usability.

Wit & Wisdom is the only ELA resource to receive a Tier 1 designation for all grades, Kindergarten through Grade 8, from the Louisiana Department of Education.

PROVEN RESULTS

Schools and districts nationwide are experiencing increased student engagement and growth with *Wit & Wisdom*. See their stories and data at greatminds.org/english.

ONGOING SUPPORT

To support and sustain successful implementation, *Wit & Wisdom*'s team offers customizable professional development—online or on-site.

Wit & Wisdom also includes support resources available only from Great Minds:





- Introducing *Wit & Wisdom***
 - Core text list
 - Implementation Guide
 - Module 0 (GK–2, G3–5, G6–8)
- Extending *Wit & Wisdom***
 - Parent Tip Sheets
 - Volume of Reading text list
 - *Wit & Wisdom* assessment resources (Standards Trackers and Question Sets)
 - The Art of *Wit & Wisdom* (lessons and vocabulary relating to the curriculum's rich artwork)

Massachusetts Curriculum Framework for English Language Arts and Literacy Correlation to *Wit & Wisdom*

GRADE 7 ENGLISH LANGUAGE ARTS

The majority of the Grade 7 Massachusetts Curriculum Framework for English Language Arts and Literacy are fully covered by Grade 7 of the *Wit & Wisdom* curriculum. The areas where the Grade 7 Massachusetts standards and Grade 7 of the *Wit & Wisdom* curriculum do not align will require supplemental materials and use of *Wit & Wisdom* content from other grade levels. A detailed analysis of alignment is provided in the table below. With strategic placement of supplemental materials, students can be successful in achieving the proficiencies of the Massachusetts standards while benefiting from the rich texts and knowledge building of *Wit & Wisdom*.

KEY

-  *Wit & Wisdom* fully addresses the Massachusetts standard.
-  *Wit & Wisdom* may not completely address the Massachusetts standard.
-  *Wit & Wisdom* does not address the Massachusetts standard.
-  *Wit & Wisdom* addresses the Massachusetts standard at a different grade level.

G = grade level

Examples:

M = module

G7 M1 L6 = Grade 7 Module 1 Lesson 6

L = lesson

G7 M1 L6DD = Grade 7 Module 1 Lesson 6 Deep Dive

DD = Deep Dive

Strand	Sub-Strand	Standard	Aligned Components of <i>Wit & Wisdom</i>
Reading Standards for Literature	Key Ideas and Details	<p>RL.7.1</p> <p>Cite several pieces of textual evidence to support analysis of what a text states explicitly as well as inferences drawn from the text, quoting or paraphrasing as appropriate.</p>	<p>G7 M1 L1, L3–11, L14–16, L18–33</p> <p>G7 M2 L2–7, L9–10, L13–20, L30, L33</p> <p>G7 M3 L1–5, L10–11, L15–24, L26–30, L34–35</p> <p>G7 M4 L1–10, L12–14, L16–17, L19–20, L23–29, L31, L38</p>
		<p>RL.7.2</p> <p>Determine a theme or central idea of a text and analyze its development over the course of the text; provide an objective summary of a text.</p>	<p>G7 M1 L4–5, L9–10, L15–16, L19, L21–29</p> <p>G7 M2 L3–6, L8–20, L30</p> <p>G7 M3 L3–5, L18–30</p> <p>G7 M4 L3–7, L13–17, L19, L23–26, L29, L38</p>
		<p>RL.7.3</p> <p>Analyze how particular elements of a story, poem, or drama interact (e.g., how setting shapes the characters or plot).</p>	<p>G7 M1 L6–7, L9–12, L14–18, L20–26, L28–30</p> <p>G7 M2 L3, L5–7, L9–10, L12–15, L17–20, L33–35</p> <p>G7 M3 L16, L18–20, L22, L28</p> <p>G7 M4 L2, L4–8, L13, L17, L19, L28</p>
	Craft and Structure	<p>RL.7.4</p> <p>Determine the meaning of words and phrases as they are used in a text, including figurative and connotative meanings; analyze the impact of specific word choices on meaning, tone, or mood, including the impact of repeated use of particular images.</p>	<p>G7 M1 L1, L1DD, L11–12, L12DD, L18, L27DD, L29</p> <p>G7 M2 L4DD, L5, L9–10, L14DD, L17DD</p> <p>G7 M3 L1–2, L4, L4DD, L5–6, L6DD, L7, L10, L16, L23–24</p> <p>G7 M4 L6, L12DD, L13, L13DD, L14DD, L23, L28DD</p>
		<p>RL.7.5</p> <p>Analyze how aspects of a literary work’s structure contribute to its meaning or style (e.g., the effect of repetition in an epic, flashback in a novel, soliloquy in a drama).</p>	<p>G7 M1 L9, L11</p> <p>G7 M2 L17</p> <p>G7 M3 L2–4, L28</p> <p>G7 M4 L9</p>

Strand	Sub-Strand	Standard	Aligned Components of <i>Wit & Wisdom</i>
		<p>RL.7.6 Analyze how an author develops and contrasts the points of view of different characters or narrators in a text.</p>	<p>G7 M1 L6, L11, L16, L27 G7 M3 L17–22, L24, L28 G7 M4 L13, L28</p>
	<p>Integration of Knowledge and Ideas</p>	<p>RL.7.7 Compare and contrast a written story, drama, or poem to its audio, filmed, staged, or multimedia version.</p>	<p>G7 M3 L2–4</p>
		<p>RL.7.9 Compare and contrast a fictional portrayal of a time, place, or character and a historical account of the same period as a means of understanding how authors of fiction use or alter history.</p>	<p>G7 M1 L5, L25 G7 M2 L4, L18 G7 M4 L3–4, L9, L12–14, L16, L23, L26</p>
		<p>RL.7.10 Independently and proficiently read and comprehend literary texts representing a variety of genres, cultures, and perspectives and exhibiting complexity appropriate for at least grade 7.</p>	<p>G7 M1–4 <i>Wit & Wisdom</i> considers this standard a Continuing Standard. Because it is fundamental to the learning design, it is addressed continually across all lessons and modules.</p>
<p>Reading Standards for Informational Text</p>	<p>Key Ideas and Details</p>	<p>RI.7.1 Cite several pieces of textual evidence to support analysis of what a text states explicitly as well as inferences drawn from the text, quoting or paraphrasing as appropriate.</p>	<p>G7 M1 L2, L10, L20 G7 M2 L1, L4, L18, L22–26, L28–33 G7 M3 L7–14, L25–26, L31–32, L34–35 G7 M4 L3–5, L9, L12, L14, L16–18, L20–24, L26–28, L30–38</p>

Strand	Sub-Strand	Standard	Aligned Components of <i>Wit & Wisdom</i>
		<p>RI.7.2 Determine a text’s central idea(s) and analyze its/their development over the course of the text; provide an objective summary of a text.</p>	<p>G7 M1 L2 G7 M2 L8, L18, L23–26, L28–31 G7 M3 L7–8, L10, L13–14, L25–26, L31 G7 M4 L3, L14–18, L30, L32, L38</p>
		<p>RI.7.3 Analyze the interactions between individuals, events, and ideas in a text (e.g., how ideas influence individuals or events, or how individuals influence ideas or events).</p>	<p>G7 M2 L4, L24–26, L28–30, L33–35 G7 M4 L4, L17, L21–23, L26–28, L30–31, L33–37</p>
	<p>Craft and Structure</p>	<p>RI.7.4 Determine the meaning of words and phrases as they are used in a text, including figurative, connotative, and technical meanings; analyze the impact of a specific word choice on meaning and tone.</p>	<p>G7 M1 L2, L13DD G7 M2 L4DD, L10DD, L14DD, L22DD, L24, L28, L29DD G7 M3 L8–10, L13, L31–32 G7 M4 L3, L3DD, L9, L12DD, L14–16, L16DD, L18, L23DD, L24DD, L30DD</p>
<p>RI.7.5 Analyze the structure an author uses to organize a text, including how the major sections and text features (e.g., headings) contribute to the whole and to the development of the ideas.</p>		<p>G7 M2 L1, L4, L8, L23–24 G7 M4 L3, L9, L14–16, L18, L30</p>	
<p>RI.7.6 Determine an author’s point of view or purpose in a text and analyze how the author distinguishes his or her position from that of others.</p>		<p>G7 M2 L18 G7 M3 L9, L31 G7 M4 L3–4, L9, L16–18, L26</p>	

Strand	Sub-Strand	Standard	Aligned Components of <i>Wit & Wisdom</i>
	Integration of Knowledge and Ideas	RI.7.7 Compare and contrast a written text to an audio, video, or multimedia version, analyzing each medium’s portrayal of the subject (e.g., how the delivery of a speech affects the impact of the words).	G7 M3 L7–10
		RI.7.8 Trace and evaluate the argument and specific claims in a text, assessing whether the reasoning is sound and the evidence is relevant and sufficient to support the claims.	G7 M3 L7–8, L12–14, L16–17, L19, L21, L23, L31–32
		RI.7.9 Analyze how two or more authors writing about the same topic shape their presentations of key information by emphasizing different evidence or advancing different interpretations of facts.	G7 M3 L31 G7 M4 L8, L17, L24, L26
	Range of Reading and Level of Text Complexity	RI.7.10 Independently and proficiently read and comprehend literary nonfiction representing a variety of genres, cultures, and perspectives and exhibiting complexity appropriate for at least grade 7.	G7 M1–4 <i>Wit & Wisdom</i> considers this standard a Continuing Standard. Because it is fundamental to the learning design, it is addressed continually across all lessons and modules.
Writing Standards	Text Types and Purposes	W.7.1 Write arguments (e.g., essays, letters to the editor, advocacy speeches) to support claims with clear reasons and relevant evidence.	
		W.7.1a Introduce claim(s), acknowledge alternate or opposing claims, and organize the reasons and evidence logically in paragraphs and sections.	G7 M3 L3–4, L6, L11–12, L15, L17, L21, L23, L26, L28, L30–34

Strand	Sub-Strand	Standard	Aligned Components of <i>Wit & Wisdom</i>
		<p>W.7.1b Support claim(s) with logical reasoning and relevant evidence, using accurate, credible sources and demonstrating an understanding of the topic or text.</p>	G7 M3 L8, L11–12, L15, L17, L21, L30, L33–34
		<p>W.7.1c Use words, phrases, and clauses to create cohesion and clarify the relationships among claim(s), reasons, and evidence.</p>	G7 M3 L16–17, L21, L30, L33
		<p>W.7.1d Establish and maintain a style appropriate to audience and purpose (e.g., formal for academic writing).</p>	G7 M3 L33
		<p>W.7.1e Provide a concluding statement or section that follows from and supports the argument presented.</p>	G7 M3 L28, L33
		<p>W.7.2 Write informative/explanatory texts (e.g., essays, oral reports, biographical feature articles) to examine a topic and convey ideas, concepts, and information through the selection, organization, and analysis of relevant content.</p>	
		<p>W.7.2a Introduce a topic clearly, previewing what is to follow; organize ideas, concepts, and information in paragraphs and sections, using strategies such as definition, classification, comparison/contrast, and cause/effect; include text features (e.g., headings), graphics (e.g., charts, tables), and multimedia when useful to aiding comprehension.</p>	<p>G7 M2 L4–5, L8, L15, L23–24, L31, L33</p> <p>G7 M4 L28, L30, L33, L35</p>

Strand	Sub-Strand	Standard	Aligned Components of <i>Wit & Wisdom</i>
		<p>W.7.2b Develop the topic with relevant facts, definitions, concrete details, quotations, or other information and examples.</p>	<p>G7 M2 L4, L6, L15–16, L33 G7 M4 L33, L35</p>
		<p>W.7.2c Use appropriate transitions to create cohesion and clarify the relationships among ideas and concepts.</p>	<p>G7 M2 L18DD, L20, L24DD, L26DD G7 M4 L33</p>
		<p>W.7.2d Use precise language and domain-specific vocabulary to inform about or explain the topic.</p>	<p>G7 M2 L5DD, L6DD, L15DD, L20, L23DD, L35DD G7 M3 L9DD, L10DD G7 M4 L33, L37DD</p>
		<p>W.7.2e Establish and maintain a style appropriate to audience and purpose (e.g., formal for academic writing).</p>	<p>G7 M2 L20, L23DD, L28, L28DD, L29 G7 M4 L33</p>
		<p>W.7.2f Provide a concluding statement or section that follows from and supports the information or explanation presented.</p>	<p>G7 M2 L4, L32 G7 M4 L28, L33</p>
		<p>W.7.3 Write narratives to develop experiences or events using effective literary techniques, relevant descriptive details, and well-structured sequences.</p>	
		<p>W.7.3a Engage and orient the reader by establishing a context and point of view and introducing a narrator and/or characters; organize an appropriate narrative sequence.</p>	<p>G7 M1 L6–7, L29–30</p>

Strand	Sub-Strand	Standard	Aligned Components of <i>Wit & Wisdom</i>
		<p>W.7.3b Use narrative techniques, such as dialogue, pacing, and description, to develop experiences, events, and/or characters.</p>	G7 M1 L6–7, L12, L17, L21, L25, L27–30
		<p>W.7.3c Use a variety of transition words, phrases, and clauses to convey sequence and signal shifts from one time frame or setting to another.</p>	G7 M2 L11DD, L12DD
		<p>W.7.3d Use precise words and phrases, relevant descriptive details, and figurative and sensory language to establish a mood that evokes an emotion, to capture action, and to convey experiences or events.</p>	G7 M1 L3DD, L4DD, L6–7, L15DD, L17, L25, L27–30, L34DD G7 M3 L1
		<p>W.7.3e Provide a conclusion that follows from and reflects on the narrated experiences or events.</p>	G7 M1 L29–30
	Production and Distribution of Writing	<p>W.7.4 Produce clear and coherent writing in which the development, organization, and style are appropriate to task, purpose, and audience.</p>	G7 M2 L10, L16, L20, L23, L29, L31, L34–35 G7 M3 L21–22, L30, L33, L35–36, L36DD G7 M4 L24, L32, L35–37
		<p>W.7.5 Develop and strengthen writing as needed by planning, revising, editing, rewriting, or trying a new approach, focusing on how well purpose and audience have been addressed.</p>	
		<p>W.7.5a Demonstrate command of standard English conventions (as described in Language Standards 1–3 up to and including grade 7).</p>	G7 M2 L21, L35, L35DD, L37

Strand	Sub-Strand	Standard	Aligned Components of <i>Wit & Wisdom</i>
		<p>W.7.5b Demonstrate the ability to select accurate vocabulary appropriate for audience and purpose (as described in Language Standards 4–6 up to and including grade 7).</p>	<p>G7 M1 L34, L34DD G7 M2 L35, L35DD G7 M3 L30, L33, L36 G7 M4 L33, L37</p>
		<p>W.7.6 Use technology, including current web-based communication platforms, to produce and publish writing and link to and cite sources as well as to interact and collaborate with others.</p>	<p>G7 M3 L33</p>
	<p>Research to Build and Present Knowledge</p>	<p>W.7.7 Conduct short as well as more sustained research projects to answer a question, drawing on several sources and generating additional related, focused questions for further research and investigation.</p>	<p>G7 M2 L2, L16 G7 M4 L1–2, L4–5, L8–9, L11–12, L26–27, L34</p>
		<p>W.7.8 When conducting research, gather relevant information from multiple print and digital sources, using search terms effectively; assess the credibility and accuracy of each source; and quote or paraphrase the data and conclusions of others while avoiding plagiarism and following a standard format for citation.</p>	<p>G7 M2 L2, L16 G7 M4 L1–2, L5, L8–11, L16–18, L23, L25DD, L26, L26DD, L27, L27DD, L33–36</p>
		<p>W.7.9 Draw evidence from literary or informational texts to support written analysis, interpretation, reflection, and research, applying one or more grade 7 Standards for Reading Literature or Reading Informational Text as needed.</p>	<p>G7 M2 L20, L33–34 G7 M3 L10–11, L28, L30</p>

Strand	Sub-Strand	Standard	Aligned Components of <i>Wit & Wisdom</i>
	Range of Writing	<p>W.7.10 Write routinely over extended time frames (time for research, reflection, and revision) and shorter time frames (a single sitting or a day or two) for a range of discipline-specific tasks, purposes, and audiences.</p>	<p>G7 M2 L1–19, L22–25, L27–30</p> <p>G7 M3 L1–9, L11–13, L19–20, L24–25, L28, L32–33, L37</p> <p>G7 M4 L2–4, L6–14, L18, L23, L25–26, L29, L31, L38</p>
Speaking and Listening Standards	Comprehension and Collaboration	<p>SL.7.1 Engage effectively in a range of collaborative discussions (one-on-one, in groups, and teacher-led) with diverse partners on grade 7 topics, texts, and issues, building on others’ ideas and clearly expressing their own.</p>	
		<p>SL.7.1a Come to discussions prepared, having read or researched material under study; explicitly draw on that preparation by referring to evidence on the topic, text, or issue to probe and reflect on ideas under discussion.</p>	<p>G7 M1 L7, L18, L24</p> <p>G7 M2 L7, L19, L30</p> <p>G7 M3 L11, L29, L37</p> <p>G7 M4 L27, L31, L38</p>
		<p>SL.7.1b Follow rules for collegial discussions, track progress toward specific goals and deadlines, and define individual roles as needed.</p>	<p>G7 M1 L2, L5, L7, L18, L24, L30</p> <p>G7 M2 L7, L19, L30</p> <p>G7 M3 L11, L29, L37</p> <p>G7 M4 L27, L31, L38</p>
		<p>SL.7.1c Pose questions that elicit elaboration and respond to others’ questions and comments with relevant observations and ideas that bring the discussion back on topic as needed.</p>	<p>G7 M1 L7, L18, L24</p> <p>G7 M2 L7, L19, L30</p> <p>G7 M3 L10–11, L17, L19, L29, L37</p> <p>G7 M4 L27, L31, L38</p>

Strand	Sub-Strand	Standard	Aligned Components of <i>Wit & Wisdom</i>
		<p>SL.7.1d Acknowledge new information expressed by others and, when warranted, modify their own views.</p>	<p>G7 M1 L7 G7 M2 L30 G7 M3 L29, L37 G7 M4 L31</p>
		<p>SL.7.2 Analyze the main ideas and supporting details presented in diverse media and formats (e.g., visually, quantitatively, orally) and explain how the ideas clarify a topic, text, or issue under study.</p>	<p>G7 M1 L1–2, L8–10, L13–16, L20, L24 G7 M2 L1–6, L8–10, L17–18, L20–21, L23–24, L26–29 G7 M3 L1–10, L12–15, L25–26 G7 M4 L1–5, L9–10, L13–17, L19, L21–22, L24</p>
		<p>SL.7.3 Delineate a speaker’s argument and specific claims, evaluating the soundness of the reasoning and the relevance and sufficiency of the evidence.</p>	<p>G7 M3 L8, L19, L21–23, L35</p>
		<p>SL.7.4 Present claims and findings, emphasizing salient points in a focused, coherent manner with pertinent descriptions, facts, details, and examples; use appropriate vocabulary, eye contact, volume, and pronunciation.</p>	<p>G7 M2 L12, L15 G7 M4 L14, L17, L20–22</p>
		<p>SL.7.5 Include multimedia components and visual displays in presentations to clarify claims and findings and emphasize salient points.</p>	<p>G7 M4 L15, L20–22</p>

Strand	Sub-Strand	Standard	Aligned Components of <i>Wit & Wisdom</i>
		<p>SL.7.6 Adapt speech to a variety of contexts and tasks, demonstrating command of formal English when indicated or appropriate.</p>	<p>G7 M1 L1–12, L14–16, L18–35</p> <p>G7 M2 L1–35</p> <p>G7 M3 L11, L29, L37</p> <p>G7 M4 L18DD, L19DD, L20DD, L21–22, L27, L31, L38</p>
<p>Language Standards</p>	<p>Conventions of Standard English</p>	<p>L.7.1 Demonstrate command of the conventions of standard English grammar and usage when writing or speaking; retain and further develop language skills learned in previous grades.</p>	
		<p>Sentence Structure, Variety, and Meaning</p>	
		<p>L.7.1a Use phrases and clauses to communicate ideas precisely, with attention to skillful use of verb tenses to add clarity.</p>	<p>Supplemental material is necessary to address the skillful use of verb tenses to add clarity to phrases and clauses. The following lessons address using phrases and clauses to communicate ideas precisely.</p> <p>G7 M1 L32DD, L34DD</p> <p>G7 M2 L16DD, L20, L21DD, L30DD</p> <p>G7 M3 L15DD, L21, L21DD</p>
<p>L.7.1b Recognize and correct vague pronouns (those that have unclear or ambiguous antecedents).</p>	<p><i>Wit & Wisdom</i> addresses this standard in Grade 6.</p> <p>G6 M2 L27</p> <p>G6 M3 L5DD</p> <p>G6 M4 L6DD, L8DD, L11DD, L12, L12DD, L22, L27, L27DD, L29DD</p>		

Strand	Sub-Strand	Standard	Aligned Components of <i>Wit & Wisdom</i>
		<p>L.7.1c Recognize and correct inappropriate shifts in pronoun number and person in sentences with multiple clauses and phrases.</p>	<p><i>Wit & Wisdom</i> addresses this standard in Grade 6. Supplemental material may be necessary to address applying this skill in sentences with multiple phrases and clauses.</p> <p>G6 M3 L4DD, L5DD, L8, L8DD, L9DD, L10DD, L15, L15DD, L19, L31, L35DD, L36–37, L37DD, L38</p> <p>G6 M4 L12, L22, L29</p>
		<p>L.7.1d Recognize that changing the placement of a phrase or clause can add variety, emphasize particular relationships among ideas, or alter the meaning of a sentence or paragraph.</p>	<p>G7 M2 L11DD, L12DD, L16DD</p>
		<p>L.7.2 Demonstrate command of the conventions of standard English capitalization, punctuation, and spelling when writing.</p>	
		<p>L.7.2a Use a comma to separate coordinate adjectives (e.g., a fascinating, enjoyable movie).</p>	<p>G7 M1 L23DD, L26DD, L28DD, L34DD</p> <p>G7 M2 L26DD</p> <p>G7 M4 L2DD, L5DD, L6DD, L9DD, L33, L35–37, L37DD</p>
		<p>L.7.2b Spell correctly, recognizing that some words have commonly accepted variations (e.g., <i>donut/doughnut</i>).</p>	<p>Supplemental material is necessary to address recognizing commonly accepted variations in spelling. The following lessons address spelling correctly.</p> <p>G7 M2 L20</p> <p>G7 M4 L37DD</p>

Strand	Sub-Strand	Standard	Aligned Components of <i>Wit & Wisdom</i>
	Knowledge of Language	L.7.3 Use knowledge of language and its conventions when writing, speaking, reading, or listening.	
		L.7.3a Maintain appropriate consistency in style and tone while varying sentence patterns for meaning and audience interest.	<i>Wit & Wisdom</i> addresses this standard in Grade 6. G6 M1 L20DD, L21DD, L23DD, L24DD, L34 G6 M2 L34, L34DD G6 M3 L8, L28DD, L31, L31DD, L36DD, L37DD G6 M4 L19DD, L20DD, L22, L22DD, L27, L27DD, L29, L29DD
		L.7.3b Recognize variations from standard or formal English in writing and speaking, determine their appropriateness for the intended purpose and audience, and make changes as necessary.	G7 M2 L19–20, L23DD, L28, L28DD, L29 G7 M3 L21, L30, L33, L36DD, L37 G7 M4 L18–20, L33
	Vocabulary Acquisition and Use	L.7.4 Determine or clarify the meaning of unknown and multiple-meaning words and phrases based on grade 7 reading and content, choosing flexibly from a range of strategies.	
		L.7.4a Use context (e.g., the overall meaning of a sentence or paragraph; a word’s position or function in a sentence) as a clue to the meaning of a word or phrase.	G7 M1 L2, L5, L5DD, L6DD, L10DD, L13DD, L16DD, L17DD, L20, L27DD, L28, L29DD, L31DD G7 M2 L2DD, L3DD, L4DD, L7DD, L13DD, L17DD, L19DD, L22DD, L24, L27DD, L28, L29DD, L31DD G7 M3 L2DD, L3–5, L5DD, L11DD, L15, L18, L19DD, L20DD, L32, L34DD G7 M4 L3, L3DD, L9, L16DD, L17DD, L18, L21DD, L23DD, L24DD, L26, L28DD, L30DD, L33DD

Strand	Sub-Strand	Standard	Aligned Components of <i>Wit & Wisdom</i>
		<p>L.7.4b Use common, grade-appropriate Greek or Latin affixes and roots as clues to the meaning of a word (e.g., <i>belligerent</i>, <i>bellicose</i>, <i>rebel</i>).</p>	<p>G7 M1 L2DD, L6DD, L8DD, L10DD, L13DD, L16DD, L20DD, L29DD</p> <p>G7 M2 L1, L2DD, L3DD, L8DD, L13DD, L22DD, L25DD, L27DD</p> <p>G7 M3 L1DD, L2DD, L5DD, L20, L20DD, L26, L29DD, L32DD, L34DD</p> <p>G7 M4 L3, L3DD, L6, L7DD, L8DD, L9, L10DD, L15DD, L17DD, L21DD, L24DD, L30DD, L33DD</p>
		<p>L.7.4c Consult general and specialized reference materials (e.g., dictionaries, glossaries, thesauruses), both print and digital, to find the pronunciation of a word or determine or clarify its precise meaning or its part of speech.</p>	<p>G7 M1 L5DD, L8DD, L16DD, L24DD</p> <p>G7 M2 L4DD, L7DD, L17DD, L22DD, L27DD</p> <p>G7 M3 L11DD, L32DD</p> <p>G7 M4 L3, L3DD, L4DD, L8DD, L10DD, L15DD, L16DD, L17DD, L18, L30DD</p>
		<p>L.7.4d Verify the preliminary determination of the meaning of a word or phrase (e.g., by checking the inferred meaning in context or in a dictionary).</p>	<p>G7 M1 L5DD, L8DD, L16DD, L24DD, L27DD</p> <p>G7 M2 L4DD, L7DD, L17DD, L24, L27DD, L28</p> <p>G7 M3 L4, L11DD, L15, L32DD, L34DD</p> <p>G7 M4 L8DD, L9, L10DD, L15DD, L16DD, L17DD, L18, L26, L30DD</p>
		<p>L.7.5 Demonstrate understanding of figurative language, word relationships, and nuances in word meanings.</p>	
		<p>L.7.5a Interpret figures of speech (e.g., literary, biblical, mythological allusions) in context.</p>	<p>G7 M1 L1DD, L12DD, L14DD, L21DD</p> <p>G7 M2 L3</p> <p>G7 M3 L1–6, L6DD, L9, L22DD</p> <p>G7 M4 L7, L12DD, L14DD</p>

Strand	Sub-Strand	Standard	Aligned Components of <i>Wit & Wisdom</i>
		<p>L.7.5b Use the relationship between particular words (e.g., synonym/antonym, analogy) to better understand each of the words.</p>	<p>G7 M1 L5DD, L20DD, L24DD, L27DD</p> <p>G7 M2 L1DD, L4DD, L7DD, L9DD, L17DD, L25DD, L29DD</p> <p>G7 M3 L11DD, L12DD, L13DD, L19DD</p> <p>G7 M4 L3, L3DD, L4DD, L10DD</p>
		<p>L.7.5c Distinguish among the connotations (associations) of words with similar denotations (definitions) (e.g., <i>refined, respectful, polite, diplomatic, condescending</i>).</p>	<p>G7 M1 L5DD, L27DD</p> <p>G7 M2 L4DD, L17DD</p> <p>G7 M3 L5, L8, L18DD, L25DD</p> <p>G7 M4 L1DD, L6, L13DD, L16DD, L28DD, L29DD</p>
		<p>L.7.6 Acquire and use accurately grade-appropriate general academic and domain-specific words and phrases; independently research words and gather vocabulary knowledge.</p>	<p>G7 M1–4</p> <p><i>Wit & Wisdom</i> considers this standard a Continuing Standard. Because it is fundamental to the learning design, it is addressed continually across all lessons and modules.</p>