



WIT & WISDOM[®]

MORE MEANINGFUL ENGLISH

Massachusetts Curriculum
Framework for English
Language Arts and Literacy
Correlation to *Wit & Wisdom*

GRADE 8

November 2018

ABOUT *WIT & WISDOM*

Wit & Wisdom[®] is a Kindergarten through Grade 8 English language arts (ELA) curriculum created by Great Minds[®], an organization that brings together teachers and experts who believe all students deserve access to rich, rigorous content. With *Wit & Wisdom*, every text a student explores is authentic and of the highest quality. Students use these texts at every turn—to learn, and eventually master, essential reading, writing, speaking, listening, grammar, and vocabulary skills. Instead of basals, students read books they love to build knowledge of important topics and to develop and refine literacy skills. All students read and discuss grade-level texts, and the curriculum includes suggestions for supporting this learning at key moments in the lessons.

Wit & Wisdom is composed of four modules per grade level. Each artfully explores a specific topic to develop depth of understanding and inspire curiosity. The core of each module is a selection of literary works, informational texts, and visual art. Modules are made up of approximately 30 lessons that are covered in six to eight weeks. All modules integrate reading, writing, speaking, listening, and language instruction.

HIGH RATINGS

The independent, nonprofit reviewer EdReports.org gives *Wit & Wisdom* top ratings for text quality, building knowledge, and usability. *Wit & Wisdom* is the only ELA resource to receive a Tier 1 designation for all grades, Kindergarten through Grade 8, from the Louisiana Department of Education.

PROVEN RESULTS

Schools and districts nationwide are experiencing increased student engagement and growth with *Wit & Wisdom*. See their stories and data at greatminds.org/english.

ONGOING SUPPORT

To support and sustain successful implementation, *Wit & Wisdom*'s team offers customizable professional development—online or on-site. *Wit & Wisdom* also includes support resources available only from Great Minds:

- Introducing *Wit & Wisdom***
 - Core text list
 - Implementation Guide
 - Module o (GK–2, G3–5, G6–8)





- Extending *Wit & Wisdom***
 - Parent Tip Sheets
 - Volume of Reading text list
 - *Wit & Wisdom* assessment resources (Standards Trackers and Question Sets)
 - The Art of *Wit & Wisdom* (lessons and vocabulary relating to the curriculum's rich artwork)

Massachusetts Curriculum Framework for English Language Arts and Literacy Correlation to *Wit & Wisdom*

GRADE 8 ENGLISH LANGUAGE ARTS

The majority of the Grade 8 Massachusetts Curriculum Framework for English Language Arts and Literacy are fully covered by Grade 8 of the *Wit & Wisdom* curriculum. The areas where the Grade 8 Massachusetts standards and Grade 8 of the *Wit & Wisdom* curriculum do not align will require supplemental materials and use of *Wit & Wisdom* content from other grade levels. A detailed analysis of alignment is provided in the table below. With strategic placement of supplemental materials, students can be successful in achieving the proficiencies of the Massachusetts standards while benefiting from the rich texts and knowledge building of *Wit & Wisdom*.

KEY

-  *Wit & Wisdom* fully addresses the Massachusetts standard.
-  *Wit & Wisdom* may not completely address the Massachusetts standard.
-  *Wit & Wisdom* does not address the Massachusetts standard.
-  *Wit & Wisdom* addresses the Massachusetts standard at a different grade level.

G = grade level

Examples:

M = module

G8 M1 L6 = Grade 8 Module 1 Lesson 6

L = lesson

G8 M1 L6DD = Grade 8 Module 1 Lesson 6 Deep Dive

DD = Deep Dive

Strand	Sub-Strand	Standard	Aligned Components of <i>Wit & Wisdom</i>
Reading Standards for Literature	Key Ideas and Details	<p>RL.8.1 Cite the textual evidence that most strongly supports analysis of what a text states explicitly as well as inferences drawn from the text, quoting or paraphrasing as appropriate.</p>	<p>G8 M1 L1–3, L5–8, L10–11, L14–15, L18–19, L21, L29 G8 M2 L6–11, L13–20, L22–24, L26–28, L30, L33, L36 G8 M3 L1–11, L17–27, L29–33, L34, L36</p>
		<p>RL.8.2 Determine a theme or central idea of a text and analyze its development over the course of the text, including its relationship to the characters, setting, and plot; provide an objective summary of a text.</p>	<p>G8 M1 L1–8, L10, L12–13, L13DD, L14–19, L21–22, L29, L29DD, L30 G8 M2 L8–10, L13–30, L33–36 G8 M3 L2–11, L17, L20–27, L29–34, L36</p>
		<p>RL.8.3 Analyze how particular lines of dialogue or incidents in a story, poem, or drama propel the action, reveal aspects of a character, or provoke a decision.</p>	<p>G8 M1 L2, L5–7, L13–14, L16, L29 G8 M2 L6–11, L13–17, L20, L22–23, L25, L27–30, L36 G8 M3 L2–7, L9, L20–24, L33</p>
	Craft and Structure	<p>RL.8.4 Determine the meaning of words and phrases as they are used in a text, including figurative and connotative meanings; analyze the impact of specific word choices on meaning, tone, or mood, including the impact of allusion and irony.</p>	<p>G8 M1 L2–4, L4DD, L10–11, L11DD, L14–16, L24DD, L29, L32DD, L33DD G8 M2 L6DD, L7DD, L8, L8DD, L10, L10DD, L11, L11DD, L13–15, L17–20, L22, L22DD, L23, L25, L29–30 G8 M3 L1–2, L2DD, L3–4, L4DD, L6, L6DD, L8–9, L9DD, L10, L10DD, L18DD, L19–20, L20DD, L21, L21DD, L22–23, L24DD, L28–29, L30DD</p>
		<p>RL.8.5 Compare and contrast the structures of two or more texts, analyzing how structure contributes to meaning and style in each text.</p>	<p>G8 M1 L3, L5, L8–12, L14–17, L20–22, L30–32 G8 M2 L19, L26</p>

Strand	Sub-Strand	Standard	Aligned Components of <i>Wit & Wisdom</i>
		<p>RL.8.6 Analyze how differences in point of view between characters and audience (e.g., created through the use of dramatic irony) create such effects as suspense or humor.</p>	G8 M3 L18–22, L24, L29
	<p>Integration of Knowledge and Ideas</p>	<p>RL.8.7 Analyze the extent to which an audio, filmed, or staged production of a story, drama, or poem stays faithful to or departs from the original text or script, evaluating the choices made by the director or performer(s).</p>	G8 M2 L21–22, L25–26, L34 G8 M3 L18
		<p>RL.8.9 Analyze how a modern work of fiction draws on themes, patterns of events, or character types from myths, traditional stories, or religious works such as the Bible, including describing how the material is rendered new.</p>	G8 M3 L24–27
	<p>Range of Reading and Level of Text Complexity</p>	<p>RL.8.10 Independently and proficiently read and comprehend literary texts representing a variety of genres, cultures, and perspectives and exhibiting complexity appropriate for at least grade 8.</p>	G8 M1–4 <i>Wit & Wisdom</i> considers this standard a Continuing Standard. Because it is fundamental to the learning design, it is addressed continually across all lessons and modules.
<p>Reading Standards for Informational Text</p>	<p>Key Ideas and Details</p>	<p>RI.8.1 Cite the textual evidence that most strongly supports an analysis of what a text states explicitly as well as inferences drawn from the text, quoting or paraphrasing as appropriate.</p>	G8 M1 L11–12, L23–28, L30 G8 M2 L1–5, L12, L14, L31–33 G8 M3 L12–17 G8 M4 L1–21, L23–24

Strand	Sub-Strand	Standard	Aligned Components of <i>Wit & Wisdom</i>
		<p>RI.8.2 Determine a text’s central idea(s) and analyze its/their development over the course of the text, including relationships to supporting ideas; provide an objective summary of a text.</p>	<p>G8 M1 L11–12, L23–30, L32 G8 M2 L1–5, L12, L14, L31–32, L34 G8 M3 L13, L15–17 G8 M4 L3–7, L10, L12–24</p>
		<p>RI.8.3 Analyze how a text makes connections among and distinctions between individuals, ideas, or events (e.g., through comparisons, analogies, or categories).</p>	<p>G8 M1 L12, L23–25 G8 M2 L1–2, L4, L12, L31–33 G8 M3 L13–14 G8 M4 L3–7, L10–15, L17, L20–21, L23</p>
	<p>Craft and Structure</p>	<p>RI.8.4 Determine the meaning of words and phrases as they are used in a text, including figurative, connotative, and technical meanings; analyze the impact of specific word choices on meaning and tone, including analogies or allusions to other texts.</p>	<p>G8 M1 L11–12, L12DD, L13DD, L23, L23DD, L24–25, L27DD, L32DD, L33DD G8 M2 L1, L2DD, L3–4, L4DD, L12, L12DD, L31–32 G8 M3 L12–14, L14DD, L15DD G8 M4 L1–3, L3DD, L4–7, L10, L10DD, L11–14, L15DD, L17, L17DD, L18–19, L19DD, L20, L20DD, L21–22, L24</p>
<p>RI.8.5 Analyze in detail the structural elements of a text, including the role of specific sentences, paragraphs, and text features in developing and refining a key concept.</p>		<p>G8 M1 L11 G8 M2 L3 G8 M4 L1–2, L14, L19</p>	
<p>RI.8.6 Determine an author’s point of view or purpose in a text and analyze how the author acknowledges and responds to conflicting evidence or viewpoints.</p>		<p>G8 M1 L24 G8 M3 L12, L14 G8 M4 L7, L11–12, L15–16, L18–20, L24</p>	

Strand	Sub-Strand	Standard	Aligned Components of <i>Wit & Wisdom</i>
	Integration of Knowledge and Ideas	RI.8.7 Evaluate the advantages and disadvantages of using different mediums (e.g., print or digital text, video, multimedia) to present a particular topic or idea.	G8 M4 L3, L6–9
		RI.8.8 Delineate and evaluate the argument and specific claims in a text, assessing whether the reasoning is sound and the evidence is relevant and sufficient; recognize when irrelevant evidence is introduced.	G8 M3 L13–16 G8 M4 L20, L23
		RI.8.9 Analyze a case in which two or more texts provide conflicting information on the same topic and identify where the texts disagree on matters of fact or interpretation.	G8 M4 L5, L20, L23–24
	Range of Reading and Level of Text Complexity	RI.8.10 Independently and proficiently read and comprehend literary nonfiction representing a variety of genres, cultures, and perspectives and exhibiting complexity appropriate for at least grade 8.	G8 M1–4 <i>Wit & Wisdom</i> considers this standard a Continuing Standard. Because it is fundamental to the learning design, it is addressed continually across all lessons and modules.
Writing Standards	Text Types and Purposes	W.8.1 Write arguments (e.g., essays, letters to the editor, advocacy speeches) to support claims with clear reasons and relevant evidence.	
		W.8.1a Introduce claim(s), acknowledge and distinguish the claim(s) from alternate or opposing claims, and organize the reasons and evidence logically in paragraphs and sections.	G8 M3 L3–4, L6–10, L17–20, L22–24, L26, L31–35

Strand	Sub-Strand	Standard	Aligned Components of <i>Wit & Wisdom</i>
		<p>W.8.1b Support claim(s) with logical reasoning and relevant evidence, using accurate, credible sources and demonstrating an understanding of the topic or text.</p>	G8 M3 L3–4, L6–10, L17, L26, L31, L34–35
		<p>W.8.1c Use words, phrases, and clauses to create cohesion and clarify the relationships among claim(s), counterclaims, reasons, and evidence.</p>	G8 M3 L6, L8–9, L18–20, L22, L26, L31–32, L35
		<p>W.8.1d Establish and maintain a style appropriate to audience and purpose (e.g., formal for academic writing).</p>	G8 M3 L29–31
		<p>W.8.1e Provide a concluding statement or section that follows from and supports the argument presented.</p>	G8 M3 L13, L30–31, L35
		<p>W.8.2 Write informative/explanatory texts (e.g., essays, oral reports, biographical feature articles) to examine a topic and convey ideas, concepts, and information through the selection, organization, and analysis of relevant content.</p>	
		<p>W.8.2a Introduce a topic clearly, previewing what is to follow; use paragraphs and sections to organize ideas, concepts, and information into broader categories; include text features (e.g., headings), graphics (e.g., charts, tables), and multimedia when useful to aiding comprehension.</p>	<p>G8 M2 L5, L9–11, L15, L18, L21, L27–28, L31–32, L34–37</p> <p>G8 M3 L16, L27</p> <p>G8 M4 L12</p>

Strand	Sub-Strand	Standard	Aligned Components of <i>Wit & Wisdom</i>
		<p>W.8.2b Develop the topic with relevant, well-chosen facts, definitions, concrete details, quotations, or other information and examples.</p>	<p>G8 M1 L16, L28 G8 M2 L2–5, L8, L25–26, L32, L34–37 G8 M3 L5–6, L8, L16, L27 G8 M4 L12</p>
		<p>W.8.2c Use appropriate and varied transitions to create cohesion and clarify the relationships among ideas and concepts.</p>	<p>G8 M2 L13, L15, L36–37 G8 M3 L16, L27 G8 M4 L12</p>
		<p>W.8.2d Use precise language and domain-specific vocabulary to inform about or explain the topic.</p>	<p>G8 M1 L28 G8 M2 L5, L25–26 G8 M3 L16, L27</p>
		<p>W.8.2e Establish and maintain a style appropriate to audience and purpose (e.g., formal for academic writing).</p>	<p>G8 M2 L23, L26 G8 M3 L16</p>
		<p>W.8.2f Provide a concluding statement or section that follows from and supports the information or explanation presented.</p>	<p>G8 M2 L25–26, L32, L36–37 G8 M4 L12</p>

Strand	Sub-Strand	Standard	Aligned Components of <i>Wit & Wisdom</i>
		<p>W.8.3 Write narratives to develop experiences or events using effective literary techniques, relevant descriptive details, and well-structured sequences.</p>	
		<p>W.8.3a Engage and orient the reader by establishing a context and point of view and introducing a narrator and/or characters; organize an appropriate narrative sequence.</p>	<p>G8 M1 L12–14, L17, L29 G8 M2 L16</p>
		<p>W.8.3b Use narrative techniques, such as dialogue, pacing, description, and reflection, to develop experiences, events, and/or characters.</p>	<p>G8 M1 L7, L11–15, L17, L21, L29, L31 G8 M2 L14, L16</p>
		<p>W.8.3c Use a variety of transition words, phrases, and clauses to convey sequence, signal shifts from one time frame or setting to another, and show the relationships among experiences and events.</p>	<p><i>Wit & Wisdom</i> addresses this standard in Grade 7. G7 M1 L28, L30 G7 M2 L11DD, L12DD, L18DD, L24DD, L26DD G7 M3 L16</p>
		<p>W.8.3d Use precise words and phrases and relevant descriptive details to convey a tone (the writer’s attitude toward the subject: e.g., humorous, serious, or ironic) and to convey experiences or events.</p>	<p>Supplemental material is necessary to address using words, phrases, and details to convey a tone. The following lessons address using words, phrases, and details to convey experiences or events. G8 M1 L6–8, L10–11, L13, L17, L21, L31 G8 M2 L14, L16</p>
		<p>W.8.3e Provide a conclusion that follows from and reflects on the narrated experiences or events.</p>	<p>G8 M1 L12–14, L17, L29</p>

Strand	Sub-Strand	Standard	Aligned Components of <i>Wit & Wisdom</i>
	Production and Distribution of Writing	W.8.4 Produce clear and coherent writing in which the development, organization, and style are appropriate to task, purpose, and audience.	G8 M1 L7, L21, L31–32 G8 M2 L5, L16, L32, L37 G8 M3 L5, L36 G8 M4 L8, L27–28
		W.8.5 Develop and strengthen writing as needed by planning, revising, editing, rewriting, or trying a new approach, focusing on how well purpose and audience have been addressed.	
		W.8.5a Demonstrate command of standard English conventions (as described in Language Standards 1–3 up to and including grade 8).	G8 M1 L31, L32 G8 M2 L37 G8 M3 L36 G8 M4 L28
		W.8.5b Demonstrate the ability to select accurate vocabulary appropriate for audience and purpose (as described in Language Standards 4–6 up to and including grade 8).	G8 M1 L28, L32 G8 M3 L36
		W.8.6 Use technology, including current web-based communication platforms, to produce and publish writing and present the relationships between information and ideas efficiently as well as to interact and collaborate with others.	Supplemental material is necessary to address using web-based communication platforms to interact and collaborate. The following lessons address using technology to produce and publish writing and to present the relationships between information and ideas efficiently. G8 M1 L22 G8 M4 L9, L32–33

Strand	Sub-Strand	Standard	Aligned Components of <i>Wit & Wisdom</i>
	Research to Build and Present Knowledge	W.8.7 Conduct short as well as more sustained research projects to answer a question (including a self-generated question), drawing on several sources and generating additional related, focused questions that allow for multiple avenues of exploration.	G8 M2 L1 G8 M3 L1, L8 G8 M4 L1–5, L10–11, L15–19, L24–25, L27, L33
		W.8.8 When conducting research, gather relevant information from multiple print and digital sources, using search terms effectively; assess the credibility and accuracy of each source; and quote or paraphrase the data and conclusions of others while avoiding plagiarism and following a standard format for citation.	G8 M2 L1 G8 M3 L1, L8 G8 M4 L3, L5, L10, L13, L15–16, L18, L21–27, L33
		W.8.9 Draw evidence from literary or informational texts to support written analysis, interpretation, reflection, and research, applying one or more grade 8 standards for Reading Literature or Reading Informational Text as needed.	G8 M1 L16 G8 M3 L8, L31
	Range of Writing	W.8.10 Write routinely over extended time frames (time for research, reflection, and revision) and shorter time frames (a single sitting or a day or two) for a range of discipline-specific tasks, purposes, and audiences.	G8 M1 L2–3, L19, L23, L27 G8 M2 L1, L6–7, L11–12, L14, L17, L19–20, L22–24, L28–30, L33 G8 M3 L1–3, L6–11, L13–15, L18–19, L22–25 G8 M4 L1–2, L4, L6–7, L9–15, L17–24, L33

Strand	Sub-Strand	Standard	Aligned Components of <i>Wit & Wisdom</i>
Speaking and Listening Standards	Comprehension and Collaboration	<p>SL.8.1 Engage effectively in a range of collaborative discussions (one-on-one, in groups, and teacher-led) with diverse partners on grade 8 topics, texts, and issues, building on others' ideas and expressing their own clearly.</p>	
		<p>SL.8.1a Come to discussions prepared, having read or researched material under study; explicitly draw on that preparation by referring to evidence on the topic, text, or issue to probe and reflect on ideas under discussion.</p>	<p>G8 M3 L11, L26 G8 M4 L9, L24</p>
		<p>SL.8.1b Follow rules for collegial discussions and decision making, track progress toward specific goals and deadlines, and define individual roles as needed.</p>	<p>G8 M2 L24, L33 G8 M3 L11</p>
		<p>SL.8.1c Pose questions that connect the ideas of several speakers and respond to others' questions and comments with relevant evidence, observations, and ideas.</p>	<p>G8 M3 L11</p>
		<p>SL.8.1d Acknowledge new information expressed by others, and, when warranted, qualify or justify their own views in light of the evidence presented.</p>	<p><i>Wit & Wisdom</i> addresses this standard in Grade 7. G7 M1 L7 G7 M2 L30 G7 M3 L29, L37 G7 M4 L31</p>

Strand	Sub-Strand	Standard	Aligned Components of <i>Wit & Wisdom</i>
		<p>SL.8.2 Analyze the purpose of information presented in diverse media and formats (e.g., visually, quantitatively, orally) and evaluate the motives (e.g., social, commercial, political) behind its presentation.</p>	<p>G8 M1 L4, L9, L18–19 G8 M2 L2–4, L6–7, L11–15, L17–22, L25–26, L33–34 G8 M3 L18 G8 M4 L3–15, L17–20, L24, L33</p>
		<p>SL.8.3 Delineate a speaker’s argument and specific claims, evaluating the soundness of the reasoning and relevance and sufficiency of the evidence and identifying when irrelevant evidence is introduced.</p>	<p>G8 M3 L6, L9, L11, L17, L29, L32, L34</p>
	<p>Presentation of Knowledge and Ideas</p>	<p>SL.8.4 Present claims and findings, emphasizing salient points in a focused, coherent manner with relevant evidence, sound valid reasoning, and well-chosen details; use appropriate vocabulary, eye contact, volume, and pronunciation.</p>	<p>G8 M1 L18–22, L33 G8 M3 L17 G8 M4 L24, L28–32</p>
		<p>SL.8.5 Integrate multimedia components and visual displays into presentations to clarify information, strengthen claims and evidence, and add interest.</p>	<p>G8 M1 L18–22, L33 G8 M3 L28 G8 M4 L9, L29–32</p>
		<p>SL.8.6 Adapt speech to a variety of contexts and tasks, demonstrating command of formal English when indicated or appropriate.</p>	<p>G8 M1 L15, L18–22, L27, L33 G8 M2 L18–25, L33, L36 G8 M3 L26, L29 G8 M4 L9, L24, L33</p>

Strand	Sub-Strand	Standard	Aligned Components of <i>Wit & Wisdom</i>
Language Standards	Conventions of Standard English	L.8.1 Demonstrate command of the conventions of standard English grammar and usage when writing or speaking; retain and further develop language skills learned in previous grades.	
		Sentence Structure, Variety, and Meaning	
		L.8.1a Coordinate phrases and clauses in simple, compound, complex, and compound-complex sentences, with emphasis on agreement of pronouns and their antecedents.	Wit & Wisdom does not explicitly address coordinating phrases and clauses into different sentence types.
		L.8.1b Form and use verbs in the active and passive voices and the indicative, imperative, interrogative, conditional, and subjunctive moods to communicate a particular meaning.	G8 M1 L2DD, L5DD, L8DD, L9DD, L11, L21 G8 M2 L14DD, L15DD, L16DD, L21DD, L23DD, L24DD, L25DD, L26DD, L32, L37DD G8 M3 L11DD, L13DD, L16, L16DD, L17DD, L23DD, L25DD, L26DD, L27, L27DD, L29DD, L31, L36DD G8 M4 L25DD, L26DD, L27DD, L30DD, L31DD, L32DD
		L.8.2 Demonstrate command of the conventions of standard English capitalization, punctuation, and spelling when writing.	
		L.8.2a Use punctuation (comma, ellipsis, dash) to indicate a pause or break.	G8 M1 L18DD, L19DD, L20DD, L22DD G8 M3 L1DD, L3DD, L5, L5DD, L35DD, L36
		L.8.2b Use an ellipsis to indicate an omission	G8 M2 L31DD, L32, L32DD, L33DD, L37, L37DD

Strand	Sub-Strand	Standard	Aligned Components of <i>Wit & Wisdom</i>
		<p>L.8.2c Spell correctly, recognizing that some words have commonly accepted variations (e.g., <i>donut/doughnut</i>).</p>	<p>Supplemental material is necessary to address recognizing that some words have commonly accepted variations. The following lessons address spelling correctly.</p> <p>G8 M2 L1DD</p> <p>G8 M3 L30DD, L31, L31DD, L32DD</p>
	<p>Knowledge of Language</p>	<p>L.8.3 Use knowledge of language and its conventions when writing, speaking, reading, or listening.</p>	
<p>L.8.3a Maintain appropriate consistency in style and tone while varying sentence patterns for meaning and audience interest.</p>		<p><i>Wit & Wisdom</i> addresses this standard in Grade 6.</p> <p>G6 M1 L20DD, L21DD, L23DD, L24DD, L34</p> <p>G6 M2 L34, L34DD</p> <p>G6 M3 L8, L28DD, L31, L31DD, L36DD, L37DD</p> <p>G6 M4 L19DD, L20DD, L22, L22DD, L27, L27DD, L29, L29DD</p>	
<p>L.8.3b Recognize variations from standard or formal English in writing and speaking, determine their appropriateness for the intended purpose and audience, and make changes as necessary.</p>		<p>G8 M1 L19–21</p> <p>G8 M2 L23, L26</p> <p>G8 M3 L16</p>	

Strand	Sub-Strand	Standard	Aligned Components of <i>Wit & Wisdom</i>
	Vocabulary Acquisition and Use	L.8.4 Determine or clarify the meaning of unknown and multiple-meaning words or phrases based on grade 8 reading and content, choosing flexibly from a range of strategies.	
L.8.4a Use context (e.g., the overall meaning of a sentence or paragraph; a word’s position or function in a sentence) as a clue to the meaning of a word or phrase.		G8 M1 L4DD, L11DD, L12, L12DD, L13DD, L15, L23, L27DD, L32DD, L33DD G8 M2 L1–2, L2DD, L3–4, L6, L6DD, L7DD, L8, L8DD, L9–10, L10DD, L11DD, L12, L12DD, L13, L17–18, L18DD, L19–20, L22, L22DD, L23, L25, L27, L29–32, L34DD G8 M3 L1–2, L2DD, L3–4, L6DD, L7, L9–10, L10DD, L14, L14DD, L15DD, L18DD, L19DD, L20, L20DD, L21, L21DD, L22–23, L24DD, L30DD, L33DD G8 M4 L3DD, L4–5, L7, L10, L10DD, L13, L15, L15DD, L17, L17DD, L19, L19DD, L20DD, L21, L28DD, L29DD	
L.8.4b Use common, grade-appropriate Greek or Latin affixes and roots as clues to the meaning of a word (e.g., <i>precede, recede, secede</i>).		G8 M1 L3DD, L4DD, L12DD, L13DD G8 M2 L10DD, L20DD, L22DD, L29DD G8 M3 L7DD, L10DD, L12DD, L14DD, L18DD, L20DD, L21DD, L22DD, L30DD G8 M4 L1, L6DD, L10, L17, L17DD, L28DD	

Strand	Sub-Strand	Standard	Aligned Components of <i>Wit & Wisdom</i>
		<p>L.8.4c Consult general and specialized reference materials (e.g., dictionaries, glossaries, thesauruses), both print and digital, to find the pronunciation of a word or determine or clarify its precise meaning or its part of speech.</p>	<p>G8 M1 L3DD, L4DD, L11DD, L13DD, L15DD, L23DD, L24DD, L27DD, L29DD</p> <p>G8 M2 L1, L1DD, L4, L6DD, L7DD, L10DD, L12DD, L20DD, L29DD, L30DD</p> <p>G8 M3 L1–3, L6, L6DD, L7DD, L8–9, L9DD, L10DD, L12, L12DD, L15DD, L18, L18DD, L19, L20DD, L21, L21DD, L22, L22DD, L30, L30DD, L31DD</p> <p>G8 M4 L2, L3DD, L5, L10, L10DD, L12–13, L15DD, L17DD, L19DD, L20DD</p>
		<p>L.8.4d Verify the preliminary determination of the meaning of a word or phrase (e.g., by checking the inferred meaning in context or in a dictionary).</p>	<p>G8 M1 L3DD, L4DD, L11DD, L12, L12DD, L13DD, L15, L23, L23DD, L27DD</p> <p>G8 M2 L1, L4, L6DD, L7DD, L10DD, L12, L12DD, L13, L20DD, L22DD, L29DD, L31</p> <p>G8 M3 L1–3, L6DD, L10, L10DD, L14, L18DD, L20, L21DD, L30DD</p> <p>G8 M4 L2, L3DD, L10, L10DD, L15DD, L17, L17DD, L19DD, L20DD</p>
		<p>L.8.5 Demonstrate understanding of figurative language, word relationships, and nuances in word meanings.</p>	
		<p>L.8.5a Interpret figures of speech (e.g. verbal irony, puns) in context.</p>	<p>G8 M1 L4, L8DD, L21DD</p> <p>G8 M2 L9DD, L10–11, L14–15, L18–20, L22, L29</p> <p>G8 M3 L2–4, L4DD, L5–6, L8–11, L19–20, L20DD, L22, L28–30</p> <p>G8 M4 L18, L20, L22</p>

Strand	Sub-Strand	Standard	Aligned Components of <i>Wit & Wisdom</i>
		<p>L.8.5b Use the relationship between particular words to better understand each of the words.</p>	<p>G8 M1 L1, L1DD, L23DD, L27DD, L29DD</p> <p>G8 M2 L1, L2DD, L10, L13DD, L17, L18DD, L27, L31</p> <p>G8 M3 L20, L23, L29–30</p> <p>G8 M4 L1, L5, L5DD, L6, L6DD, L10–11, L11DD, L12, L15, L17, L21</p>
		<p>L.8.5c Distinguish among the connotations (associations) of words with similar denotations (definitions) (e.g., <i>bullheaded</i>, <i>willful</i>, <i>firm</i>, <i>persistent</i>, <i>resolute</i>).</p>	<p>G8 M1 L15DD, L24DD</p> <p>G8 M2 L2DD, L4DD, L15, L19, L30DD, L31–32</p> <p>G8 M3 L2, L2DD, L7DD, L9DD, L10, L14, L15DD, L21</p> <p>G8 M4 L15DD, L21</p>
		<p>L.8.6 Acquire and use accurately grade-appropriate general academic and domain-specific words and phrases; independently research words and gather vocabulary knowledge.</p>	<p>G8 M1–4</p> <p><i>Wit & Wisdom</i> considers this standard a Continuing Standard. Because it is fundamental to the learning design, it is addressed continually across all lessons and modules.</p>