

A young woman with dark hair in a ponytail, wearing a colorful plaid shirt over a light blue top, is sitting at a desk in a classroom. She is looking down at an open book she is holding. In the background, other students are visible, some working at their desks. A red pen lies on a spiral notebook on the desk in front of her. A teal pencil holder with various pens and pencils is also on the desk.

# WIT & WISDOM<sup>®</sup>

MORE MEANINGFUL ENGLISH

New Mexico Common  
Core State Standards  
Correlation to  
*Wit & Wisdom*

## GRADE 1

June 2018

## ABOUT *WIT & WISDOM*

*Wit & Wisdom*<sup>®</sup> is a Kindergarten through Grade 8 English language arts (ELA) curriculum created by Great Minds<sup>®</sup>, a nonprofit that brings together teachers and experts who believe all students deserve access to rich, rigorous content. With *Wit & Wisdom*, every text a student explores is authentic and of the highest quality. Students use these texts at every turn—to learn, and eventually master, essential reading, writing, speaking, listening, grammar, and vocabulary skills. Instead of basals, students read books they love to build knowledge of important topics and to develop and refine literacy skills. All students read and discuss grade-level texts, and the curriculum includes suggestions for supporting this learning at key moments in the lessons.

*Wit & Wisdom* is composed of four modules per grade level. Each artfully explores a specific topic to develop depth of understanding and inspire curiosity. The core of each module is a selection of literary works, informational texts, and visual art. Modules are made up of approximately 30 lessons that are covered in six to eight weeks. All modules integrate reading, writing, speaking, listening, and language instruction.

*Wit & Wisdom* integrates ELA strands so that students read to learn; the curriculum does not systematically teach the youngest students to learn to read. For structured foundational skills instruction, *Wit & Wisdom* teacher–writers recommend that early elementary educators use *Wit & Wisdom* alongside a proven, research-based foundational skills program.

## HIGH RATINGS

The independent, nonprofit reviewer EdReports.org gives *Wit & Wisdom* top ratings for text quality, building knowledge, and usability. *Wit & Wisdom* is the only ELA resource to receive a Tier 1 designation for all grades, Kindergarten through Grade 8, from the Louisiana Department of Education.

## PROVEN RESULTS

Schools and districts nationwide are experiencing increased student engagement and growth with *Wit & Wisdom*. See their stories and data at [greatminds.org/english](http://greatminds.org/english).

## ONGOING SUPPORT

To support and sustain successful implementation, *Wit & Wisdom*'s team offers customizable professional development—online or on-site. *Wit & Wisdom* also includes support resources available only from Great Minds:





- Introducing *Wit & Wisdom***
  - Core text list
  - Implementation Guide
  - Module 0 (GK–2, G3–5, G6–8)
- Extending *Wit & Wisdom***
  - Parent Tip Sheets
  - Volume of Reading text list
  - *Wit & Wisdom* assessment resources (Standards Trackers and Question Sets)
  - The Art of *Wit & Wisdom* (lessons and vocabulary relating to the curriculum's rich artwork)

# New Mexico Common Core State Standards Correlation to *Wit & Wisdom*

## GRADE 1 ENGLISH LANGUAGE ARTS

The majority of the Grade 1 New Mexico Common Core State Standards are fully covered by Grade 1 of the *Wit & Wisdom* curriculum. The areas where the Grade 1 New Mexico standards and Grade 1 of the *Wit & Wisdom* curriculum do not align will require supplemental materials. A detailed analysis of alignment is provided in the table below. With strategic placement of supplemental materials, students can be successful in achieving the proficiencies of the New Mexico standards while benefiting from the rich texts and knowledge building of *Wit & Wisdom*.

### KEY

-  *Wit & Wisdom* fully addresses the New Mexico standard.
-  *Wit & Wisdom* may not completely address the New Mexico standard.
-  *Wit & Wisdom* does not address the New Mexico standard.
-  *Wit & Wisdom* addresses the New Mexico standard at a different grade level.

G = grade level

Examples:

M = module

G1 M1 L6 = Grade 1 Module 1 Lesson 6

L = lesson

G1 M1 L6DD = Grade 1 Module 1 Lesson 6 Deep Dive

DD = Deep Dive

Strand	Sub-Strand	Standard	Aligned Components of <i>Wit &amp; Wisdom</i>
Reading Standards for Literature	Key Ideas and Details	<p><b>RL.1.1</b> Ask and answer questions about key details in a text.</p>	<p>G1 M1 L1–12, L17–24, L27 G1 M2 L1–7 G1 M3 L2–3, L5, L13, L15–17, L21, L23–26, L32–35 G1 M4 L1–36</p>
		<p><b>RL.1.2</b> Retell stories, including key details, and demonstrate understanding of their central message or lesson.</p>	<p>G1 M1 L2–5, L7–11, L18, L21–24, L26–27, L29–31 G1 M2 L2, L4, L6–9 G1 M3 L14, L16, L18–19, L24, L27, L30 G1 M4 L3, L6–7, L10, L13, L15, L18, L20, L23, L26</p>
		<p><b>RL.1.3</b> Describe characters, settings, and major events in a story, using key details.</p>	<p>G1 M1 L2–12, L17–26, L28–29, L31 G1 M2 L2–3, L6–7, L25 G1 M3 L14, L16–25, L27, L30 G1 M4 L3–11, L13–14, L16, L18–19, L21–24, L27–29</p>
		<p><b>RL.1.NM.3a</b> Identify the main topic, retell key details of a text, and make predictions.</p>	<p>G1 M1 L4, L9 G1 M3 L7, L20, L26DD, L29</p>

Strand	Sub-Strand	Standard	Aligned Components of <i>Wit &amp; Wisdom</i>
		<p><b>RL.1.NM.3b</b> Identify characters and simple story lines from selected myths and stories from around the world.</p>	<p>Supplemental material is necessary to address the identification of characters and simple story lines from selected myths. The following lessons address the identification of characters and simple story lines in stories from around the world.</p> <p>G1 M1 L2, L5, L8, L18</p> <p>G1 M2 L2–3, L6</p> <p>G1 M4 L3, L7, L10–11, L18–19, L23–24, L28–29</p>
	<b>Craft and Structure</b>	<p><b>RL.1.4</b> Identify words and phrases in stories or poems that suggest feelings or appeal to the senses.</p>	<p>G1 M3 L15, L19, L22–25, L27–29, L31</p> <p>G1 M4 L20, L25</p>
<p><b>RL.1.5</b> Explain major differences between books that tell stories and books that give information, drawing on a wide reading of a range of text types.</p>		<p>G1 M3 L1, L7, L12–13, L20, L25, L31</p>	
<p><b>RL.1.6</b> Identify who is telling the story at various points in a text.</p>		<p>G1 M1 L25</p> <p>G1 M4 L4–5, L8, L14, L17</p>	
<p><b>RL.1.NM.6a</b> Recognize repetition and predict repeated phrases.</p>		<p>G1 M1 L25–26</p> <p>G1 M3 L10</p> <p>G1 M4 L26</p>	

Strand	Sub-Strand	Standard	Aligned Components of <i>Wit &amp; Wisdom</i>
	<b>Integration of Knowledge and Ideas</b>	<b>RL.1.7</b> Use illustrations and details in a story to describe its characters, setting, or events.	G1 M1 L1–6, L8–12, L18–25, L28, L31  G1 M2 L2–3, L6–7  G1 M3 L9, L17–19, L21, L23, L25, L27–28  G1 M4 L1, L3–11, L13–14, L16, L18–19, L21–25, L27, L29, L33
		<b>RL.1.9</b> Compare and contrast the adventures and experiences of characters in stories.	G1 M1 L11  G1 M2 L7  G1 M3 L20  G1 M4 L9, L16, L21, L33–34
		<b>RL.1.NM.9a</b> Relate prior knowledge to textual information.	G1 M2 L1  G1 M3 L30DD  G1 M4 L12
	<b>Range of Reading and Level of Text Complexity</b>	<b>RL.1.10</b> With prompting and support, read prose and poetry of appropriate complexity for grade 1.	G1 M1–4  <i>Wit &amp; Wisdom</i> considers this standard a Continuing Standard. Because it is fundamental to the learning design, it is addressed continually across all lessons and modules.
<b>Reading Standards for Informational Text</b>	<b>Key Ideas and Details</b>	<b>RI.1.1</b> Ask and answer questions about key details in a text.	G1 M1 L1–4, L6–8, L12–18, L21, L28  G1 M2 L10–12, L14–16, L18, L20–21, L26–28, L30–31, L33–36  G1 M3 L1–6, L8–10, L17, L26, L28–29, L35  G1 M4 L30, L36

Strand	Sub-Strand	Standard	Aligned Components of <i>Wit &amp; Wisdom</i>
		<p><b>RI.1.2</b> Identify the main topic and retell key details of a text.</p>	<p>G1 M1 L2–4, L8, L15–16, L21, L28 G1 M2 L11, L13–14, L16–17, L21–22, L26, L31 G1 M3 L3–4, L6, L11, L30</p>
		<p><b>RI.1.3</b> Describe the connection between two individuals, events, ideas, or pieces of information in a text.</p>	<p>G1 M1 L3–4, L6, L8, L12, L21, L30 G1 M2 L11, L14, L16, L19, L23–24, L26, L30 G1 M3 L7, L29–30</p>
	<b>Craft and Structure</b>	<p><b>RI.1.4</b> Ask and answer questions to help determine or clarify the meaning of words and phrases in a text.</p>	<p>G1 M1 L14, L24DD G1 M2 L10–11, L16, L27, L29 G1 M3 L2, L5, L8, L17, L26–28</p>
		<p><b>RI.1.5</b> Know and use various text features (e.g., headings, tables of contents, glossaries, electronic menus, icons) to locate key facts or information in a text.</p>	<p>G1 M1 L14–16, L28 G1 M2 L12, L14, L18–19, L21, L23, L29 G1 M3 L10 G1 M4 L8</p>
		<p><b>RI.1.6</b> Distinguish between information provided by pictures or other illustrations and information provided by the words in a text.</p>	<p>G1 M3 L5, L8–10, L17, L27–28 G1 M4 L25, L29</p>
	<b>Integration of Knowledge and Ideas</b>	<p><b>RI.1.7</b> Use the illustrations and details in a text to describe its key ideas.</p>	<p>G1 M1 L1–4, L7–8, L12–13, L15–17, L23, L28 G1 M2 L10–12, L14, L17, L21–26, L30–31, L33, L35 G1 M3 L3, L5–6, L8–11, L27–28</p>

Strand	Sub-Strand	Standard	Aligned Components of <i>Wit &amp; Wisdom</i>
		<b>RI.1.8</b> Identify the reasons an author gives to support points in a text.	G1 M2 L26, L28–30, L32 G1 M3 L9
		<b>RI.1.9</b> Identify basic similarities in and differences between two texts on the same topic (e.g., in illustrations, descriptions, or procedures).	G1 M1 L6, L21 G1 M2 L20, L26, L30 G1 M3 L3–6, L31 G1 M4 L27
	<b>Range of Reading and Level of Text Complexity</b>	<b>RI.1.10</b> With prompting and support, read informational texts appropriately complex for grade 1.	G1 M1–4 <i>Wit &amp; Wisdom</i> considers this standard a Continuing Standard. Because it is fundamental to the learning design, it is addressed continually across all lessons and modules.
<b>Reading Standards for Foundational Skills</b>	<b>Print Concepts</b>	<b>RF.1.1</b> Demonstrate understanding of the organization and basic features of print.	
		<b>RF.1.1a</b> Recognize the distinguishing features of a sentence (e.g., first word, capitalization, ending punctuation).	Supplemental material is necessary to address this standard thoroughly. G1 M1 L12, L14, L25DD, L31 G1 M2 L4DD, L6DD, L7DD
	<b>Phonological Awareness</b>	<b>RF.1.2</b> Demonstrate understanding of spoken words, syllables, and sounds (phonemes).	
		<b>RF.1.2a</b> Distinguish long from short vowel sounds in spoken single-syllable words.	<i>Wit &amp; Wisdom</i> does not address foundational skills.



Strand	Sub-Strand	Standard	Aligned Components of <i>Wit &amp; Wisdom</i>
		<p><b>RF.1.2b</b> Orally produce single-syllable words by blending sounds (phonemes), including consonant blends.</p>	<p><i>Wit &amp; Wisdom</i> does not address foundational skills.</p>
		<p><b>RF.1.2c</b> Isolate and pronounce initial, medial vowel, and final sounds (phonemes) in spoken single-syllable words.</p>	<p><i>Wit &amp; Wisdom</i> does not address foundational skills.</p>
		<p><b>RF.1.2d</b> Segment spoken single-syllable words into their complete sequence of individual sounds (phonemes).</p>	<p><i>Wit &amp; Wisdom</i> does not address foundational skills.</p>
	<p><b>Phonics and Word Recognition</b></p>	<p><b>RF.1.3</b> Know and apply grade-level phonics and word analysis skills in decoding words.</p>	
		<p><b>RF.1.3a</b> Know the spelling-sound correspondences for common consonant digraphs.</p>	<p><i>Wit &amp; Wisdom</i> does not address foundational skills.</p>
		<p><b>RF.1.3b</b> Decode regularly spelled one-syllable words.</p>	<p><i>Wit &amp; Wisdom</i> does not address foundational skills.</p>
		<p><b>RF.1.3c</b> Know final -e and common vowel team conventions for representing long vowel sounds.</p>	<p><i>Wit &amp; Wisdom</i> does not address foundational skills.</p>
		<p><b>RF.1.3d</b> Use knowledge that every syllable must have a vowel sound to determine the number of syllables in a printed word.</p>	<p><i>Wit &amp; Wisdom</i> does not address foundational skills.</p>

Strand	Sub-Strand	Standard	Aligned Components of <i>Wit &amp; Wisdom</i>
		<b>RF.1.3e</b> Decode two-syllable words following basic patterns by breaking the words into syllables.	<i>Wit &amp; Wisdom</i> does not address foundational skills.
		<b>RF.1.3f</b> Read words with inflectional endings.	Supplemental material is necessary to address this standard thoroughly.  G1 M1 L10DD, L12DD
		<b>RF.1.3g</b> Recognize and read grade-appropriate irregularly spelled words.	<i>Wit &amp; Wisdom</i> does not address foundational skills.
	<b>Fluency</b>	<b>RF.1.4</b> Read with sufficient accuracy and fluency to support comprehension.	
		<b>RF.1.4a</b> Read grade-level text with purpose and understanding.	Supplemental material is necessary to address this standard thoroughly.  G1 M1 L7, L9–12, L31  G1 M2 L4, L8–9, L17, L20, L24–25, L30–32  G1 M3 L4, L6, L11, L20, L24, L32, L35  G1 M4 L23, L35

Strand	Sub-Strand	Standard	Aligned Components of <i>Wit &amp; Wisdom</i>
		<p><b>RF.1.4b</b> Read grade-level text orally with accuracy, appropriate rate, and expression on successive readings.</p>	<p>Supplemental material is necessary to address this standard thoroughly.</p> <p>G1 M1 L7, L9–12, L31</p> <p>G1 M2 L4, L8–9, L17, L20, L24–25, L30–32</p> <p>G1 M3 L4, L6, L11, L20, L24, L32, L35</p> <p>G1 M4 L23, L35</p>
		<p><b>RF.1.4c</b> Use context to confirm or self-correct word recognition and understanding, rereading as necessary.</p>	<p><i>Wit &amp; Wisdom</i> does not address foundational skills.</p>
<p><b>Writing Standards</b></p>	<p><b>Text Types and Purposes</b></p>	<p><b>W.1.1</b> Write opinion pieces in which they introduce the topic or name the book they are writing about, state an opinion, supply a reason for the opinion, and provide some sense of closure.</p>	<p>G1 M2 L26</p> <p>G1 M4 L4–16, L18–21, L23–27, L29–32</p>
		<p><b>W.1.2</b> Write informative/explanatory texts in which they name a topic, supply some facts about the topic, and provide some sense of closure.</p>	<p>G1 M1 L3, L16</p> <p>G1 M2 L2–6, L8–14, L16–19, L22–24, L28–36</p> <p>G1 M3 L6–7</p>

Strand	Sub-Strand	Standard	Aligned Components of <i>Wit &amp; Wisdom</i>
		<p><b>W.1.3</b> Write narratives in which they recount two or more appropriately sequenced events, include some details regarding what happened, use temporal words to signal event order, and provide some sense of closure.</p>	<p>G1 M1 L4–5, L11–12, L21–22, L25–26, L26DD, L27, L27DD, L28–30, L30DD, L31–32</p> <p>G1 M3 L9–12, L14–16, L18–19, L24–25, L28–29, L32–35</p> <p>G1 M4 L15, L18–19</p>
		<p><b>W.1.5</b> With guidance and support from adults, focus on a topic, respond to questions and suggestions from peers, and add details to strengthen writing as needed.</p>	<p>G1 M1 L6, L28–29, L29DD, L30, L30DD, L31, L31DD</p> <p>G1 M2 L14, L32, L34DD, L35</p> <p>G1 M3 L33DD, L34</p> <p>G1 M4 L33</p>
		<p><b>W.1.6</b> With guidance and support from adults, use a variety of digital tools to produce and publish writing, including in collaboration with peers.</p>	<p>G1 M2 L24–25</p>
		<p><b>W.1.NM.6a</b> Apply digital tools to gather, evaluate, and use information.</p>	<p>Supplemental material is necessary to address this standard thoroughly.</p> <p>G1 M2 L26</p> <p>G1 M3 L4</p> <p>G1 M4 L30</p>

Strand	Sub-Strand	Standard	Aligned Components of <i>Wit &amp; Wisdom</i>
	<b>Research to Build and Present Knowledge</b>	<b>W.1.7</b> Participate in shared research and writing projects (e.g., explore a number of “how-to” books on a given topic and use them to write a sequence of instructions).	G1 M2 L26, L33–35  G1 M3 L3–7  G1 M4 L30
		<b>W.1.8</b> With guidance and support from adults, recall information from experiences or gather information from provided sources to answer a question.	G1 M1 L3–5, L10–11, L16, L21, L23, L26, L28–31  G1 M2 L8–9, L12–13, L18–19, L23–24, L26, L30, L33, L34–35  G1 M3 L3–9, L15–16, L24–26, L29–32
<b>Speaking and Listening Standards</b>	<b>Comprehension and Collaboration</b>	<b>SL.1.1</b> Participate in collaborative conversations with diverse partners about grade 1 topics and texts with peers and adults in small and larger groups.	
		<b>SL.1.1a</b> Follow agreed-upon rules for discussions (e.g., listening to others with care, speaking one at a time about the topics and texts under discussion).	G1 M1 L1–32  G1 M2 L1–32, L34, L36  G1 M3 L1, L5–6, L14, L17, L21, L34–35
		<b>SL.1.1b</b> Build on others’ talk in conversations by responding to the comments of others through multiple exchanges.	G1 M1 L18–19, L21–27, L31–32  G1 M2 L9, L20, L36  G1 M4 L34
		<b>SL.1.1c</b> Ask questions to clear up any confusion about the topics and texts under discussion.	G1 M3 L2, L7–8, L13, L29, L35

Strand	Sub-Strand	Standard	Aligned Components of <i>Wit &amp; Wisdom</i>
		<p><b>SL.1.2</b> Ask and answer questions about key details in a text read aloud or information presented orally or through other media.</p>	<p>G1 M1 L1–4, L7–12, L14–18, L20 G1 M2 L1–2, L5–6, L10–16, L21, L26–28 G1 M3 L2–6, L8–17, L19, L21–23, L27, L29, L35 G1 M4 L1–2, L4, L7, L10, L12, L17–18, L20, L22–23, L25, L27–28, L34</p>
		<p><b>SL.1.3</b> Ask and answer questions about what a speaker says in order to gather additional information or clarify something that is not understood.</p>	<p>G1 M3 L8, L13, L20, L26, L29, L35</p>
	<p><b>Presentation of Knowledge and Ideas</b></p>	<p><b>SL.1.4</b> Describe people, places, things, and events with relevant details, expressing ideas and feelings clearly.</p>	<p>G1 M4 L17–18, L22, L28, L34</p>
<p><b>SL.1.5</b> Add drawings or other visual displays to descriptions when appropriate to clarify ideas, thoughts, and feelings.</p>		<p>G1 M2 L17–19, L22–25, L30, L34–35</p>	
<p><b>SL.1.6</b> Produce complete sentences when appropriate to task and situation.</p>		<p>G1 M1 L2, L6, L9, L28–29 G1 M2 L7, L9, L14, L20, L22–23, L36 G1 M3 L1, L24–25, L28–30, L33, L35 G1 M4 L1DD, L8–9, L15–16, L26, L28, L31, L34–36</p>	

Strand	Sub-Strand	Standard	Aligned Components of <i>Wit &amp; Wisdom</i>
		<b>SL.1.NM.7</b> Describe events related to the students' experiences, nations, and cultures.	Supplemental material is necessary to address this standard thoroughly.  G1 M1 L27
		<b>SL.1.NM.8</b> Follow simple written and oral instructions.	G1 M1 L16, L22DD  G1 M2 L5
<b>Language Standards</b>	<b>Conventions of Standard English</b>	<b>L.1.1</b> Demonstrate command of the conventions of standard English grammar and usage when writing or speaking.	
		<b>L.1.1a</b> Print all upper- and lowercase letters.	G1 M4 L30DD, L31, L31DD, L32, L32DD
		<b>L.1.1b</b> Use common, proper, and possessive nouns.	G1 M1 L1DD, L3DD, L4DD, L14–16, L21, L23, L28–29, L29DD, L30–31  G1 M4 L13DD
		<b>L.1.1c</b> Use singular and plural nouns with matching verbs in basic sentences (e.g., <i>He hops; We hop</i> ).	G1 M3 L4DD, L5DD, L6DD, L7, L7DD
		<b>L.1.1d</b> Use personal, possessive, and indefinite pronouns (e.g., <i>I, me, my; they, them, their; anyone, everything</i> ).	G1 M4 L12DD, L13DD, L15DD, L16DD, L18DD, L19DD, L24–26, L33
		<b>L.1.1e</b> Use verbs to convey a sense of past, present, and future (e.g., <i>Yesterday I walked home; Today I walk home; Tomorrow I will walk home</i> ).	G1 M1 L7DD, L9DD, L12DD  G1 M3 L15DD, L17DD, L18–19, L19DD, L20DD, L24–25

Strand	Sub-Strand	Standard	Aligned Components of <i>Wit &amp; Wisdom</i>
		<p><b>L.1.1f</b> Use frequently occurring adjectives.</p>	<p>G1 M1 L17DD, L19, L20DD, L21–22, L22DD, L23, L28</p> <p>G1 M3 L8DD, L10DD, L11DD, L23–25, L25DD, L27–34, L34DD, L35</p>
		<p><b>L.1.1g</b> Use frequently occurring conjunctions (e.g., <i>and</i>, <i>but</i>, <i>or</i>, <i>so</i>, <i>because</i>).</p>	<p>G1 M4 L2DD, L3DD, L4DD, L6DD, L9DD, L11DD, L15–16</p>
		<p><b>L.1.1h</b> Use determiners (e.g., articles, demonstratives).</p>	<p>G1 M2 L10DD, L13DD, L14DD, L15DD, L17DD, L19, L19DD, L30, L34, L34DD</p>
		<p><b>L.1.1i</b> Use frequently occurring prepositions (e.g., <i>during</i>, <i>beyond</i>, <i>toward</i>).</p>	<p>G1 M1 L26DD, L27DD</p> <p>G1 M2 L21DD, L23DD, L25DD, L29DD, L31, L31DD, L34</p>
		<p><b>L.1.1j</b> Produce and expand complete simple and compound declarative, interrogative, imperative, and exclamatory sentences in response to prompts.</p>	<p>G1 M1 L2, L7, L10–13, L13DD, L16, L21, L23, L23DD, L25DD, L28–29, L29DD, L30, L30DD, L31, L31DD</p> <p>G1 M2 L5, L7DD, L9, L12–14, L19, L22–25, L30–32, L34, L34DD, L35, L35DD</p> <p>G1 M3 L30, L33, L33DD, L34</p> <p>G1 M4 L6DD, L7DD, L9DD, L11DD, L17, L31</p>



Strand	Sub-Strand	Standard	Aligned Components of <i>Wit &amp; Wisdom</i>
		<p><b>L.1.2</b> Demonstrate command of the conventions of standard English capitalization, punctuation, and spelling when writing.</p>	
		<p><b>L.1.2a</b> Capitalize dates and names of people.</p>	<p>G1 M1 L4DD, L14, L16, L21, L28–29, L29DD, L30–31 G1 M4 L20DD, L21DD, L31–33</p>
		<p><b>L.1.2b</b> Use end punctuation for sentences.</p>	<p>G1 M1 L4–5, L7, L10–13, L16, L21, L23, L25DD, L28–29, L29DD, L30–31, L31DD G1 M2 L4DD, L6DD, L7DD, L9, L9DD, L12–14, L19, L22–25, L30–32, L34–35, L35DD</p>
		<p><b>L.1.2c</b> Use commas in dates and to separate single words in a series.</p>	<p>G1 M4 L6DD, L7DD, L9DD, L11DD, L17, L33</p>
		<p><b>L.1.2d</b> Use conventional spelling for words with common spelling patterns and for frequently occurring irregular words.</p>	<p>G1 M4 L23DD, L24DD, L27DD, L29, L31–32, L33DD</p>
		<p><b>L.1.2e</b> Spell untaught words phonetically, drawing on phonemic awareness and spelling conventions.</p>	<p>G1 M2 L9, L13, L19, L23, L32</p>
		<p><b>L.1.NM.2a</b> Use letter formation, lines, and spaces to create a readable document.</p>	<p><i>Wit &amp; Wisdom</i> does not address handwriting skills.</p>

Strand	Sub-Strand	Standard	Aligned Components of <i>Wit &amp; Wisdom</i>
	<b>Vocabulary Acquisition and Use</b>	<b>L.1.4</b> Determine or clarify the meaning of unknown and multiple-meaning words and phrases based on grade 1 reading and content, choosing flexibly from an array of strategies.	
<b>L.1.4a</b> Use sentence-level context as a clue to the meaning of a word or phrase.		G1 M1 L2DD, L8DD, L14, L18DD, L21DD, L24DD G1 M2 L10–11, L14, L16, L27, L29, L30DD G1 M3 L5, L13, L14DD, L17, L21, L26, L27DD, L28, L29DD G1 M4 L3, L5DD, L8, L10DD, L11, L13, L18, L22, L33	
<b>L.1.4b</b> Use frequently occurring affixes as a clue to the meaning of a word.		G1 M1 L10DD, L12DD G1 M2 L27 G1 M3 L21, L26, L26DD, L27DD, L28DD, L31 G1 M4 L3, L26DD	
<b>L.1.4c</b> Identify frequently occurring root words (e.g., <i>look</i> ) and their inflectional forms (e.g., <i>looks, looked, looking</i> ).		G1 M1 L10DD, L12DD G1 M3 L18DD, L22DD, L24DD, L31	

Strand	Sub-Strand	Standard	Aligned Components of <i>Wit &amp; Wisdom</i>
		<p><b>L.1.5</b> With guidance and support from adults, demonstrate understanding of word relationships and nuances in word meanings.</p>	
		<p><b>L.1.5a</b> Sort words into categories (e.g., colors, clothing) to gain a sense of the concepts the categories represent.</p>	<p>G1 M2 L1DD, L8DD, L16DD, L18DD, L22DD, L24DD, L26DD, L27DD, L28DD</p> <p>G1 M3 L3DD</p> <p>G1 M4 L14DD, L17DD, L25DD, L28DD, L29DD, L33</p>
		<p><b>L.1.5b</b> Define words by category and by one or more key attributes (e.g., a <i>duck</i> is a bird that swims; a <i>tiger</i> is a large cat with stripes).</p>	<p>G1 M2 L1DD, L16DD, L18DD, L22DD, L24DD, L26DD, L27DD, L28DD, L32</p> <p>G1 M3 L3DD</p>
		<p><b>L.1.5c</b> Identify real-life connections between words and their use (e.g., note places at home that are <i>cozy</i>).</p>	<p>G1 M3 L2DD, L3DD, L9DD, L13DD, L17, L30DD</p> <p>G1 M4 L1DD</p>
		<p><b>L.1.5d</b> Distinguish shades of meaning among verbs differing in manner (e.g., <i>look, peek, glance, stare, glare, scowl</i>) and adjectives differing in intensity (e.g., <i>large, gigantic</i>) by defining or choosing them or by acting out the meanings.</p>	<p>G1 M2 L2DD, L3DD, L5DD, L11DD, L12DD, L21, L30DD, L32, L32DD</p> <p>G1 M3 L1DD, L12DD, L16DD, L23DD, L31</p> <p>G1 M4 L8DD</p>

Strand	Sub-Strand	Standard	Aligned Components of <i>Wit &amp; Wisdom</i>
		<p><b>L.1.6</b>            Use words and phrases acquired through conversations, reading and being read to, and responding to texts, including using frequently occurring conjunctions to signal simple relationships (e.g., <i>because</i>).</p>	<p>G1 M1–4  <i>Wit &amp; Wisdom</i> considers this standard a Continuing Standard. Because it is fundamental to the learning design, it is addressed continually across all lessons and modules.</p>