



WIT & WISDOM[®]

MORE MEANINGFUL ENGLISH

West Virginia College-
and Career-Readiness
Standards for English
Language Arts
Correlation to *Wit & Wisdom*

GRADE 2

January 2020

ABOUT *WIT & WISDOM*

Wit & Wisdom[®] is a Kindergarten through Grade 8 English language arts (ELA) curriculum created by Great Minds[®], an organization that brings together teachers and experts who believe all students deserve access to rich, rigorous content. With *Wit & Wisdom*, every text a student explores is authentic and of the highest quality. Students use these texts at every turn—to learn, and eventually master, essential reading, writing, speaking, listening, grammar, and vocabulary skills. Instead of basals, students read books they love to build knowledge of important topics and to develop and refine literacy skills. All students read and discuss grade-level texts, and the curriculum includes suggestions for supporting this learning at key moments in the lessons.

Wit & Wisdom is composed of four modules per grade level. Each artfully explores a specific topic to develop depth of understanding and inspire curiosity. The core of each module is a selection of literary works, informational texts, and visual art. Modules are made up of approximately 30 lessons that are covered in six to eight weeks. All modules integrate reading, writing, speaking, listening, and language instruction.

Wit & Wisdom integrates ELA strands so that students read to learn; the curriculum does not systematically teach the youngest students to learn to read. For structured foundational skills instruction, *Wit & Wisdom* teacher–writers recommend that early elementary educators use *Wit & Wisdom* alongside a proven, research-based foundational skills program.

HIGH RATINGS

The independent, nonprofit reviewer EdReports.org gives *Wit & Wisdom* top ratings for text quality, building knowledge, and usability. *Wit & Wisdom* is the only ELA resource to receive a Tier 1 designation for all grades, Kindergarten through Grade 8, from the Louisiana Department of Education.

PROVEN RESULTS

Schools and districts nationwide are experiencing increased student engagement and growth with *Wit & Wisdom*. See their stories and data at greatminds.org/english.

ONGOING SUPPORT

To support and sustain successful implementation, *Wit & Wisdom*'s team offers customizable professional development—online or on-site. *Wit & Wisdom* also includes support resources available only from Great Minds:





- Introducing *Wit & Wisdom***
 - Implementation Guide
 - Module 0 (GK–2, G3–5, G6–8)
- Extending *Wit & Wisdom***
 - Family Tip Sheets
 - Volume of Reading text list
 - *Wit & Wisdom* assessment resources (Standards Trackers and Question Sets)
 - The Art of *Wit & Wisdom* (lessons and vocabulary relating to the curriculum's rich artwork)

West Virginia College- and Career-Readiness Standards for English Language Arts Correlation to *Wit & Wisdom*

GRADE 2 ENGLISH LANGUAGE ARTS AND LITERACY CONTENT

The majority of the Grade 2 West Virginia College- and Career-Readiness Standards for English Language Arts are fully covered by Grade 2 of the *Wit & Wisdom* curriculum. The areas where the Grade 2 West Virginia standards and Grade 2 of the *Wit & Wisdom* curriculum do not align will require supplemental materials. A detailed analysis of alignment is provided in the table below. With strategic placement of supplemental materials, students can be successful in achieving the proficiencies of the West Virginia standards while benefiting from the rich texts and knowledge building of *Wit & Wisdom*.

KEY

-  *Wit & Wisdom* fully addresses the West Virginia standard.
-  *Wit & Wisdom* may not completely address the West Virginia standard.
-  *Wit & Wisdom* does not address the West Virginia standard.
-  *Wit & Wisdom* addresses the West Virginia standard at a different grade level.

G = grade level

Examples:

M = module

G2 M1 L6 = Grade 2 Module 1 Lesson 6

L = lesson

G2 M1 L6DD = Grade 2 Module 1 Lesson 6 Deep Dive

DD = Deep Dive

Domain	Cluster	Standard	Aligned Components of <i>Wit & Wisdom</i>
Early Learning Foundations	Fluency	ELA.2.I Read with sufficient accuracy and fluency to support comprehension.	
		<ul style="list-style-type: none"> ▪ Read on-level text with purpose and understanding. 	Supplemental material is necessary to address this standard thoroughly. G2 M1 L1–3 G2 M2 L8
		<ul style="list-style-type: none"> ▪ Read on-level prose and poetry orally with accuracy, appropriate rate, and expression on successive readings. 	Supplemental material is necessary to address this standard thoroughly. G2 M1 L1, L3 G2 M2 L8
	<ul style="list-style-type: none"> ▪ Use context to confirm or self-correct word recognition and understanding, rereading as necessary. 	<i>Wit & Wisdom</i> does not address foundational skills.	
	Phonics and Word Recognition	ELA.2.II Know and apply grade-level phonics and word analysis skills in decoding words.	
		<ul style="list-style-type: none"> ▪ Distinguish long and short vowels when reading regularly spelled one-syllable words. 	<i>Wit & Wisdom</i> does not address foundational skills.
<ul style="list-style-type: none"> ▪ Know spelling-sound correspondences for additional common vowel teams. 		<i>Wit & Wisdom</i> does not address foundational skills.	
<ul style="list-style-type: none"> ▪ Decode regularly spelled two-syllable words with long vowels. 		<i>Wit & Wisdom</i> does not address foundational skills.	
<ul style="list-style-type: none"> ▪ Decode words with common prefixes and suffixes. 		<i>Wit & Wisdom</i> does not address foundational skills.	
<ul style="list-style-type: none"> ▪ Identify words with inconsistent but common spelling-sound correspondences. 		<i>Wit & Wisdom</i> does not address foundational skills.	
<ul style="list-style-type: none"> ▪ Recognize and read grade-appropriate irregularly spelled words. 	<i>Wit & Wisdom</i> does not address foundational skills.		

Domain	Cluster	Standard	Aligned Components of <i>Wit & Wisdom</i>
	Handwriting	ELA.2.III Create readable documents with legible print or cursive as developmentally appropriate.	<i>Wit & Wisdom</i> does not address handwriting.
Reading	Key Ideas and Details	ELA.2.1 Ask and answer key ideas such questions as <i>who, what, where, when, why, and how</i> to demonstrate understanding of key details in literary text.	G2 M1 L1–3, L10–12, L14–17, L19, L25–26 G2 M2 L12, L14, L16, L18–28, L30–35 G2 M3 L5–6, L10–11, L13, L25, L29 G2 M4 L9–16, L22–23, L25–26, L28–29, L32–33
		ELA.2.2 Recount stories, including fables and folktales from diverse cultures and determine their central message, lesson, or moral in literary text.	G2 M1 L2, L11–16, L18, L25, L27–29, L31–32 G2 M2 L12, L14, L17, L19, L21–25, L27, L29, L31–35 G2 M3 L11, L15, L17, L20, L25–26, L28, L30 G2 M4 L11, L13–15
		ELA.2.3 Describe how characters in a story respond to major events and challenges in literary text.	G2 M1 L2, L11–13, L15–19 G2 M2 L12–15, L17–21, L23–24, L27, L29 G2 M3 L17, L22–23, L29–30 G2 M4 L11, L14
		ELA.2.4 Ask and answer such questions as <i>who, what, where, when, why, and how</i> to demonstrate understanding of key details in informational text.	G2 M1 L4–6, L9, L20–22, L24, L30 G2 M2 L1–2, L6, L10–12, L18, L33–35 G2 M3 L1–34 G2 M4 L1–9, L13, L17–31, L33

Domain	Cluster	Standard	Aligned Components of <i>Wit & Wisdom</i>
		<p>ELA.2.5</p> <p>Identify the main topic of a multi-paragraph text as well as the focus of specific paragraphs within informational text.</p>	<p>G2 M1 L5–9, L11, L21, L23, L30–32</p> <p>G2 M2 L2, L4, L7–8, L10, L33–35</p> <p>G2 M3 L3, L9, L11, L17</p> <p>G2 M4 L8–9, L20</p>
		<p>ELA.2.6</p> <p>Describe the connection between a series of historical events, scientific ideas or concepts, or steps in technical procedures in an informational text.</p>	<p>G2 M1 L20, L22–24</p> <p>G2 M2 L3–5, L9, L32</p> <p>G2 M3 L4</p> <p>G2 M4 L5, L18–23</p>
	<p>Craft and Structure</p>	<p>ELA.2.7</p> <p>Describe how words and phrases (e.g., regular beats, alliteration, rhymes, and repeated lines) in literary text supply rhythm and meaning in a story, poem, or song.</p>	<p>G2 M1 L2–3, L13, L15, L26–27, L27DD, L28, L28DD</p> <p>G2 M3 L5–6, L11, L16–18</p> <p>G2 M4 L12</p>
<p>ELA.2.8</p> <p>Describe the overall structure of a story, including describing how the beginning introduces the story and the ending concludes the action in literary text.</p>		<p>G2 M1 L12, L15–17, L27–29</p> <p>G2 M2 L23, L27, L29</p> <p>G2 M3 L27</p>	
<p>ELA.2.9</p> <p>Acknowledge differences in the points of view of characters, including by speaking in a different voice for each character when reading dialogue aloud from literary text.</p>		<p>G2 M1 L3</p> <p>G2 M3 L8, L16, L21, L30</p>	

Domain	Cluster	Standard	Aligned Components of <i>Wit & Wisdom</i>
		<p>ELA.2.10</p> <p>Determine the meaning of words and phrases in informational text relevant to a grade 2 topic or subject area.</p>	<p>G2 M1 L5, L22</p> <p>G2 M2 L2, L8, L11, L16–17</p> <p>G2 M3 L2, L11, L21</p> <p>G2 M4 L1DD, L3DD, L4–5, L5DD, L7DD, L19, L22DD, L23DD, L24DD</p>
		<p>ELA.2.11</p> <p>Know and use various informational text features (e.g., captions, bold print, subheadings, glossaries, indexes, electronic menus, and icons) to locate key facts or information in a text efficiently.</p>	<p>G2 M1 L5–6</p> <p>G2 M2 L1, L7, L11</p> <p>G2 M4 L4–8, L18, L21, L24–25</p>
		<p>ELA.2.12</p> <p>Identify the main purpose of informational text, including what the author wants to answer, explain, or describe.</p>	<p>G2 M2 L4, L10</p> <p>G2 M4 L7, L18, L20, L26, L28</p>
	<p>Integration of Knowledge and Ideas</p>	<p>ELA.2.13</p> <p>Use information gained from the illustrations and words in a print or digital literary text to demonstrate understanding of its characters, setting, or plot.</p>	<p>G2 M1 L10–13, L16–17, L25, L28</p> <p>G2 M2 L24, L26, L28, L30</p> <p>G2 M4 L10, L12–15</p>
		<p>ELA.2.14</p> <p>Compare and contrast two or more versions of the same story (e.g., Cinderella stories) by different authors or from different cultures in a literary text.</p>	<p>G2 M2 L23–25, L28–32</p>

Domain	Cluster	Standard	Aligned Components of <i>Wit & Wisdom</i>
		<p>ELA.2.15</p> <p>Explain how specific images (e.g., a diagram showing how a machine works) contribute to and clarify an informational text.</p>	<p>G2 M1 L15</p> <p>G2 M2 L2, L4</p> <p>G2 M3 L1–5, L7–9, L14, L20</p> <p>G2 M4 L4, L6</p>
		<p>ELA.2.16</p> <p>Describe how reasons support specific points the author makes in an informational text.</p>	<p>G2 M1 L5, L8</p> <p>G2 M4 L8, L21, L27–28</p>
		<p>ELA.2.17</p> <p>Compare and contrast the most important points presented by two informational texts on the same topic.</p>	<p>G2 M1 L10</p> <p>G2 M2 L6, L13, L33</p> <p>G2 M3 L4, L10, L12, L18, L20, L23, L29, L31</p>
	<p>Range of Reading and Text Complexity</p>	<p>ELA.2.18</p> <p>By the end of the year, read and comprehend literature, including stories and poetry, in the grades 2–3 text complexity range proficiently, with scaffolding as needed at the high end of the range.</p>	<p>G2 M1–4</p> <p><i>Wit & Wisdom</i> considers this standard a Continuing Standard. Because it is fundamental to the learning design, it is addressed continually across all lessons and modules.</p>
		<p>ELA.2.19</p> <p>By the end of year, read and comprehend informational texts, including social studies, science, and technical texts, in the grades 2–3 text complexity range proficiently, with scaffolding as needed at the high end of the range.</p>	<p>G2 M1–4</p> <p><i>Wit & Wisdom</i> considers this standard a Continuing Standard. Because it is fundamental to the learning design, it is addressed continually across all lessons and modules.</p>

Domain	Cluster	Standard	Aligned Components of <i>Wit & Wisdom</i>
Writing	Text Types and Purpose	<p>ELA.2.20</p> <p>Write opinion pieces by introducing the topic or text being discussed, stating an opinion, supplying reasons that support the opinion, using linking words (e.g., <i>because</i>, <i>and</i>, or <i>also</i>) to connect opinion and reasons, and providing a concluding statement or section.</p>	G2 M4 L10–16, L22–24, L26–27, L29, L31–32
		<p>ELA.2.21</p> <p>Write informative/explanatory texts by introducing a topic, using facts and definitions to develop points, and providing a concluding statement or section.</p>	<p>G2 M1 L2, L4–6, L8, L11, L13–18, L21–24, L26–27, L29, L31–32</p> <p>G2 M2 L2–5, L7–9, L12–15, L17–19, L22–24, L28–35</p> <p>G2 M3 L5–6, L11–12, L17</p> <p>G2 M4 L3, L6–8, L17–21</p>
		<p>ELA.2.22</p> <p>Write narratives to recount a well-elaborated event or short sequence of events, including details to describe actions, thoughts, and feelings, and using transitional words to signal event order and provide a sense of closure.</p>	G2 M3 L14–23, L25–29, L31–34
	Production and Distribution of Writing	<p>ELA.2.24</p> <p>With guidance and support from adults and collaborative discussions, focus on a topic and strengthen writing as needed by revising and editing.</p>	<p>G2 M1 L14, L19, L26–27, L29–30, L32</p> <p>G2 M2 L5, L7, L12–15, L23DD, L27–29, L32, L35</p> <p>G2 M3 L18, L23, L28–29, L33–34</p> <p>G2 M4 L8, L21, L27, L32</p>
		<p>ELA.2.25</p> <p>With guidance and support from adults, use a variety of digital tools to produce and publish writing, including collaboration with peers.</p>	G2 M2 L21–24

Domain	Cluster	Standard	Aligned Components of <i>Wit & Wisdom</i>
	Research to Build and Present Knowledge	ELA.2.26 Participate in shared research and writing (e.g., read a number of books on a single topic to produce a report; record science observations).	G2 M1 L30 G2 M4 L2–8, L22–30
		ELA.2.27 Recall information from experiences or gather information from provided sources to answer a question.	G2 M1 L8–9, L15, L17, L23, L29–32 G2 M2 L4–5, L9–10, L14–15, L19, L22–24, L30–31, L33–35 G2 M3 L3–6, L8, L10–12, L17, L30–34 G2 M4 L3–8, L13–16, L18–21, L23–31
Speaking and Listening	Comprehension and Collaboration	ELA.2.30 Participate in collaborative conversations with diverse partners about grade 2 topics and texts with peers and adults in small and larger groups.	
		<ul style="list-style-type: none"> ▪ Follow agreed-upon rules for discussions (e.g., gaining the floor in respectful ways, listening to others with care, and speaking one at a time about the topics and texts under discussion). 	G2 M1 L1, L3–10, L12, L21, L31 G2 M2 L10
		<ul style="list-style-type: none"> ▪ Build on others’ talk in conversations by linking comments to the remarks of others. 	G2 M1 L7–9, L22–23, L29 G2 M2 L10
		<ul style="list-style-type: none"> ▪ Ask for clarification and further explanation as needed about the topics and texts under discussion. 	G2 M1 L4, L6–9, L20–23, L29, L31 G2 M3 L10–11, L13, L33–34
		ELA.2.31 Recount or describe key ideas or details from a text read aloud or information presented orally or through other media.	G2 M1 L1–4, L10–11, L15, L17, L20–21, L25, L30, L32 G2 M2 L3, L6–7, L11, L13, L16, L19–20, L26, L28–29 G2 M3 L3–5, L7–10, L17–19, L22, L25–28, L30 G2 M4 L3–9, L11, L13–18, L20–22, L31–32

Domain	Cluster	Standard	Aligned Components of <i>Wit & Wisdom</i>
		<p>ELA.2.32</p> <p>Ask and answer questions about what a speaker says in order to clarify comprehension, gather additional information, or deepen understanding of a topic or issue.</p>	G2 M3 L10–11, L13, L33–34
	Presentation of Knowledge and Ideas	<p>ELA.2.33</p> <p>Tell a story or recount an experience with appropriate facts and relevant, descriptive details, speaking audibly and coherently.</p>	<p>G2 M1 L11</p> <p>G2 M2 L2, L10, L27, L29–30, L32</p> <p>G2 M3 L15–16, L20</p> <p>G2 M4 L17, L31–32</p>
		<p>ELA.2.34</p> <p>Create audio recordings of stories or poems; add drawings or other visual displays to stories or recounts of experiences when appropriate to clarify ideas, thoughts, and feelings.</p>	G2 M2 L24–25
		<p>ELA.2.35</p> <p>Produce complete sentences when appropriate to task and situation in order to provide requested detail or clarification.</p>	<p>G2 M1 L3–9, L11–32</p> <p>G2 M2 L6–12, L16–17, L20–25, L27–29, L32–34</p> <p>G2 M3 L13, L25</p> <p>G2 M4 L32</p>
Language		Conventions of Standard English	<p>ELA.2.36</p> <p>Demonstrate command of the conventions of Standard English grammar and usage when writing or speaking.</p>
		<ul style="list-style-type: none"> ▪ Use collective nouns (e.g., <i>group</i>). 	G2 M2 L25DD, L26DD, L27DD
		<ul style="list-style-type: none"> ▪ Form and use frequently occurring irregular plural nouns (e.g., <i>feet, children, teeth, mice, and fish</i>). 	G2 M2 L6DD, L7DD, L8DD, L25DD, L27DD

Domain	Cluster	Standard	Aligned Components of Wit & Wisdom
		<ul style="list-style-type: none"> Use reflexive pronouns (e.g., <i>myself</i> or <i>ourselves</i>). 	G2 M4 L10DD, L12DD, L16
		<ul style="list-style-type: none"> Form and use the past tense of frequently occurring irregular verbs (e.g., <i>sat</i>, <i>hid</i>, or <i>told</i>). 	G2 M2 L20DD, L21DD, L22DD, L23DD
		<ul style="list-style-type: none"> Use adjectives and adverbs and choose between them depending on what is to be modified. 	G2 M1 L12DD, L13, L13DD, L14DD, L18, L27, L29 G2 M2 L19DD, L34 G2 M3 L5DD, L8DD, L9DD, L10DD, L14DD, L15, L15DD, L18DD, L22, L22DD G2 M4 L30
		<ul style="list-style-type: none"> Produce, expand, and rearrange complete simple and compound sentences (e.g., <i>the boy watched the movies; the little boy watched the movie; the action movie was watched by the little boy</i>). 	G2 M1 L7DD, L8DD, L9DD, L10DD, L13, L16DD, L17DD, L18, L19DD, L23DD, L24, L24DD, L27, L28DD, L29, L31DD, L32 G2 M2 L30DD, L33–35 G2 M3 L15DD, L17DD, L21DD, L22DD, L23DD
		<p>ELA.2.37</p> <p>Demonstrate command of the conventions of Standard English capitalization, punctuation, and spelling when writing.</p>	
		<ul style="list-style-type: none"> Capitalize holidays, product names, and geographic names. 	G2 M2 L11DD, L12DD, L15DD, L26
		<ul style="list-style-type: none"> Use commas in greetings and closings of letters. 	G2 M4 L19DD, L20DD
		<ul style="list-style-type: none"> Use an apostrophe to form contractions and frequently occurring possessives. 	G2 M4 L4DD, L6DD, L8DD, L16DD, L17DD, L18DD, L21DD
		<ul style="list-style-type: none"> Generalize learned spelling patterns when writing words (e.g., <i>cage/badge; boy/boil</i>). 	G2 M4 L25DD, L26DD, L27DD
		<ul style="list-style-type: none"> Consult reference materials, including beginning dictionaries, as needed to check and correct spellings. 	G2 M2 L14DD G2 M4 L25DD, L26DD, L27DD

Domain	Cluster	Standard	Aligned Components of <i>Wit & Wisdom</i>
	Knowledge of Language	ELA.2.38 Use knowledge of language and its conventions when writing, speaking, reading, or listening. <ul style="list-style-type: none"> ▪ Compare formal and informal uses of English. 	G2 M1 L10DD G2 M4 L16, L20, L32DD
	Vocabulary Acquisition and Use	ELA.2.39 Determine or clarify the meaning of unknown and multiple-meaning words and phrases based on <i>grade 2 reading and content</i> , choosing flexibly from an array of strategies. <ul style="list-style-type: none"> ▪ Use sentence-level context as a clue to the meaning of a word or phrase. ▪ Determine the meaning of the new word formed when a known prefix is added to a known word (e.g., <i>happy/unhappy</i>, and <i>tell/retell</i>). ▪ Use a known root word as a clue to the meaning of an unknown word with the same root (e.g., <i>addition</i> and <i>additional</i>). ▪ Use knowledge of the meaning of individual words to predict the meaning of compound words (e.g., <i>birdhouse</i>, <i>lighthouse</i>, <i>housefly</i>; <i>bookshelf</i>, <i>notebook</i>, and <i>bookmark</i>). 	G2 M1 L5, L5DD, L6DD, L22DD, L26, L26DD, L28 G2 M2 L2, L3DD, L8, L9DD, L10DD, L11, L16DD, L24DD G2 M3 L2, L2DD, L25DD, L26DD, L30DD G2 M4 L1DD, L2DD, L5, L7DD, L15DD G2 M1 L21DD, L26 G2 M2 L29DD G2 M3 L1DD, L11DD, L19DD, L27DD, L29DD, L30DD G2 M4 L28DD G2 M1 L21DD, L26 G2 M2 L1DD, L10DD, L18DD G2 M3 L7DD, L19DD G2 M1 L3DD G2 M3 L13DD, L24DD, L28DD

Domain	Cluster	Standard	Aligned Components of <i>Wit & Wisdom</i>
		<ul style="list-style-type: none"> Use glossaries and beginning dictionaries, both print and digital, to determine or clarify the meaning of words and phrases. 	<p>G2 M1 L1DD, L2DD, L3DD, L4DD, L5DD, L6DD, L11DD, L15DD, L22DD, L26DD, L27DD</p> <p>G2 M2 L8, L9DD, L10DD, L14DD, L17DD, L18DD, L24DD</p> <p>G2 M3 L25DD</p> <p>G2 M4 L2DD, L3DD, L7DD</p>
		<p>ELA.2.40 Demonstrate understanding of figurative language, word relationships, and nuances in word meanings.</p>	
		<ul style="list-style-type: none"> Identify real-life connections between words and their use (e.g., describe foods that are <i>spicy</i> or <i>juicy</i>). 	<p>G2 M1 L4DD, L5DD, L15DD, L20DD</p> <p>G2 M2 L2DD, L3, L3DD, L4DD, L5DD, L13, L13DD, L17DD, L26, L26DD</p> <p>G2 M3 L3DD, L4DD, L6DD, L7, L11, L12DD, L16DD, L20DD, L21, L24</p> <p>G2 M4 L5DD, L11DD, L13DD, L14DD, L15DD, L22DD, L23DD, L24DD, L29DD</p>
		<ul style="list-style-type: none"> Distinguish shades of meaning among closely related verbs (e.g., <i>toss</i>, <i>throw</i>, and <i>hurl</i>) and closely related adjectives (e.g., <i>thin</i>, <i>slender</i>, <i>skinny</i>, and <i>scrawny</i>). 	<p>G2 M1 L11DD, L12DD, L14DD</p> <p>G2 M2 L2DD, L28DD</p> <p>G2 M3 L6DD, L8DD, L16DD, L20DD</p> <p>G2 M4 L11DD</p>
		<p>ELA.2.41 Use words and phrases acquired through conversations, reading, being read to, and responding to texts; use adjectives and adverbs to describe (e.g., <i>when other kids are happy</i>, <i>that makes me happy</i>).</p>	