



WIT & WISDOM[®]

MORE MEANINGFUL ENGLISH

West Virginia College-
and Career-Readiness
Standards for English
Language Arts
Correlation to *Wit & Wisdom*

GRADE 6

January 2020

ABOUT *WIT & WISDOM*

Wit & Wisdom® is a Kindergarten through Grade 8 English language arts (ELA) curriculum created by Great Minds®, a nonprofit that brings together teachers and experts who believe all students deserve access to rich, rigorous content. With *Wit & Wisdom*, every text a student explores is authentic and of the highest quality. Students use these texts at every turn—to learn, and eventually master, essential reading, writing, speaking, listening, grammar, and vocabulary skills. Instead of basals, students read books they love to build knowledge of important topics and to develop and refine literacy skills. All students read and discuss grade-level texts, and the curriculum includes suggestions for supporting this learning at key moments in the lessons.

Wit & Wisdom is composed of four modules per grade level. Each artfully explores a specific topic to develop depth of understanding and inspire curiosity. The core of each module is a selection of literary works, informational texts, and visual art. Modules are made up of approximately 30 lessons that are covered in six to eight weeks. All modules integrate reading, writing, speaking, listening, and language instruction.

HIGH RATINGS

The independent, nonprofit reviewer EdReports.org gives *Wit & Wisdom* top ratings for text quality, building knowledge, and usability. *Wit & Wisdom* is the only ELA resource to receive a Tier 1 designation for all grades, Kindergarten through Grade 8, from the Louisiana Department of Education.

PROVEN RESULTS

Schools and districts nationwide are experiencing increased student engagement and growth with *Wit & Wisdom*. See their stories and data at greatminds.org/english.

ONGOING SUPPORT

To support and sustain successful implementation, *Wit & Wisdom*'s team offers customizable professional development—online or on-site.

Wit & Wisdom also includes support resources available only from Great Minds:

- Introducing *Wit & Wisdom***
 - Implementation Guide
 - Module 0 (GK–2, G3–5, G6–8)





- Extending *Wit & Wisdom***
 - Family Tip Sheets
 - Volume of Reading text list
 - *Wit & Wisdom* assessment resources (Standards Trackers and Question Sets)
 - The Art of *Wit & Wisdom* (lessons and vocabulary relating to the curriculum's rich artwork)

West Virginia College- and Career-Readiness Standards for English Language Arts Correlation to *Wit & Wisdom*

GRADE 6 ENGLISH LANGUAGE ARTS AND LITERACY CONTENT

The Grade 6 West Virginia College- and Career-Readiness Standards for English Language Arts are fully covered by Grade 6 of the *Wit & Wisdom* curriculum. A detailed analysis of alignment is provided in the table below. With strategic placement of supplemental materials, students can be successful in achieving the proficiencies of the West Virginia standards while benefiting from the rich texts and knowledge building of *Wit & Wisdom*.

KEY

-  *Wit & Wisdom* fully addresses the West Virginia standard.
-  *Wit & Wisdom* may not completely address the West Virginia standard.
-  *Wit & Wisdom* does not address the West Virginia standard.
-  *Wit & Wisdom* addresses the West Virginia standard at a different grade level.

G = grade level

Examples:

M = module

G6 M1 L6 = Grade 6 Module 1 Lesson 6

L = lesson

G6 M1 L6DD = Grade 6 Module 1 Lesson 6 Deep Dive

DD = Deep Dive

Domain	Cluster	Standard	Aligned Components of <i>Wit & Wisdom</i>
Reading	Key Ideas and Details	<p>ELA.6.1</p> <p>Cite textual evidence to support analysis of what the literary text says explicitly as well as inferences drawn from the text.</p>	<p>G6 M1 L1–13, L15–16, L18–34</p> <p>G6 M2 L1–25, L27, L29–31, L34–36</p> <p>G6 M3 L1, L1DD, L2–15, L17–21, L24, L26DD, L27, L30–32, L35–38</p> <p>G6 M4 L1, L8, L29, L31–32</p>
		<p>ELA.6.2</p> <p>Determine a theme or central idea of a literary text and how it is conveyed through particular details; provide a summary of the text distinct from personal opinions or judgments.</p>	<p>G6 M1 L11, L18–21, L23–24, L27–29, L33</p> <p>G6 M2 L5–7, L9, L11, L13, L15, L17–18, L21, L23, L25, L29–30</p> <p>G6 M3 L2–3, L5, L9, L14DD, L18</p>
		<p>ELA.6.3</p> <p>Describe how a particular story’s or drama’s plot unfolds in a series of events and how the characters respond or change as the plot moves toward a resolution.</p>	<p>G6 M1 L2–5, L7–8, L11–16, L18–32, L34</p> <p>G6 M2 L2–18, L21–25, L29–31, L36</p> <p>G6 M3 L3–4, L6–8, L10, L12–15</p>
		<p>ELA.6.4</p> <p>Cite textual evidence to support analysis of what the informational text says explicitly as well as inferences drawn from the text.</p>	<p>G6 M1 L6–7, L9–10, L17–18, L21, L23</p> <p>G6 M2 L8, L22, L28</p> <p>G6 M3 L5, L9, L16–17, L17DD, L19–23, L25–26, L26DD, L27, L27DD, L28–38</p> <p>G6 M4 L1–2, L2DD, L3, L3DD, L4–16, L16DD, L17–28, L30–32</p>

Domain	Cluster	Standard	Aligned Components of <i>Wit & Wisdom</i>
		<p>ELA.6.5</p> <p>Determine a central idea of an informational text and how it is conveyed through particular details; provide a summary of the text distinct from personal opinions or judgments.</p>	<p>G6 M1 L17–18, L21</p> <p>G6 M2 L28–29</p> <p>G6 M3 L16–17, L19, L21–23, L25–29, L33</p> <p>G6 M4 L2DD, L3–4, L7, L10–13, L15–22, L24–26, L30</p>
		<p>ELA.6.6</p> <p>Analyze in detail how a key individual, event, or idea is introduced, illustrated, and developed in an informational text (e.g., through examples or anecdotes).</p>	<p>G6 M1 L18</p> <p>G6 M2 L22, L28</p> <p>G6 M3 L5, L9, L16–17, L17DD, L22, L25–27, L27DD, L28–29, L31, L34</p> <p>G6 M4 L2, L2DD, L3, L3DD, L4–14, L16–17, L19–20, L24–25</p>
	<p>Craft and Structure</p>	<p>ELA.6.7</p> <p>Determine the meaning of words and phrases as they are used in a literary text, including figurative and connotative meanings; analyze the impact of a specific word choice on meaning and tone.</p>	<p>G6 M1 L4, L5DD, L8–14, L14DD, L19–20, L22–23, L26–27</p> <p>G6 M2 L1–8, L10, L10DD, L11, L11DD, L12–14, L16, L16DD, L21–22, L22DD, L23DD, L24DD, L25, L29, L34–35</p> <p>G6 M3 L2DD, L3–5, L7, L7DD, L8–11, L12DD, L14DD</p> <p>G6 M4 L5DD, L9DD</p>

Domain	Cluster	Standard	Aligned Components of <i>Wit & Wisdom</i>
		<p>ELA.6.8</p> <p>Analyze how a particular sentence, chapter, scene, or stanza fits into the overall structure of a literary text and contributes to the development of the theme, setting, or plot.</p>	<p>G6 M1 L5, L7–8, L13–14, L25, L28</p> <p>G6 M2 L2–4, L8–18, L29–30, L34, L36</p> <p>G6 M3 L3, L5, L9, L17</p>
		<p>ELA.6.9</p> <p>Explain how an author develops the point of view of the narrator or speaker in a literary text.</p>	<p>G6 M2 L24</p> <p>G6 M3 L8, L10–11, L15, L20</p>
		<p>ELA.6.10</p> <p>Determine the meaning of words and phrases as they are used in an informational text, including figurative, connotative, and technical meanings.</p>	<p>G6 M1 L1DD, L6, L8, L8DD, L15, L18DD, L25</p> <p>G6 M2 L7DD, L9DD, L23DD, L24DD, L28–29, L32</p> <p>G6 M3 L5, L8–9, L16DD, L22DD, L25DD, L28, L32DD, L33DD</p> <p>G6 M4 L1–2, L2DD, L3–4, L4DD, L5, L5DD, L6–7, L7DD, L8–9, L9DD, L11, L13–14, L15DD, L16, L20–21, L23DD, L24, L25DD, L30, L30DD</p>
		<p>ELA.6.11</p> <p>Analyze how a particular sentence, paragraph, chapter, or section fits into the overall structure of an informational text and contributes to the development of the ideas.</p>	<p>G6 M2 L8</p> <p>G6 M3 L22, L26</p> <p>G6 M4 L2, L7, L15–16, L18, L22, L24, L26</p>

Domain	Cluster	Standard	Aligned Components of <i>Wit & Wisdom</i>
		<p>ELA.6.12</p> <p>Determine an author’s point of view or purpose in an informational text and explain how it is communicated in the text.</p>	<p>G6 M3 L16, L19, L27–28, L30</p> <p>G6 M4 L6–7, L9–10, L12, L27</p>
	<p>Integration of Knowledge and Ideas</p>	<p>ELA.6.13</p> <p>Compare and contrast the experience of reading a story, drama, or poem to listening to or viewing an audio, video, or live version of the literary text, including contrasting what is “seen” and “heard” when reading the text to what is perceived when listening or watching.</p>	<p>G6 M2 L21, L23, L25</p>
<p>ELA.6.14</p> <p>Compare and contrast literary texts in different forms or genres (e.g., stories, poems, historical novels, and fantasy stories) in terms of their approaches to similar themes and topics.</p>		<p>G6 M1 L6–7, L9–11, L11DD, L22, L24</p>	
<p>ELA.6.15</p> <p>Integrate information presented in different media or formats (e.g., visually and/or quantitatively) and in words to develop a coherent understanding of a topic or issue.</p>		<p>G6 M1 L9, L17–18, L21</p> <p>G6 M2 L8</p> <p>G6 M3 L27</p> <p>G6 M4 L2–6, L25, L30–31</p>	

Domain	Cluster	Standard	Aligned Components of <i>Wit & Wisdom</i>
		<p>ELA.6.16</p> <p>Trace and evaluate the argument and specific claims in an informational text, distinguishing claims that are supported by reasons and evidence from claims that are not.</p>	G6 M3 L17, L22, L28
		<p>ELA.6.17</p> <p>Compare and contrast two authors' presentations of events (e.g., a memoir written by and a biography on the same person) in informational text.</p>	<p>G6 M1 L6–7, L9–10</p> <p>G6 M3 L21, L27, L27DD, L30–31</p> <p>G6 M4 L17DD</p>
	<p>Range of Reading and Text Complexity</p>	<p>ELA.6.18</p> <p>By the end of the year, read and comprehend literature, including stories, dramas, and poetry, in the grades 6–8 text complexity range proficiently, with scaffolding as needed at the high end of the range.</p>	<p>G6 M1–4</p> <p><i>Wit & Wisdom</i> considers this standard a Continuing Standard. Because it is fundamental to the learning design, it is addressed continually across all lessons and modules.</p>
		<p>ELA.6.19</p> <p>By the end of the year, read and comprehend nonfiction and other informational texts in the grades 6–8 text complexity range proficiently, with scaffolding as needed at the high end of the range.</p>	<p>G6 M1–4</p> <p><i>Wit & Wisdom</i> considers this standard a Continuing Standard. Because it is fundamental to the learning design, it is addressed continually across all lessons and modules.</p>

Domain	Cluster	Standard	Aligned Components of <i>Wit & Wisdom</i>
Writing	Text Types and Purposes	ELA.6.20	
		Write arguments to support claims with clear reasons and relevant evidence.	
		<ul style="list-style-type: none"> ▪ Introduce claim(s) and organize the reasons and evidence clearly. 	G6 M3 L6–7, L13, L18, L35
		<ul style="list-style-type: none"> ▪ Support claim(s) with clear reasons and relevant evidence, using credible sources and demonstrating an understanding of the topic or text. 	G6 M3 L6–7, L11, L13, L35
		<ul style="list-style-type: none"> ▪ Use words, phrases, and clauses to clarify the relationships among claim(s) and reasons. 	G6 M2 L31
		<ul style="list-style-type: none"> ▪ Establish and maintain a formal style. 	G6 M3 L37DD
		<ul style="list-style-type: none"> ▪ Provide a concluding statement or section that follows from the argument presented. 	G6 M3 L18
		ELA.6.21	
		Write informative/explanatory texts to examine a topic and convey ideas, concepts, and information through the selection, organization, and analysis of relevant content.	
		<ul style="list-style-type: none"> ▪ Introduce a topic; organize ideas, concepts, and information using strategies such as definition, classification, comparison/contrast, and cause/effect; include formatting (e.g., headings), graphics (e.g., charts or tables), and multimedia when useful to aid comprehension. 	G6 M1 L3–4, L7, L13, L16, L19, L24–25, L29 G6 M3 L16 G6 M4 L27

Domain	Cluster	Standard	Aligned Components of <i>Wit & Wisdom</i>
		<ul style="list-style-type: none"> ▪ Develop the topic with relevant facts, definitions, concrete details, quotations, or other information and examples. 	<p>G6 M1 L4, L6–7, L10–11, L16, L18–21, L23, L25, L29</p> <p>G6 M2 L27</p> <p>G6 M3 L8, L16, L28</p> <p>G6 M4 L6–7, L12, L21–22, L24–27</p>
		<ul style="list-style-type: none"> ▪ Use appropriate transitions to clarify the relationships among ideas and concepts. 	<p>G6 M1 L2DD, L7DD, L8, L10–11, L12DD, L16, L20–21, L25, L29, L32DD, L34</p> <p>G6 M2 L15DD, L31, L34DD, L35DD</p> <p>G6 M3 L8, L16, L28, L31</p> <p>G6 M4 L6, L12, L22</p>
		<ul style="list-style-type: none"> ▪ Use precise language and domain-specific vocabulary to inform about or explain the topic. 	<p>G6 M1 L23DD, L32DD, L33DD</p> <p>G6 M2 L23DD</p> <p>G6 M3 L8, L28</p>
		<ul style="list-style-type: none"> ▪ Establish and maintain a formal style. 	<p>G6 M1 L23DD, L24DD, L29, L30DD, L32DD, L33DD</p> <p>G6 M3 L8, L16, L28, L31</p> <p>G6 M4 L6–7, L12, L22, L27</p>
		<ul style="list-style-type: none"> ▪ Provide a concluding statement or section that follows from the information or explanation presented. 	<p>G6 M1 L8, L24–25</p> <p>G6 M4 L22, L27</p>

Domain	Cluster	Standard	Aligned Components of <i>Wit & Wisdom</i>
		<p>ELA.6.2.2</p> <p>Write narratives to develop real or imagined experiences or events using effective technique, relevant descriptive details, and well-structured event sequences.</p>	
		<ul style="list-style-type: none"> ▪ Engage and orient the reader by establishing a context and introducing a narrator and/or characters; organize an event sequence that unfolds naturally and logically. 	G6 M2 L2–4, L7–8, L20–21, L24, L27, L31–33
		<ul style="list-style-type: none"> ▪ Use narrative techniques, such as dialogue, pacing, and description, to develop experiences, events, and/or characters. 	G6 M2 L15–16, L19, L21, L27, L31
		<ul style="list-style-type: none"> ▪ Use a variety of transition words, phrases, and clauses to convey sequence and signal shifts from one time frame or setting to another. 	G6 M1 L2DD G6 M2 L15DD, L27, L31, L34DD G6 M4 L6
		<ul style="list-style-type: none"> ▪ Use precise words and phrases, relevant descriptive details, and sensory language to convey experiences and events. 	G6 M2 L7–8, L23DD, L31
		<ul style="list-style-type: none"> ▪ Provide a conclusion that follows from the narrated experiences or events. 	G6 M2 L32 G6 M3 L33, L36

Domain	Cluster	Standard	Aligned Components of <i>Wit & Wisdom</i>
	Production and Distribution of Writing	ELA.6.23 Produce clear and coherent writing in which the development, organization, and style are appropriate to task, purpose, and audience. (Grade-specific expectations for writing types are defined in Text Types and Purposes.)	G6 M1 L5, L10–11, L16, L20, L20DD, L21, L22DD, L23DD, L24DD, L25, L29, L30DD, L31–32, L32DD, L33, L33DD, L34, L34DD G6 M2 L9, L18, L27, L29, L32–34, L34DD, L35–36 G6 M3 L8, L15, L19, L31, L33, L36–38 G6 M4 L6, L12, L22, L27, L29
ELA.6.24 With some guidance and support from peers and adults, develop and strengthen writing as needed by planning, revising, editing, rewriting, or trying a new approach. (Editing for conventions should demonstrate command of Language standards up to and including grade 6.)		G6 M1 L12DD, L21DD, L30–31, L32DD, L33, L33DD, L34, L34DD G6 M2 L21, L24–25, L31, L33–34, L34DD, L35, L35DD G6 M3 L35–37, L37DD, L38 G6 M4 L21–22, L26–27, L29, L29DD, L30	
ELA.6.25 Use technology, including the Internet, to produce and publish writing as well as to interact and collaborate with others; demonstrate sufficient command of keyboarding skills to type efficiently and accurately.		G6 M2 L25–26, L29, L34–36 G6 M3 L38	
	Research to Build and Present Knowledge	ELA.6.26 Conduct short research projects to answer a question, drawing on several sources and refocusing the inquiry when appropriate.	G6 M3 L20, L33

Domain	Cluster	Standard	Aligned Components of <i>Wit & Wisdom</i>
		<p>ELA.6.27</p> <p>Gather relevant information from multiple print and digital sources; assess the credibility of each source; and quote or paraphrase the data and conclusions of others while avoiding plagiarism and providing basic bibliographic information for sources.</p>	<p>G6 M3 L20, L33</p> <p>G6 M4 L4–6, L10, L12–13, L19–26</p>
		<p>ELA.6.28</p> <p>Draw evidence from literary or informational texts to support analysis, reflection, and research.</p>	
		<ul style="list-style-type: none"> ▪ Apply grade 6 Reading standards to literature (e.g., “compare and contrast texts in different forms or genres [e.g., stories, poems, historical novels, and fantasy stories] in terms of their approaches to similar themes and topics”). 	<p>G6 M1 L4–5, L11, L16, L18–20, L23–25, L27–29</p> <p>G6 M2 L25, L27, L29</p> <p>G6 M3 L7–8, L14–15, L31</p>
		<ul style="list-style-type: none"> ▪ Apply grade 6 Reading standards to nonfiction and other informational texts (e.g., “trace and evaluate the argument and specific claims in a text, distinguishing claims that are supported by reasons and evidence from claims that are not”). 	<p>G6 M2 L27–28</p> <p>G6 M3 L16, L19, L28, L31, L38</p> <p>G6 M4 L6–7, L12, L22, L27</p>

Domain	Cluster	Standard	Aligned Components of <i>Wit & Wisdom</i>
	Range of Writing	<p>ELA.6.29</p> <p>Write routinely over extended time frames (time for research, reflection, and revision) and shorter time frames (a single sitting or a day or two) for a range of discipline-specific tasks, purposes, and audiences.</p>	<p>G6 M1 L1–2, L4–6, L8–9, L11–15, L22–24, L26, L30</p> <p>G6 M2 L1–5, L10–11, L13, L19–26, L28–31</p> <p>G6 M3 L1–6, L8–14, L17–18, L21–27, L29–30, L32–34</p> <p>G6 M4 L1–9, L11–21, L23–26, L28, L30DD, L31–32</p>
Speaking and Listening	Comprehension and Collaboration	<p>ELA.6.30</p> <p>Engage effectively in a range of collaborative discussions (one-on-one, in groups, and teacher-led) with diverse partners on grade 6 topics, texts, and issues, building on others’ ideas and expressing ideas clearly.</p> <ul style="list-style-type: none"> ▪ Come to discussions prepared, having read or studied required material; explicitly draw on that preparation by referring to evidence on the topic, text, or issue to probe and reflect on ideas under discussion. ▪ Follow rules for shared discussions, set specific goals and deadlines, and define individual roles as needed. 	<p>G6 M1 L6, L9, L12, L14–15, L23, L26</p> <p>G6 M2 L21–22, L25, L28, L36</p> <p>G6 M3 L2, L9–10, L12, L18, L24–26, L32</p> <p>G6 M4 L8–9, L13, L28, L32</p> <p>G6 M1 L3, L6, L9, L12, L14–15, L23, L26, L28–32, L34</p> <p>G6 M2 L25, L28, L32–35</p> <p>G6 M3 L9, L18, L32</p> <p>G6 M4 L28, L32</p>

Domain	Cluster	Standard	Aligned Components of <i>Wit & Wisdom</i>
		<ul style="list-style-type: none"> ▪ Pose and respond to specific questions with elaboration and detail by making comments that contribute to the topic, text, or issue under discussion. 	<p>G6 M1 L6, L9, L12, L14–15, L17, L23, L29–30</p> <p>G6 M2 L21–22, L25, L28, L36</p> <p>G6 M3 L2, L9–10, L12, L18, L24–26, L29–30, L32</p> <p>G6 M4 L8–9, L13, L28, L32</p>
		<ul style="list-style-type: none"> ▪ Review the key ideas expressed and demonstrate understanding of multiple perspectives through reflection and paraphrasing. 	<p>G6 M1 L9, L12</p> <p>G6 M2 L25–26, L30, L36</p> <p>G6 M3 L9–10, L12, L18, L24, L29–30, L32–33</p> <p>G6 M4 L8–9, L13, L28, L32</p>
		<p>ELA.6.31</p> <p>Interpret information presented in diverse media and formats (e.g., visually, quantitatively, and/or orally) and explain how it contributes to a topic, text, or issue under study.</p>	<p>G6 M1 L2, L6, L9–10, L14, L17–21, L29</p> <p>G6 M2 L1, L4, L6–8, L10, L19–25, L36</p> <p>G6 M3 L4–5, L9, L17–18, L21, L23–24, L26–27, L32–33</p> <p>G6 M4 L1–6, L8–10, L12–13, L17, L25, L30</p>
		<p>ELA.6.32</p> <p>Delineate a speaker’s argument and specific claims, distinguishing claims that are supported by reasons and evidence from claims that are not.</p>	<p>G6 M3 L17</p> <p>G6 M4 L11, L28, L32</p>

Domain	Cluster	Standard	Aligned Components of <i>Wit & Wisdom</i>
	Presentation of Knowledge and Ideas	ELA.6.33 Present claims and findings, sequencing ideas logically and using pertinent descriptions, facts, and details, to accentuate main ideas or themes; use appropriate eye contact, adequate volume, and clear pronunciation.	G6 M1 L18, L29 G6 M2 L6, L9, L13, L15, L17–18, L26, L30, L36 G6 M3 L9, L18, L27, L32–33 G6 M4 L13, L28
ELA.6.34 Include multimedia components (e.g., graphics, images, music, and/or sound) and visual displays in presentations to clarify information.		G6 M2 L23, L25–26, L31, L36 G6 M3 L33	
ELA.6.35 Adapt speech to a variety of contexts and tasks, demonstrating command of formal English when indicated or appropriate. (See grade 6 Language standards for specific expectations.)		G6 M1 L14–15, L18–21, L23, L26, L28–29, L32, L34 G6 M2 L5–7, L10–18, L21, L25–26, L30, L32–33, L35–36 G6 M3 L2–3, L9, L18, L23, L32–33 G6 M4 L13, L28, L32	
Language	Conventions of Standard English	ELA.6.36 Demonstrate command of the conventions of Standard English grammar and usage when writing or speaking.	
		<ul style="list-style-type: none"> ▪ Ensure that pronouns are in the proper case (subjective, objective, or possessive). 	G6 M2 L4DD, L5DD, L13DD, L34DD, L35DD G6 M3 L19, L24DD, L31, L35DD, L36–37, L37DD, L38 G6 M4 L29

Domain	Cluster	Standard	Aligned Components of Wit & Wisdom
		<ul style="list-style-type: none"> ▪ Use intensive pronouns (e.g., <i>myself</i> or <i>ourselves</i>). 	G6 M2 L18DD, L19DD, L20DD, L27, L34DD, L35DD
		<ul style="list-style-type: none"> ▪ Recognize and correct inappropriate shifts in pronoun number and person. 	G6 M3 L4DD, L5DD, L8, L8DD, L9DD, L10DD, L15, L15DD, L19, L31, L35DD, L36–37, L37DD, L38 G6 M4 L12, L22, L29
		<ul style="list-style-type: none"> ▪ Recognize and correct vague pronouns (i.e., ones with unclear or ambiguous antecedents). 	G6 M2 L27 G6 M3 L5DD G6 M4 L6DD, L8DD, L11DD, L12, L12DD, L22, L27, L27DD, L29DD
		<ul style="list-style-type: none"> ▪ Recognize variations from Standard English in one’s own and others’ writing and speaking; identify and use strategies to improve expression in conventional language. 	G6 M1 L3DD, L23DD, L24DD, L25, L29, L30DD, L32DD, L33, L33DD, L34, L34DD G6 M2 L23DD G6 M3 L9, L18
		<p>ELA.6.37</p> <p>Demonstrate command of the conventions of Standard English capitalization, punctuation, and spelling when writing.</p>	
		<ul style="list-style-type: none"> ▪ Use punctuation (commas, parentheses, or dashes) to set off nonrestrictive/parenthetical elements. 	G6 M2 L25DD, L27DD, L28DD, L31DD, L32DD, L33DD, L34DD, L35DD
		<ul style="list-style-type: none"> ▪ Spell correctly. 	G6 M2 L25–27, L32–35 G6 M3 L37DD

Domain	Cluster	Standard	Aligned Components of <i>Wit & Wisdom</i>
	Knowledge of Language	ELA.6.38	
		Use knowledge of language and its conventions when writing, speaking, reading, or listening.	
		<ul style="list-style-type: none"> ▪ Vary sentence patterns for meaning, reader/listener interest, and style. 	<p>G6 M1 L2DD, L7DD, L10–11, L12DD, L16, L20DD, L21, L21DD, L22DD, L25, L29, L33–34, L34DD</p> <p>G6 M2 L32–34</p> <p>G6 M3 L8, L15, L17DD, L18DD, L19, L19DD, L27DD, L28DD, L31, L31DD, L36, L36DD, L37, L37DD, L38</p> <p>G6 M4 L7, L22, L29</p>
<ul style="list-style-type: none"> ▪ Maintain consistency in style and tone. 	<p>G6 M1 L23DD, L24DD, L25, L29, L30DD, L32DD, L33, L33DD, L34, L34DD</p> <p>G6 M2 L34, L34DD</p> <p>G6 M4 L17DD, L19DD, L20DD, L22, L22DD, L27, L27DD, L29DD</p>		
	Vocabulary Acquisition and Use	ELA.6.39	
		Determine or clarify the meaning of unknown and multiple-meaning words and phrases based on grade 6 reading and content, choosing flexibly from a range of strategies.	

Domain	Cluster	Standard	Aligned Components of <i>Wit & Wisdom</i>
		<ul style="list-style-type: none"> ▪ Use context (e.g., the overall meaning of a sentence or paragraph; a word’s position or function in a sentence) as a clue to the meaning of a word or phrase. 	<p>G6 M1 L1DD, L5, L5DD, L6, L6DD, L8, L8DD, L11, L15, L15DD, L16DD, L18DD, L20, L25, L25DD, L26DD, L27, L27DD</p> <p>G6 M2 L3DD, L5, L6DD, L7, L7DD, L8DD, L9DD, L10, L11DD, L14DD, L16DD, L24DD, L25, L28–29, L32</p> <p>G6 M3 L1DD, L3, L3DD, L5, L6DD, L7, L9, L13DD, L14DD, L16, L16DD, L22DD, L25DD, L28, L32DD, L33DD</p> <p>G6 M4 L1, L2DD, L3–6, L7DD, L8–9, L9DD, L11, L13, L15DD, L16, L20, L23DD, L24, L25DD, L28DD, L30DD</p>
		<ul style="list-style-type: none"> ▪ Use common, grade-appropriate Greek or Latin affixes and roots as clues to the meaning of a word (e.g., <i>audience</i>, <i>auditory</i>, and <i>audible</i>). 	<p>G6 M1 L15DD, L16DD, L18DD, L25DD</p> <p>G6 M2 L2, L2DD, L3DD, L6DD, L7DD, L8DD, L9DD, L24DD</p> <p>G6 M3 L2DD, L6DD, L11DD, L13DD, L16DD, L29DD, L32DD, L33DD</p> <p>G6 M4 L3, L3DD, L10DD, L13DD, L21DD, L28DD</p>
		<ul style="list-style-type: none"> ▪ Consult reference materials (e.g., dictionaries, glossaries, and/or thesauruses), both print and digital, to find the pronunciation of a word or determine or clarify its precise meaning or its part of speech. 	<p>G6 M1 L15DD, L16DD, L18DD</p> <p>G6 M3 L7DD, L12DD, L13DD, L33</p> <p>G6 M4 L4DD, L9DD, L14, L16DD, L21DD, L24DD, L25DD, L26DD</p>

Domain	Cluster	Standard	Aligned Components of <i>Wit & Wisdom</i>
		<ul style="list-style-type: none"> ▪ Verify the initial determination of the meaning of a word or phrase (e.g., by checking the inferred meaning in context or in a dictionary). 	<p>G6 M1 L1DD, L15DD, L16DD</p> <p>G6 M2 L14DD, L24DD, L28–29, L32</p> <p>G6 M3 L1DD, L2DD, L3, L3DD, L5, L6DD, L7, L7DD, L9, L12DD, L13DD, L14DD, L16DD, L22DD, L25DD, L32DD, L33, L33DD</p> <p>G6 M4 L2DD, L4–6, L7DD, L8–9, L9DD, L11, L13, L15DD, L18, L18DD, L21DD</p>
		<p>ELA.6.40</p> <p>Demonstrate understanding of figurative language, word relationships, and nuances in word meanings.</p>	
		<ul style="list-style-type: none"> ▪ Interpret figures of speech (e.g., personification) in context. 	<p>G6 M1 L8–9, L11, L14DD, L19, L19DD, L20, L26, L26DD, L27, L27DD</p> <p>G6 M2 L22DD, L23DD</p> <p>G6 M3 L4, L9–11</p> <p>G6 M4 L4, L21</p>
		<ul style="list-style-type: none"> ▪ Use the relationship between particular words (e.g., cause/effect, part/whole, or item/category) to better understand each of the words. 	<p>G6 M1 L18DD</p> <p>G6 M2 L1DD, L11DD, L12DD, L16DD</p> <p>G6 M3 L14DD, L16, L21DD, L22DD, L26DD, L33</p> <p>G6 M4 L15DD, L18, L18DD, L26DD</p>

Domain	Cluster	Standard	Aligned Components of <i>Wit & Wisdom</i>
		<ul style="list-style-type: none"> ▪ Distinguish among the connotations (associations) of words with similar denotations (definitions) (e.g., <i>stingy</i>, <i>scrimping</i>, <i>economical</i>, <i>frugal</i>, and <i>thrifty</i>). 	<p>G6 M1 L1DD</p> <p>G6 M2 L10DD, L14DD, L23DD, L24DD</p> <p>G6 M3 L8, L16</p> <p>G6 M4 L1, L4DD, L5DD</p>
		<p>ELA.6.41</p> <p>Acquire and accurately use grade-appropriate general academic and domain-specific words and phrases; gather vocabulary knowledge when considering a word or phrase important to comprehension or expression.</p>	<p>G6 M1–4</p> <p><i>Wit & Wisdom</i> considers this standard a Continuing Standard. Because it is fundamental to the learning design, it is addressed continually across all lessons and modules.</p>