



WIT & WISDOM[®]

MORE MEANINGFUL ENGLISH

West Virginia College-
and Career-Readiness
Standards for English
Language Arts
Correlation to *Wit & Wisdom*

GRADE 7

January 2020

ABOUT *WIT & WISDOM*

Wit & Wisdom® is a Kindergarten through Grade 8 English language arts (ELA) curriculum created by Great Minds®, a nonprofit that brings together teachers and experts who believe all students deserve access to rich, rigorous content. With *Wit & Wisdom*, every text a student explores is authentic and of the highest quality. Students use these texts at every turn—to learn, and eventually master, essential reading, writing, speaking, listening, grammar, and vocabulary skills. Instead of basals, students read books they love to build knowledge of important topics and to develop and refine literacy skills. All students read and discuss grade-level texts, and the curriculum includes suggestions for supporting this learning at key moments in the lessons.

Wit & Wisdom is composed of four modules per grade level. Each artfully explores a specific topic to develop depth of understanding and inspire curiosity. The core of each module is a selection of literary works, informational texts, and visual art. Modules are made up of approximately 30 lessons that are covered in six to eight weeks. All modules integrate reading, writing, speaking, listening, and language instruction.

HIGH RATINGS

The independent, nonprofit reviewer EdReports.org gives *Wit & Wisdom* top ratings for text quality, building knowledge, and usability. *Wit & Wisdom* is the only ELA resource to receive a Tier 1 designation for all grades, Kindergarten through Grade 8, from the Louisiana Department of Education.

PROVEN RESULTS

Schools and districts nationwide are experiencing increased student engagement and growth with *Wit & Wisdom*. See their stories and data at greatminds.org/english.

ONGOING SUPPORT

To support and sustain successful implementation, *Wit & Wisdom*'s team offers customizable professional development—online or on-site.

Wit & Wisdom also includes support resources available only from Great Minds:

- Introducing *Wit & Wisdom***
 - Implementation Guide
 - Module 0 (GK–2, G3–5, G6–8)





- Extending *Wit & Wisdom***
 - Family Tip Sheets
 - Volume of Reading text list
 - *Wit & Wisdom* assessment resources (Standards Trackers and Question Sets)
 - The Art of *Wit & Wisdom* (lessons and vocabulary relating to the curriculum's rich artwork)

West Virginia College- and Career-Readiness Standards for English Language Arts Correlation to *Wit & Wisdom*

GRADE 7 ENGLISH LANGUAGE ARTS AND LITERACY CONTENT

The Grade 7 West Virginia College- and Career-Readiness Standards for English Language Arts are fully covered by Grade 7 of the *Wit & Wisdom* curriculum. A detailed analysis of alignment is provided in the table below. A detailed analysis of alignment is provided in the table below. With strategic placement of supplemental materials, students can be successful in achieving the proficiencies of the West Virginia standards while benefiting from the rich texts and knowledge building of *Wit & Wisdom*.

KEY

-  *Wit & Wisdom* fully addresses the West Virginia standard.
-  *Wit & Wisdom* may not completely address the West Virginia standard.
-  *Wit & Wisdom* does not address the West Virginia standard.
-  *Wit & Wisdom* addresses the West Virginia standard at a different grade level.

G = grade level

Examples:

M = module

G7 M1 L6 = Grade 7 Module 1 Lesson 6

L = lesson

G7 M1 L6DD = Grade 7 Module 1 Lesson 6 Deep Dive

DD = Deep Dive

Domain	Cluster	Standard	Aligned Components of <i>Wit & Wisdom</i>
Reading	Key Ideas and Details	<p>ELA.7.1</p> <p>Cite several pieces of textual evidence to support analysis of what the literary text says explicitly as well as inferences drawn from the text.</p>	<p>G7 M1 L1, L3–11, L13–16, L18–33</p> <p>G7 M2 L2–7, L9–10, L13–20, L30, L33–35</p> <p>G7 M3 L1–6, L10–11, L15–30, L34–37</p> <p>G7 M4 L1–14, L16–17, L19–20, L23–29, L31, L38</p>
		<p>ELA.7.2</p> <p>Determine a theme or central idea of a literary text and analyze its development over the course of the text; provide an objective summary of the text.</p>	<p>G7 M1 L4–5, L9–10, L15–16, L19, L21–29</p> <p>G7 M2 L3–6, L8–20, L30</p> <p>G7 M3 L3–5, L18–30</p> <p>G7 M4 L3–7, L13–17, L19, L23–26, L29, L38</p>
		<p>ELA.7.3</p> <p>Analyze how particular elements of a story or drama interact (e.g., how setting shapes the characters or plot).</p>	<p>G7 M1 L6–7, L9–12, L14–18, L20–26, L28–30</p> <p>G7 M2 L3, L5–7, L9–10, L12–15, L17–20, L33–35</p> <p>G7 M3 L16, L18–20, L22, L28</p> <p>G7 M4 L2, L4–8, L13, L17, L19, L28</p>
		<p>ELA.7.4</p> <p>Cite several pieces of textual evidence to support analysis of what the informational text says explicitly as well as inferences drawn from the text.</p>	<p>G7 M1 L2, L10, L20</p> <p>G7 M2 L1, L4, L18, L21–26, L28–35</p> <p>G7 M3 L7–14, L17, L25–26, L31–37</p> <p>G7 M4 L3–5, L9, L11–12, L14, L16–18, L20–24, L26–28, L30–38</p>

Domain	Cluster	Standard	Aligned Components of <i>Wit & Wisdom</i>
		<p>ELA.7.5</p> <p>Determine two or more central ideas in an informational text and analyze their development over the course of the text; provide an objective summary of the text.</p>	<p>G7 M1 L2</p> <p>G7 M2 L8, L18, L23–26, L28–31</p> <p>G7 M3 L7–8, L10, L13–14, L25–26, L31</p> <p>G7 M4 L3, L14–18, L30, L32, L38</p>
		<p>ELA.7.6</p> <p>Analyze the interactions between individuals, events, and ideas in an informational text (e.g., how ideas influence individuals or events, or how individuals influence ideas or events).</p>	<p>G7 M2 L4, L24–26, L28–30, L33–35</p> <p>G7 M4 L4, L17, L21–23, L26–28, L30–31, L33–37</p>
	<p>Craft and Structure</p>	<p>ELA.7.7</p> <p>Determine the meaning of words and phrases as they are used in a literary text, including figurative and connotative meanings; analyze the impact of rhymes and other repetitions of sounds (e.g., alliteration) on a specific verse or stanza of a poem or section of a story or drama.</p>	<p>G7 M1 L1DD, L5, L20, L26, L27DD, L28–29</p> <p>G7 M2 L4DD, L5, L10, L14, L17DD</p> <p>G7 M3 L1–6, L6DD, L15, L18, L20, L24</p> <p>G7 M4 L6, L12DD, L13, L13DD, L14DD, L23, L25–26, L28DD</p>
<p>ELA.7.8</p> <p>Analyze how a drama’s or poem’s form or structure (e.g., soliloquy or sonnet) contributes to its meaning.</p>		<p>G7 M3 L2–5</p>	
<p>ELA.7.9</p> <p>Analyze how an author develops and contrasts the points of view of different characters or narrators in a literary text.</p>		<p>G7 M1 L6, L11, L16, L27</p> <p>G7 M3 L17–22, L24, L28</p> <p>G7 M4 L13, L28</p>	

Domain	Cluster	Standard	Aligned Components of <i>Wit & Wisdom</i>
		<p>ELA.7.10</p> <p>Determine the meaning of words and phrases as they are used in an informational text, including figurative, connotative, and technical meanings; analyze the impact of a specific word choice on meaning and tone.</p>	<p>G7 M1 L2, L13DD</p> <p>G7 M2 L4DD, L10DD, L14DD, L22DD, L24, L28, L29DD</p> <p>G7 M3 L8–10, L13, L31–32</p> <p>G7 M4 L3, L3DD, L9, L12DD, L14–16, L16DD, L18, L23DD, L24DD, L30DD</p>
		<p>ELA.7.11</p> <p>Analyze the structure an author uses to organize an informational text, including how the major sections contribute to the whole and to the development of the ideas.</p>	<p>G7 M2 L1, L4, L8, L23–24</p> <p>G7 M4 L3, L9, L14–16, L18, L30</p>
		<p>ELA.7.12</p> <p>Determine an author’s point of view or purpose in an informational text and analyze how the author distinguishes his or her position from that of others.</p>	<p>G7 M2 L18</p> <p>G7 M3 L9, L31</p> <p>G7 M4 L3–4, L9, L16–18, L26</p>
	<p>Integration of Knowledge and Ideas</p>	<p>ELA.7.13</p> <p>Compare and contrast a written story, drama, or poem to its audio, filmed, staged, or multimedia version, analyzing the effects of techniques unique to each medium (e.g., lighting, sound, color, or camera focus and angles in a film).</p>	<p>G7 M3 L2–5</p>

Domain	Cluster	Standard	Aligned Components of <i>Wit & Wisdom</i>
		<p>ELA.7.14</p> <p>Compare and contrast a fictional portrayal of a time, place, or character and a historical account of the same period as a means of understanding how authors of fiction use or alter history.</p>	<p>G7 M1 L5, L25</p> <p>G7 M2 L4, L18</p> <p>G7 M4 L3–4, L9, L12–14, L16, L23, L26</p>
		<p>ELA.7.15</p> <p>Compare and contrast a text to an audio, video, or multimedia version of the informational text, analyzing each medium’s portrayal of the subject (e.g., how the delivery of a speech affects the power of the words).</p>	<p>G7 M3 L7–10</p>
		<p>ELA.7.16</p> <p>Trace and evaluate the argument and specific claims in an informational text, assessing whether the reasoning is sound and the evidence is relevant and sufficient to support the claims.</p>	<p>G7 M3 L7–8, L12–14, L16–17, L19, L21, L23, L31–32</p>
		<p>ELA.7.17</p> <p>Analyze how two or more authors writing about the same topic shape their presentations of key information by emphasizing different evidence or advancing different interpretations of facts.</p>	<p>G7 M3 L31</p> <p>G7 M4 L8, L17, L24, L26</p>

Domain	Cluster	Standard	Aligned Components of <i>Wit & Wisdom</i>
	Range of Reading and Text Complexity	<p>ELA.7.18</p> <p>By the end of the year, read and comprehend literature, including stories, dramas, and poetry, in the grades 6–8 text complexity range proficiently, with scaffolding as needed at the high end of the range.</p>	<p>G7 M1–4</p> <p><i>Wit & Wisdom</i> considers this standard a Continuing Standard. Because it is fundamental to the learning design, it is addressed continually across all lessons and modules.</p>
		<p>ELA.7.19</p> <p>By the end of the year, read and comprehend nonfiction and other informational texts in the grades 6–8 text complexity range proficiently, with scaffolding as needed at the high end of the range.</p>	<p>G7 M1–4</p> <p><i>Wit & Wisdom</i> considers this standard a Continuing Standard. Because it is fundamental to the learning design, it is addressed continually across all lessons and modules.</p>
Writing	Text Types and Purposes	<p>ELA.7.20</p> <p>Write arguments to support claims with clear reasons and relevant evidence.</p>	
		<ul style="list-style-type: none"> ▪ Introduce claim(s), acknowledge alternate or opposing claims, and organize the reasons and evidence logically. 	<p>G7 M3 L3–4, L6, L11–12, L15, L17, L21, L23, L26, L28, L30–34</p>
		<ul style="list-style-type: none"> ▪ Support claim(s) with logical reasoning and relevant evidence, using accurate, credible sources and demonstrating an understanding of the topic or text. 	<p>G7 M3 L8, L11–12, L15, L17, L21, L30, L33–34</p>
		<ul style="list-style-type: none"> ▪ Use words, phrases, and clauses to create cohesion and clarify the relationships among claim(s), reasons, and evidence. 	<p>G7 M3 L16–17, L21, L30, L33</p>

Domain	Cluster	Standard	Aligned Components of <i>Wit & Wisdom</i>
		<ul style="list-style-type: none"> ▪ Establish and maintain a formal style. 	<p>G7 M2 L29</p> <p>G7 M3 L21, L30, L33, L36DD</p>
		<ul style="list-style-type: none"> ▪ Provide a concluding statement or section that follows from and supports the argument presented. 	<p>G7 M3 L28, L33</p>
		<p>ELA.7.21</p> <p>Write informative/explanatory texts to examine a topic and convey ideas, concepts, and information through the selection, organization, and analysis of relevant content.</p>	
		<ul style="list-style-type: none"> ▪ Introduce a topic clearly, previewing what is to follow; organize ideas, concepts, and information, using strategies such as definition, classification, comparison/contrast, and cause/effect; include formatting (e.g., headings), graphics (e.g., charts or tables), and multimedia when useful to aid comprehension. 	<p>G7 M2 L4–5, L8, L15, L23–24, L31, L33</p> <p>G7 M4 L28, L30, L33, L35</p>
		<ul style="list-style-type: none"> ▪ Develop the topic with relevant facts, definitions, concrete details, quotations, or other information and examples. 	<p>G7 M2 L4, L6, L15–16, L33</p> <p>G7 M4 L33, L35</p>
		<ul style="list-style-type: none"> ▪ Use appropriate transitions to create cohesion and clarify the relationships among ideas and concepts. 	<p>G7 M2 L18DD, L20, L24DD, L26DD</p> <p>G7 M4 L33</p>
		<ul style="list-style-type: none"> ▪ Use precise language and domain-specific vocabulary to inform about or explain the topic. 	<p>G7 M2 L5DD, L6DD, L15DD, L20, L23DD, L35DD</p> <p>G7 M3 L9DD, L10DD</p> <p>G7 M4 L33, L37DD</p>

Domain	Cluster	Standard	Aligned Components of <i>Wit & Wisdom</i>
		<ul style="list-style-type: none"> ▪ Establish and maintain a formal style. 	G7 M2 L20, L23DD, L28, L28DD, L29 G7 M4 L33
		<ul style="list-style-type: none"> ▪ Provide a concluding statement or section that follows from and supports the information or explanation presented. 	G7 M2 L4, L32 G7 M4 L28, L33
		<p>ELA.7.22</p> <p>Write narratives to develop real or imagined experiences or events using effective technique, relevant descriptive details, and well-structured event sequences.</p>	
		<ul style="list-style-type: none"> ▪ Engage and orient the reader by establishing a context and point of view and introducing a narrator and/or characters; organize an event sequence that unfolds naturally and logically. 	G7 M1 L6–7, L29–30
		<ul style="list-style-type: none"> ▪ Use narrative techniques, such as dialogue, pacing, and description, to develop experiences, events, and/or characters. 	G7 M1 L6–7, L12, L17, L21, L25, L27–30
		<ul style="list-style-type: none"> ▪ Use a variety of transition words, phrases, and clauses to convey sequence and signal shifts from one time frame or setting to another. 	G7 M2 L11DD, L12DD
		<ul style="list-style-type: none"> ▪ Use precise words and phrases, relevant descriptive details, and sensory language to capture the action and convey experiences and events. 	G7 M1 L3DD, L4DD, L6–7, L15DD, L17, L25, L27–30, L34DD G7 M3 L1
		<ul style="list-style-type: none"> ▪ Provide a conclusion that follows from and reflects on the narrated experiences or events. 	G7 M1 L29–30

Domain	Cluster	Standard	Aligned Components of <i>Wit & Wisdom</i>
	Production and Distribution of Writing	ELA.7.23 Produce clear and coherent writing in which the development, organization, and style are appropriate to task, purpose, and audience. (Grade-specific expectations for writing types are defined in Text Types and Purposes.)	G7 M2 L10, L16, L20, L23, L29, L31, L34–35 G7 M3 L21–22, L30, L33, L35–36, L36DD G7 M4 L24, L32, L35–37
ELA.7.24 With some guidance and support from peers and adults, develop and strengthen writing as needed by planning, revising, editing, rewriting, or trying a new approach, focusing on how well purpose and audience have been addressed. (Editing for conventions should demonstrate command of Language standards up to and including grade 7.)		G7 M1 L22DD, L30DD, L32, L32DD, L33–34, L34DD G7 M2 L21, L31, L33, L35, L35DD G7 M3 L10DD, L21–22, L30, L30DD, L33–36, L36DD G7 M4 L32–34, L37, L37DD	
ELA.7.25 Use technology, including the Internet, to produce and publish writing, link to and cite sources, and interact and collaborate with others.		G7 M3 L33 G7 M4 L34–37	
	Research to Build and Present Knowledge	ELA.7.26 Conduct short research projects to answer a question, drawing on several sources and generating additional related, focused questions for further research and investigation.	G7 M2 L2, L16 G7 M4 L1–2, L4–5, L8–9, L11–12, L26–27, L34

Domain	Cluster	Standard	Aligned Components of <i>Wit & Wisdom</i>
		<p>ELA.7.27</p> <p>Gather relevant information from multiple print and digital sources, using search terms effectively; assess the credibility and accuracy of each source; and quote or paraphrase the data and conclusions of others while avoiding plagiarism and following a standard format for citation (e.g., MLA or APA).</p>	<p>G7 M2 L2, L16</p> <p>G7 M4 L1–2, L5, L8–11, L25DD, L26, L26DD, L27, L27DD, L33–36</p>
		<p>ELA.7.28</p> <p>Draw evidence from literary or informational texts to support analysis, reflection, and research.</p>	
		<ul style="list-style-type: none"> ▪ Apply grade 7 Reading standards to literature (e.g., “compare and contrast a fictional portrayal of a time, place, or character and a historical account of the same period as a means of understanding how authors of fiction use or alter history”). 	<p>G7 M2 L20, L33–34</p> <p>G7 M3 L10–11, L28, L30</p>
		<ul style="list-style-type: none"> ▪ Apply grade 7 Reading standards to nonfiction and other informational texts (e.g., “trace and evaluate the argument and specific claims in a text, assessing whether the reasoning is sound and the evidence is relevant and sufficient to support the claims”). 	<p>G7 M2 L33–34</p> <p>G7 M3 L10–11</p>

Domain	Cluster	Standard	Aligned Components of <i>Wit & Wisdom</i>
	Range of Writing	<p>ELA.7.29</p> <p>Write routinely over extended time frames (time for research, reflection, and revision) and shorter time frames (a single sitting or a day or two) for a range of discipline-specific tasks, purposes, and audiences.</p>	<p>G7 M2 L1–19, L22–25, L27–30</p> <p>G7 M3 L1–9, L11–13, L19–20, L24–25, L28, L32–33, L37</p> <p>G7 M4 L2–4, L6–14, L18, L23, L25–26, L29, L31, L38</p>
Speaking and Listening	Comprehension and Collaboration	<p>ELA.7.30</p> <p>Engage effectively in a range of collaborative discussions (one-on-one, in groups, and teacher-led) with diverse partners on grade 7 topics, texts, and issues, building on others’ ideas and expressing ideas clearly.</p> <ul style="list-style-type: none"> ▪ Come to discussions prepared, having read or researched material under study; explicitly draw on that preparation by referring to evidence on the topic, text, or issue to probe and reflect on ideas under discussion. ▪ Follow rules for collegial discussions, track progress toward specific goals and deadlines, and define individual roles as needed. ▪ Pose questions that elicit elaboration, and respond to others’ questions and comments with relevant observations and ideas that bring the discussion back on topic as needed. 	<p>G7 M1 L7, L18, L24</p> <p>G7 M2 L7, L19, L30</p> <p>G7 M3 L11, L29, L37</p> <p>G7 M4 L27, L31, L38</p> <p>G7 M1 L2, L5, L7, L18, L24, L30</p> <p>G7 M2 L7, L19, L30</p> <p>G7 M3 L11, L29, L37</p> <p>G7 M4 L27, L31, L38</p> <p>G7 M1 L7, L18, L24</p> <p>G7 M2 L7, L19, L30</p> <p>G7 M3 L10–11, L17, L19, L29, L37</p> <p>G7 M4 L27, L31, L38</p>

Domain	Cluster	Standard	Aligned Components of <i>Wit & Wisdom</i>
		<ul style="list-style-type: none"> ▪ Acknowledge new information expressed by others and, when warranted, modify former views. 	<p>G7 M1 L7</p> <p>G7 M2 L30</p> <p>G7 M3 L29, L37</p> <p>G7 M4 L31</p>
		<p>ELA.7.31</p> <p>Analyze the main ideas and supporting details presented in diverse media and formats (e.g., visually, quantitatively, and/or orally) and explain how the ideas clarify a topic, text, or issue under study.</p>	<p>G7 M1 L1–2, L8–10, L13–16, L20, L24</p> <p>G7 M2 L1–6, L8–10, L17–18, L20–21, L23–24, L26–29</p> <p>G7 M3 L1–10, L12–15, L25–26</p> <p>G7 M4 L1–5, L9–10, L13–17, L19, L21–22, L24</p>
		<p>ELA.7.32</p> <p>Delineate a speaker’s argument and specific claims, evaluating the soundness of the reasoning and the relevance and sufficiency of the evidence.</p>	<p>G7 M3 L8, L19, L21–23, L35</p>
	<p>Presentation of Knowledge and Ideas</p>	<p>ELA.7.33</p> <p>Present claims and findings, emphasizing salient points in a focused, coherent manner with pertinent descriptions, facts, details, and examples; use appropriate eye contact, adequate volume, and clear pronunciation.</p>	<p>G7 M1 L26</p> <p>G7 M2 L12, L15</p> <p>G7 M4 L14, L17, L20–22</p>

Domain	Cluster	Standard	Aligned Components of <i>Wit & Wisdom</i>
		<p>ELA.7.34</p> <p>Include multimedia components and visual displays in presentations to clarify claims and findings and emphasize salient points.</p>	G7 M4 L15, L20–22
		<p>ELA.7.35</p> <p>Adapt speech to a variety of contexts and tasks, demonstrating command of formal English when indicated or appropriate. (See grade 7 Language standards for specific expectations.)</p>	<p>G7 M1 L1–12, L14–16, L18–35</p> <p>G7 M2 L1–35</p> <p>G7 M3 L11, L29, L37</p> <p>G7 M4 L18DD, L19DD, L20DD, L21–22, L27, L31, L38</p>
Language	Conventions of Standard English	<p>ELA.7.36</p> <p>Demonstrate command of the conventions of Standard English grammar and usage when writing or speaking.</p> <ul style="list-style-type: none"> ▪ Explain the function of phrases and clauses in general and their function in specific sentences. ▪ Choose among simple, compound, complex, and compound-complex sentences to signal differing relationships among ideas. ▪ Place phrases and clauses within a sentence, recognizing and correcting misplaced and dangling modifiers. 	<p>G7 M1 L11DD, L25DD, L32DD, L34DD</p> <p>G7 M2 L11DD, L12DD, L18DD, L20, L24DD</p> <p>G7 M3 L14DD, L15DD, L16DD, L17DD, L21DD</p> <p>G7 M1 L18DD, L19DD, L22DD, L30DD, L34DD</p> <p>G7 M2 L20DD, L26DD</p> <p>G7 M3 L21, L23DD, L24DD, L27DD, L28DD, L30, L30DD, L33, L35, L36DD</p> <p>G7 M4 L37DD</p> <p>G7 M2 L16DD, L20, L21DD, L30DD</p>

Domain	Cluster	Standard	Aligned Components of <i>Wit & Wisdom</i>
		<p>ELA.7.37</p> <p>Demonstrate command of the conventions of Standard English capitalization, punctuation, and spelling when writing.</p> <ul style="list-style-type: none"> ▪ Use a comma to separate coordinate adjectives (e.g., <i>It was a fascinating, enjoyable movie.</i>). 	<p>G7 M1 L23DD, L26DD, L28DD, L34DD</p> <p>G7 M2 L26DD</p> <p>G7 M4 L2DD, L5DD, L6DD, L9DD, L33, L35–37, L37DD</p>
		<ul style="list-style-type: none"> ▪ Spell correctly. 	<p>G7 M2 L20</p> <p>G7 M4 L37DD</p>
	<p>Knowledge of Language</p>	<p>ELA.7.38</p> <p>Use knowledge of language and its conventions when writing, speaking, reading, or listening.</p> <ul style="list-style-type: none"> ▪ Choose language that expresses ideas precisely and concisely, recognizing and eliminating wordiness and redundancy. 	<p>G7 M1 L3DD, L4DD, L9DD, L15DD, L34DD</p> <p>G7 M2 L5DD, L6DD, L15DD, L20, L23DD, L35DD</p> <p>G7 M3 L4DD, L7DD, L8DD, L9DD, L10DD, L21, L30, L33, L35, L36DD</p> <p>G7 M4 L18DD, L19DD, L20DD, L31DD, L32DD, L33, L37DD</p>
	<p>Vocabulary Acquisition and Use</p>	<p>ELA.7.39</p> <p>Determine or clarify the meaning of unknown and multiple-meaning words and phrases based on grade 7 reading and content, choosing flexibly from a range of strategies.</p>	

Domain	Cluster	Standard	Aligned Components of Wit & Wisdom
		<ul style="list-style-type: none"> ▪ Use context (e.g., the overall meaning of a sentence or paragraph or a word's position or function in a sentence) as a clue to the meaning of a word or phrase. 	<p>G7 M1 L2, L5, L5DD, L6DD, L10DD, L13DD, L16DD, L17DD, L20, L27DD, L28, L29DD, L31DD</p> <p>G7 M2 L2DD, L3DD, L4DD, L7DD, L13DD, L17DD, L19DD, L22DD, L24, L27DD, L28, L29DD, L31DD</p> <p>G7 M3 L2DD, L3–5, L5DD, L11DD, L15, L18, L19DD, L20DD, L32, L34DD</p> <p>G7 M4 L3, L3DD, L9, L16DD, L17DD, L18, L21DD, L23DD, L24DD, L26, L28DD, L30DD, L33DD</p>
		<ul style="list-style-type: none"> ▪ Use common, grade-appropriate Greek or Latin affixes and roots as clues to the meaning of a word (e.g., <i>belligerent</i>, <i>bellicose</i>, or <i>rebel</i>). 	<p>G7 M1 L2DD, L6DD, L8DD, L10DD, L13DD, L16DD, L20DD, L29DD</p> <p>G7 M2 L1, L2DD, L3DD, L8DD, L13DD, L22DD, L25DD, L27DD</p> <p>G7 M3 L1DD, L2DD, L5DD, L20, L20DD, L26, L29DD, L32DD, L34DD</p> <p>G7 M4 L3, L3DD, L6, L7DD, L8DD, L9, L10DD, L15DD, L17DD, L21DD, L24DD, L30DD, L33DD</p>
		<ul style="list-style-type: none"> ▪ Consult general and specialized reference materials (e.g., dictionaries, glossaries, and/or thesauruses), both print and digital, to find the pronunciation of a word or determine or clarify its precise meaning or its part of speech. 	<p>G7 M1 L5DD, L8DD, L16DD, L24DD</p> <p>G7 M2 L4DD, L7DD, L17DD, L22DD, L27DD</p> <p>G7 M3 L11DD, L32DD</p> <p>G7 M4 L3, L3DD, L4DD, L8DD, L10DD, L15DD, L16DD, L17DD, L18, L30DD</p>

Domain	Cluster	Standard	Aligned Components of <i>Wit & Wisdom</i>
		<ul style="list-style-type: none"> Verify the initial determination of the meaning of a word or phrase (e.g., by checking the inferred meaning in context or in a dictionary). 	<p>G7 M1 L5DD, L8DD, L16DD, L24DD, L27DD</p> <p>G7 M2 L4DD, L7DD, L17DD, L24, L27DD, L28</p> <p>G7 M3 L4, L11DD, L15, L32DD, L34DD</p> <p>G7 M4 L8DD, L9, L10DD, L15DD, L16DD, L17DD, L18, L26, L30DD</p>
		<p>ELA.7.40</p> <p>Demonstrate understanding of figurative language, word relationships, and nuances in word meanings.</p>	
		<ul style="list-style-type: none"> Interpret figures of speech (e.g., literary or mythological allusions) in context. 	<p>G7 M1 L1DD, L12DD, L14DD, L21DD</p> <p>G7 M2 L3</p> <p>G7 M3 L1–6, L6DD, L9, L22DD</p> <p>G7 M4 L7, L12DD, L14DD</p>
		<ul style="list-style-type: none"> Use the relationship between particular words (e.g., synonym/antonym or analogy) to better understand each of the words. 	<p>G7 M1 L5DD, L20DD, L24DD, L27DD</p> <p>G7 M2 L1DD, L4DD, L7DD, L9DD, L17DD, L25DD, L29DD</p> <p>G7 M3 L11DD, L12DD, L13DD, L19DD</p> <p>G7 M4 L3, L3DD, L4DD, L10DD</p>

Domain	Cluster	Standard	Aligned Components of <i>Wit & Wisdom</i>
		<ul style="list-style-type: none"> ▪ Distinguish among the connotations (associations) of words with similar denotations (definitions) (e.g., <i>refined, respectful, polite, diplomatic, or condescending</i>). 	<p>G7 M1 L5DD, L27DD</p> <p>G7 M2 L4DD, L17DD</p> <p>G7 M3 L5, L8, L18DD, L25DD</p> <p>G7 M4 L1DD, L6, L13DD, L16DD, L28DD, L29DD</p>
		<p>ELA.7.41</p> <p>Acquire and accurately use grade-appropriate general academic and domain-specific words and phrases; gather vocabulary knowledge when considering a word or phrase important to comprehension or expression.</p>	<p>G7 M1–4</p> <p><i>Wit & Wisdom</i> considers this standard a Continuing Standard. Because it is fundamental to the learning design, it is addressed continually across all lessons and modules.</p>