

## ABOUT *EUREKA MATH*

Created by the nonprofit Great Minds, *Eureka Math* helps teachers deliver unparalleled math instruction that provides students with a deep understanding and fluency in math. Crafted by teachers and math scholars, the curriculum carefully sequences the mathematical progressions to maximize coherence from Prekindergarten through Precalculus—a principle tested and proven to be essential in students’ mastery of math.

Teachers and students using *Eureka Math* find the trademark “Aha!” moments in *Eureka Math* to be a source of joy and inspiration, lesson after lesson, year after year.

## ALIGNED

*Eureka Math* is the only curriculum found by EdReports.org to align fully with the Common Core State Standards for Mathematics for all grades, Kindergarten through Grade 8. Great Minds offers detailed analyses which demonstrate how each grade of *Eureka Math* aligns with specific state standards. Access these free alignment studies at [greatminds.org/state-studies](http://greatminds.org/state-studies).

## DATA

Schools and districts nationwide are experiencing student growth and impressive test scores after using *Eureka Math*. See their stories and data at [greatminds.org/data](http://greatminds.org/data).

## FULL SUITE OF RESOURCES

As a nonprofit, Great Minds offers the *Eureka Math* curriculum as PDF downloads for free, noncommercial use. Access the free PDFs at [greatminds.org/math/curriculum](http://greatminds.org/math/curriculum).

The teacher–writers who created the curriculum have also developed essential resources, available only from Great Minds, including the following:

- Printed material in English and Spanish
- Digital resources
- Professional development
- Classroom tools and manipulatives
- Teacher support materials
- Parent resources





# California Common Core State Standards: Mathematics Correlation to *Eureka Math*<sup>™</sup>

---

## GRADE 4 MATHEMATICS

The Grade 4 California Common Core State Standards: Mathematics are fully covered by the Grade 4 *Eureka Math* curriculum. A detailed analysis of alignment is provided in the table below.

## INDICATORS

-  Green indicates that the California standard is fully addressed in *Eureka Math*.
-  Yellow indicates that the California standard may not be completely addressed in *Eureka Math*.
-  Red indicates that the California standard is not addressed in *Eureka Math*.
-  Blue indicates there is a discrepancy between the grade level at which this standard is addressed in the California standards and in *Eureka Math*.

## Standards for Mathematical Practice

## Aligned Components of *Eureka Math*

### **1: Make sense of problems and persevere in solving them.**

Mathematically proficient students start by explaining to themselves the meaning of a problem and looking for entry points to its solution. They analyze givens, constraints, relationships, and goals. They make conjectures about the form and meaning of the solution and plan a solution pathway rather than simply jumping into a solution attempt. They consider analogous problems, and try special cases and simpler forms of the original problem in order to gain insight into its solution. They monitor and evaluate their progress and change course if necessary. Older students might, depending on the context of the problem, transform algebraic expressions or change the viewing window on their graphing calculator to get the information they need. Mathematically proficient students can explain correspondences between equations, verbal descriptions, tables, and graphs or draw diagrams of important features and relationships, graph data, and search for regularity or trends. Younger students might rely on using concrete objects or pictures to help conceptualize and solve a problem. Mathematically proficient students check their answers to problems using a different method, and they continually ask themselves, “Does this make sense?” They can understand the approaches of others to solving complex problems and identify correspondences between different approaches.

Lessons in every module engage students in making sense of problems and persevering in solving them as required by this standard. This practice standard is analogous to the CCSSM Standards for Mathematical Practice 1, which is specifically addressed in the following modules:

G4 M1: Place Value, Rounding, and Algorithms for Addition and Subtraction

G4 M2: Unit Conversions and Problem Solving with Metric Measurement

## Standards for Mathematical Practice

## Aligned Components of *Eureka Math*

### **2: Reason abstractly and quantitatively.**

Mathematically proficient students make sense of quantities and their relationships in problem situations. They bring two complementary abilities to bear on problems involving quantitative relationships: the ability to *decontextualize*—to abstract a given situation and represent it symbolically and manipulate the representing symbols as if they have a life of their own, without necessarily attending to their referents—and the ability to *contextualize*, to pause as needed during the manipulation process in order to probe into the referents for the symbols involved. Quantitative reasoning entails habits of creating a coherent representation of the problem at hand; considering the units involved; attending to the meaning of quantities, not just how to compute them; and knowing and flexibly using different properties of operations and objects.

Lessons in every module engage students in reasoning abstractly and quantitatively as required by this standard. This practice standard is analogous to the CCSSM Standards for Mathematical Practice 2, which is specifically addressed in the following modules:

G4 M1: Place Value, Rounding, and Algorithms for Addition and Subtraction

G4 M3: Multi-Digit Multiplication and Division

G4 M4: Angle Measure and Plane Figures

G4 M5: Fraction Equivalence, Ordering, and Operations

G4 M6: Decimal Fractions

G4 M7: Exploring Measurement with Multiplication

## Standards for Mathematical Practice

### **3: Construct viable arguments and critique the reasoning of others.**

Mathematically proficient students understand and use stated assumptions, definitions, and previously established results in constructing arguments. They make conjectures and build a logical progression of statements to explore the truth of their conjectures. They are able to analyze situations by breaking them into cases, and can recognize and use counterexamples. They justify their conclusions, communicate them to others, and respond to the arguments of others. They reason inductively about data, making plausible arguments that take into account the context from which the data arose. Mathematically proficient students are also able to compare the effectiveness of two plausible arguments, distinguish correct logic or reasoning from that which is flawed, and—if there is a flaw in an argument—explain what it is. Elementary students can construct arguments using concrete referents such as objects, drawings, diagrams, and actions. Such arguments can make sense and be correct, even though they are not generalized or made formal until later grades. Later, students learn to determine domains to which an argument applies. Students at all grades can listen or read the arguments of others, decide whether they make sense, and ask useful questions to clarify or improve the arguments.

## Aligned Components of *Eureka Math*

Lessons in every module engage students in constructing viable arguments and critiquing the reasoning of others as required by this standard. This practice standard is analogous to the CCSSM Standards for Mathematical Practice 3, which is specifically addressed in the following modules:

G4 M1: Place Value, Rounding, and Algorithms for Addition and Subtraction

G4 M4: Angle Measure and Plane Figures

G4 M5: Fraction Equivalence, Ordering, and Operations

G4 M7: Exploring Measurement with Multiplication

## Standards for Mathematical Practice

## Aligned Components of *Eureka Math*

### **4: Model with mathematics.**

Mathematically proficient students can apply the mathematics they know to solve problems arising in everyday life, society, and the workplace. In early grades, this might be as simple as writing an addition equation to describe a situation. In middle grades, a student might apply proportional reasoning to plan a school event or analyze a problem in the community. By high school, a student might use geometry to solve a design problem or use a function to describe how one quantity of interest depends on another. Mathematically proficient students who can apply what they know are comfortable making assumptions and approximations to simplify a complicated situation, realizing that these may need revision later. They are able to identify important quantities in a practical situation and map their relationships using such tools as diagrams, two-way tables, graphs, flowcharts and formulas. They can analyze those relationships mathematically to draw conclusions. They routinely interpret their mathematical results in the context of the situation and reflect on whether the results make sense, possibly improving the model if it has not served its purpose.

Lessons in every module engage students in modeling with mathematics as required by this standard. This practice standard is analogous to the CCSSM Standards for Mathematical Practice 4, which is specifically addressed in the following modules:

G4 M3: Multi-Digit Multiplication and Division

G4 M5: Fraction Equivalence, Ordering, and Operations

G4 M6: Decimal Fractions

## Standards for Mathematical Practice

## Aligned Components of *Eureka Math*

### **5: Use appropriate tools strategically.**

Mathematically proficient students consider the available tools when solving a mathematical problem. These tools might include pencil and paper, concrete models, a ruler, a protractor, a calculator, a spreadsheet, a computer algebra system, a statistical package, or dynamic geometry software. Proficient students are sufficiently familiar with tools appropriate for their grade or course to make sound decisions about when each of these tools might be helpful, recognizing both the insight to be gained and their limitations. For example, mathematically proficient high school students analyze graphs of functions and solutions generated using a graphing calculator. They detect possible errors by strategically using estimation and other mathematical knowledge. When making mathematical models, they know that technology can enable them to visualize the results of varying assumptions, explore consequences, and compare predictions with data. Mathematically proficient students at various grade levels are able to identify relevant external mathematical resources, such as digital content located on a website, and use them to pose or solve problems. They are able to use technological tools to explore and deepen their understanding of concepts.

Lessons in every module engage students in using appropriate tools strategically as required by this standard. This practice standard is analogous to the CCSSM Standards for Mathematical Practice 5, which is specifically addressed in the following modules:

G4 M1: Place Value, Rounding, and Algorithms for Addition and Subtraction

G4 M3: Multi-Digit Multiplication and Division

G4 M4: Angle Measure and Plane Figures

## Standards for Mathematical Practice

## Aligned Components of *Eureka Math*

### **6: Attend to precision.**

Mathematically proficient students try to communicate precisely to others. They try to use clear definitions in discussion with others and in their own reasoning. They state the meaning of the symbols they choose, including using the equal sign consistently and appropriately. They are careful about specifying units of measure, and labeling axes to clarify the correspondence with quantities in a problem. They calculate accurately and efficiently, express numerical answers with a degree of precision appropriate for the problem context. In the elementary grades, students give carefully formulated explanations to each other. By the time they reach high school they have learned to examine claims and make explicit use of definitions.

Lessons in every module engage students in attending to precision as required by this standard. This practice standard is analogous to the CCSSM Standards for Mathematical Practice 6, which is specifically addressed in the following modules:

G4 M1: Place Value, Rounding, and Algorithms for Addition and Subtraction

G4 M4: Angle Measure and Plane Figures

G4 M6: Decimal Fractions



## Standards for Mathematical Practice

## Aligned Components of *Eureka Math*

### **7: Look for and make use of structure.**

Mathematically proficient students look closely to discern a pattern or structure. Young students, for example, might notice that three and seven more is the same amount as seven and three more, or they may sort a collection of shapes according to how many sides the shapes have. Later, students will see  $7 \times 8$  equals the well-remembered  $7 \times 5 + 7 \times 3$ , in preparation for learning about the distributive property. In the expression  $x^2 + 9x + 14$ , older students can see the 14 as  $2 \times 7$  and the 9 as  $2 + 7$ . They recognize the significance of an existing line in a geometric figure and can use the strategy of drawing an auxiliary line for solving problems. They also can step back for an overview and shift perspective. They can see complicated things, such as some algebraic expressions, as single objects or as being composed of several objects. For example, they can see  $5 - 3(x - y)^2$  as 5 minus a positive number times a square and use that to realize that its value cannot be more than 5 for any real numbers  $x$  and  $y$ .

Lessons in every module engage students in looking for and making use of structure as required by this standard. This practice standard is analogous to the CCSSM Standards for Mathematical Practice 7, which is specifically addressed in the following modules:

G4 M2: Unit Conversions and Problem Solving with Metric Measurement

G4 M5: Fraction Equivalence, Ordering, and Operations

G4 M7: Exploring Measurement with Multiplication

## Standards for Mathematical Practice

## Aligned Components of *Eureka Math*

### **8: Look for and express regularity in repeated reasoning.**

Mathematically proficient students notice if calculations are repeated, and look both for general methods and for shortcuts. Upper elementary students might notice when dividing 25 by 11 that they are repeating the same calculations over and over again, and conclude they have a repeating decimal. By paying attention to the calculation of slope as they repeatedly check whether points are on the line through (1, 2) with slope 3, middle school students might abstract the equation  $(y - 2)/(x - 1) = 3$ . Noticing the regularity in the way terms cancel when expanding  $(x - 1)(x + 1)$ ,  $(x - 1)(x^2 + x + 1)$ , and  $(x - 1)(x^3 + x^2 + x + 1)$  might lead them to the general formula for the sum of a geometric series. As they work to solve a problem, mathematically proficient students maintain oversight of the process, while attending to the details. They continually evaluate the reasonableness of their intermediate results.

Lessons in every module engage students in looking for and expressing regularity in repeated reasoning as required by this standard. This practice standard is analogous to the CCSSM Standards for Mathematical Practice 8, which is specifically addressed in the following modules:

G4 M2: Unit Conversions and Problem Solving with Metric Measurement

G4 M3: Multi-Digit Multiplication and Division

G4 M6: Decimal Fractions

G4 M7: Exploring Measurement with Multiplication

| Domain                                   | Standards for Mathematical Content  | Aligned Components of <i>Eureka Math</i>  |
|--|---|---|
| <b>Operations and Algebraic Thinking</b> | <b>Cluster: Use the four operations with whole numbers to solve problems.</b>   |   |
|  | <b>4.OA.1</b><br>Interpret a multiplication equation as a comparison, e.g., interpret $35 = 5 \times 7$ as a statement that 35 is 5 times as many as 7 and 7 times as many as 5. Represent verbal statements of multiplicative comparisons as multiplication equations. | G4 M1 Topic A: Place Value of Multi-Digit Whole Numbers<br><br>G4 M3 Lesson 2: Solve multiplicative comparison word problems by applying the area and perimeter formulas.<br><br>G4 M3 Topic D: Multiplication Word Problems<br><br>G4 M7 Lesson 4: Solve multiplicative comparison word problems using measurement conversion tables.  |
|  | <b>4.OA.2</b><br>Multiply or divide to solve word problems involving multiplicative comparison, e.g., by using drawings and equations with a symbol for the unknown number to represent the problem, distinguishing multiplicative comparison from additive comparison. | G4 M3 Topic A: Multiplicative Comparison Word Problems<br><br>G4 M3 Lesson 11: Connect the area model and the partial products method to the standard algorithm.<br><br>G4 M3 Topic D: Multiplication Word Problems<br><br>G4 M3 Lesson 26: Divide multiples of 10, 100, and 1,000 by single-digit numbers.<br><br>G4 M7 Lesson 4: Solve multiplicative comparison word problems using measurement conversion tables.<br><br>G4 M7 Lesson 5: Share and critique peer strategies.<br><br>G4 M7 Lesson 8: Solve problems involving mixed units of weight.<br><br>G4 M7 Lesson 10: Solve multi-step measurement word problems. |

| Domain | Standards for Mathematical Content  | Aligned Components of <i>Eureka Math</i>   |
|--------|---|--|
|        | <p><b>4.OA.3</b></p> <p>Solve multistep word problems posed with whole numbers and having whole-number answers using the four operations, including problems in which remainders must be interpreted. Represent these problems using equations with a letter standing for the unknown quantity. Assess the reasonableness of answers using mental computation and estimation strategies including rounding.</p> | <p>G4 M1: Place Value, Rounding, and Algorithms for Addition and Subtraction</p> <p>G4 M3 Topic D: Multiplication Word Problems</p> <p>G4 M3 Lesson 29: Represent numerically four-digit dividend division with divisors of 2, 3, 4, and 5, decomposing a remainder up to three times.</p> <p>G4 M3 Lesson 31: Interpret division word problems as either <i>number of groups unknown</i> or <i>group size unknown</i>.</p> <p>G4 M7 Topic B: Problem Solving with Measurement</p> <p>G4 M7 Lesson 14: Solve multi-step word problems involving converting mixed number measurements to a single unit.</p> |
|        | <p><b>Cluster: Gain familiarity with factors and multiples.</b></p>   |  |
|        | <p><b>4.OA.4</b></p> <p>Find all factor pairs for a whole number in the range 1–100. Recognize that a whole number is a multiple of each of its factors. Determine whether a given whole number in the range 1–100 is a multiple of a given one-digit number. Determine whether a given whole number in the range 1–100 is prime or composite.</p>  | <p>G4 M3 Topic F: Reasoning with Divisibility</p>  |

| Domain  | Standards for Mathematical Content   | Aligned Components of <i>Eureka Math</i>   |
|---|--|--|
|   | <p><b>Cluster: Generate and analyze patterns.</b></p> <p><b>4.OA.5</b><br/>Generate a number or shape pattern that follows a given rule. Identify apparent features of the pattern that were not explicit in the rule itself.</p>  | <p>G4 M3 Topic F: Reasoning with Divisibility</p> <p>G4 M5 Topic H: Exploring a Fraction Pattern</p>   |
| <p><b>Number and Operations in Base Ten</b></p> | <p><b>Cluster: Generalize place value understanding for multi-digit whole numbers.</b></p> <p><b>4.NBT.1</b><br/>Recognize that in a multi-digit whole number, a digit in one place represents ten times what it represents in the place to its right.</p> <p><b>4.NBT.2</b><br/>Read and write multi-digit whole numbers using base-ten numerals, number names, and expanded form. Compare two multi-digit numbers based on meanings of the digits in each place, using <math>&gt;</math>, <math>=</math>, and <math>&lt;</math> symbols to record the results of comparisons.</p> <p><b>4.NBT.3</b><br/>Use place value understanding to round multi-digit whole numbers to any place.</p> | <p>G4 M1 Topic A: Place Value of Multi-Digit Whole Numbers</p> <p>G4 M3 Topic B: Multiplication by 10, 100, and 1,000</p> <p>G4 M6 Lesson 8: Use understanding of fraction equivalence to investigate decimal numbers on the place value chart expressed in different units.</p> <p>G4 M1 Topic A: Place Value of Multi-Digit Whole Numbers</p> <p>G4 M1 Topic B: Comparing Multi-Digit Whole Numbers</p> <p>G4 M1 Topic C: Rounding Multi-Digit Whole Numbers</p> |

**Domain****Standards for Mathematical Content****Aligned Components of *Eureka Math***

|  | <b>Cluster: Use place value understanding and properties of operations to perform multi-digit arithmetic.</b>   |   |
|--|---|---|
|  | <p><b>4.NBT.4</b><br/>Fluently add and subtract multi-digit whole numbers using the standard algorithm.</p>   | <p>G4 M1 Topic D: Multi-Digit Whole Number Addition<br/>G4 M1 Topic E: Multi-Digit Whole Number Subtraction</p>                               |
|  | <p><b>4.NBT.5</b><br/>Multiply a whole number of up to four digits by a one-digit whole number, and multiply two two-digit numbers, using strategies based on place value and the properties of operations. Illustrate and explain the calculation by using equations, rectangular arrays, and/or area models.</p>  | <p>G4 M3: Multi-Digit Multiplication and Division</p>   |
|  | <p><b>4.NBT.6</b><br/>Find whole-number quotients and remainders with up to four-digit dividends and one-digit divisors, using strategies based on place value, the properties of operations, and/or the relationship between multiplication and division. Illustrate and explain the calculation by using equations, rectangular arrays, and/or area models.</p> | <p>G4 M3 Topic E: Division of Tens and Ones with Successive Remainders<br/>G4 M3 Topic G: Division of Thousands, Hundreds, Tens, and Ones</p> |

| Domain  | Standards for Mathematical Content   | Aligned Components of <i>Eureka Math</i>   |
|---|--|--|
| <b>Number and Operations—Fractions</b>  | <b>Cluster: Extend understanding of fraction equivalence and ordering.</b>   |  |
|   | <p><b>4.NF.1</b><br/>           Explain why a fraction <math>a/b</math> is equivalent to a fraction <math>(n \times a)/(n \times b)</math> by using visual fraction models, with attention to how the number and size of the parts differ even though the two fractions themselves are the same size. Use this principle to recognize and generate equivalent fractions.</p> | <p>G4 M5 Lesson 5: Decompose unit fractions using area models to show equivalence.</p> <p>G4 M5 Lesson 6: Decompose fractions using area models to show equivalence.</p> <p>G4 M5 Topic B: Fraction Equivalence Using Multiplication and Division</p> <p>G4 M5 Lessons 20–21: Use visual models to add two fractions with related units using the denominators 2, 3, 4, 5, 6, 8, 10, and 12.</p> <p>G4 M6 Lesson 5: Model the equivalence of tenths and hundredths using the area model and place value disks.</p> |
| <p><b>4.NF.2</b><br/>           Compare two fractions with different numerators and different denominators, e.g., by creating common denominators or numerators, or by comparing to a benchmark fraction such as <math>1/2</math>. Recognize that comparisons are valid only when the two fractions refer to the same whole. Record the results of comparisons with symbols <math>&gt;</math>, <math>=</math>, or <math>&lt;</math>, and justify the conclusions, e.g., by using a visual fraction model.</p> | <p>G4 M5 Topic C: Fraction Comparison</p> <p>G4 M5 Lesson 26: Compare fractions greater than 1 by reasoning using benchmark fractions.</p> <p>G4 M5 Lesson 27: Compare fractions greater than 1 by creating common numerators or denominators.</p> <p>G4 M5 Lesson 28: Solve word problems with line plots.</p>  |  |

| Domain                                 | Standards for Mathematical Content  | Aligned Components of <i>Eureka Math</i>   |
|--|---|--|
| <b>Number and Operations—Fractions</b> | <b>Cluster: Build fractions from unit fractions by applying and extending previous understandings of operations on whole numbers.</b>   |  |
|  | <b>4.NF.3</b><br>Understand a fraction $a/b$ with $a > 1$ as a sum of fractions $1/b$ .   |  |
|  | a. Understand addition and subtraction of fractions as joining and separating parts referring to the same whole.  | G4 M5 Topic D: Fraction Addition and Subtraction<br><br>G4 M5 Lesson 22: Add a fraction less than 1 to, or subtract a fraction less than 1 from, a whole number using decomposition and visual models. |
|  | b. Decompose a fraction into a sum of fractions with the same denominator in more than one way, recording each decomposition by an equation. Justify decompositions, e.g., by using a visual fraction model.                | G4 M5 Topic A: Decomposition and Fraction Equivalence.<br><br>G4 M5 Lesson 25: Decompose and compose fractions greater than 1 to express them in various forms.  |
|  | c. Add and subtract mixed numbers with like denominators, e.g., by replacing each mixed number with an equivalent fraction, and/or by using properties of operations and the relationship between addition and subtraction. | G4 M5 Lesson 24: Decompose and compose fractions greater than 1 to express them in various forms.<br><br>G4 M5 Topic F: Addition and Subtraction of Fractions by Decomposition                         |



| Domain | Standards for Mathematical Content  | Aligned Components of <i>Eureka Math</i>  |
|--------|---|---|
|        | <p>d. Solve word problems involving addition and subtraction of fractions referring to the same whole and having like denominators, e.g., by using visual fraction models and equations to represent the problem.</p> | <p>G4 M5 Lesson 19: Solve word problems involving addition and subtraction of fractions.</p> <p>G4 M5 Lesson 28: Solve word problems with line plots.</p>   |
|        | <p><b>4.NF.4</b><br/>Apply and extend previous understandings of multiplication to multiply a fraction by a whole number.</p>   |   |
|        | <p>a. Understand a fraction <math>a/b</math> as a multiple of <math>1/b</math>.</p>   | <p>G4 M5 Topic A: Decomposition and Fraction Equivalence</p> <p>G4 M5 Lesson 35: Represent the multiplication of <math>n</math> times <math>a/b</math> as <math>(n \times a)/b</math> using the associative property and visual models.</p> |
|        | <p>b. Understand a multiple of <math>a/b</math> as a multiple of <math>1/b</math>, and use this understanding to multiply a fraction by a whole number.</p>   | <p>G4 M5 Lesson 23: Add and multiply unit fractions to build fractions greater than 1 using visual models.</p> <p>G4 M5 Topic G: Repeated Addition of Fractions as Multiplication</p>   |
|        | <p>c. Solve word problems involving multiplication of a fraction by a whole number, e.g., by using visual fraction models and equations to represent the problem.</p>   | <p>G4 M5 Topic G: Repeated Addition of Fractions as Multiplication</p>  |

| Domain | Standards for Mathematical Content   | Aligned Components of <i>Eureka Math</i>   |
|--------|--|--|
|        | <p><b>Cluster: Understand decimal notation for fractions, and compare decimal fractions.</b></p>   |  |
|        | <p><b>4.NF.5</b><br/>Express a fraction with denominator 10 as an equivalent fraction with denominator 100, and use this technique to add two fractions with respective denominators 10 and 100.</p>   | <p>G4 M6 Topic B: Tenths and Hundredths<br/>G4 M6 Topic D: Addition with Tenths and Hundredths<br/>G4 M6 Topic E: Money Amounts as Decimal Numbers</p> |
|        | <p><b>4.NF.6</b><br/>Use decimal notation for fractions with denominators 10 or 100.</p>   | <p>G4 M6: Decimal Fractions</p>  |
|        | <p><b>4.NF.7</b><br/>Compare two decimals to hundredths by reasoning about their size. Recognize that comparisons are valid only when the two decimals refer to the same whole. Record the results of comparisons with the symbols <math>&gt;</math>, <math>=</math>, or <math>&lt;</math>, and justify the conclusions, e.g., by using the number line or another visual model.</p> | <p>G4 M6 Topic C: Decimal Comparison</p>   |

| Domain                      | Standards for Mathematical Content  | Aligned Components of <i>Eureka Math</i>   |
|-----------------------------|---|--|
| <b>Measurement and Data</b> | <b>Cluster: Solve problems involving measurement and conversion of measurements from a larger unit to a smaller unit.</b>   |  |
|                             | <p><b>4.MD.1</b></p> <p>Know relative sizes of measurement units within one system of units including km, m, cm; kg, g; lb., oz.; l, ml; hr, min, sec. Within a single system of measurement, express measurements in a larger unit in terms of a smaller unit. Record measurement equivalents in a two-column table.</p>   | <p>G4 M2: Unit Conversions and Problem Solving with Metric Measurement</p> <p>G4 M5 Lesson 40: Solve word problems involving the multiplication of a whole number and a fraction including those involving line plots.</p> <p>G4 M7: Exploring Measurement with Multiplication</p>   |
|                             | <p><b>4.MD.2</b></p> <p>Use the four operations to solve word problems involving distances, intervals of time, liquid volumes, masses of objects, and money, including problems involving simple fractions or decimals, and problems that require expressing measurements given in a larger unit in terms of a smaller unit. Represent measurement quantities using diagrams such as number line diagrams that feature a measurement scale.</p> | <p>G4 M2: Unit Conversions and Problem Solving with Metric Measurement</p> <p>G4 M6 Lesson 14: Solve word problems involving the addition of measurements in decimal form.</p> <p>G4 M6 Topic E: Money Amounts as Decimal Numbers</p> <p>G4 M7 Topic B: Problem Solving with Measurement</p> <p>G4 M7 Lesson 14: Solve multi-step word problems involving converting mixed number measurements to a single unit.</p> |
|                             | <p><b>4.MD.3</b></p> <p>Apply the area and perimeter formulas for rectangles in real-world and mathematical problems.</p>   | <p>G4 M3 Topic A: Multiplicative Comparison Word Problems</p>  |

**Domain**

**Standards for Mathematical Content**

**Aligned Components of *Eureka Math***

|   |  |   |
|---|--|---|
|   | <p><b>Cluster: Represent and interpret data.</b></p> |   |
| <p><b>4.MD.4</b><br/>                 Make a line plot to display a data set of measurements in fractions of a unit (<math>\frac{1}{2}</math>, <math>\frac{1}{4}</math>, <math>\frac{1}{8}</math>). Solve problems involving addition and subtraction of fractions by using information presented in line plots.</p>  |  | <p>G4 M5 Lesson 28: Solve word problems with line plots.<br/><br/>                 G4 M5 Lesson 40: Solve word problems involving the multiplication of a whole number and a fraction including those involving line plots.</p> |
| <p><b>Cluster: Geometric measurement: understand concepts of angle and measure angles.</b></p>  |  |   |
| <p><b>4.MD.5</b><br/>                 Recognize angles as geometric shapes that are formed wherever two rays share a common endpoint, and understand concepts of angle measurement:</p>   |  |   |
| <p>a. An angle is measured with reference to a circle with its center at the common endpoint of the rays, by considering the fraction of the circular arc between the points where the two rays intersect the circle. An angle that turns through <math>\frac{1}{360}</math> of a circle is called a “one-degree angle,” and can be used to measure angles.</p> |  | <p>G4 M4 Topic B: Angle Measurement</p>   |
| <p>b. An angle that turns through <math>n</math> one-degree angles is said to have an angle measure of <math>n</math> degrees.</p>  |  | <p>G4 M4 Topic B: Angle Measurement</p>   |

| Domain          | Standards for Mathematical Content   | Aligned Components of <i>Eureka Math</i>                           |
|-----------------|--|--|
|                 | <p><b>4.MD.6</b><br/>Measure angles in whole-number degrees using a protractor. Sketch angles of specified measure.</p>  | G4 M4 Topic B: Angle Measurement                                   |
|                 | <p><b>4.MD.7</b><br/>Recognize angle measure as additive. When an angle is decomposed into non-overlapping parts, the angle measure of the whole is the sum of the angle measures of the parts. Solve addition and subtraction problems to find unknown angles on a diagram in real-world and mathematical problems, e.g., by using an equation with a symbol for the unknown angle measure.</p> | G4 M4 Topic C: Problem Solving with the Addition of Angle Measures |
| <b>Geometry</b> | <b>Cluster: Draw and identify lines and angles, and classify shapes by properties of their lines and angles.</b>   |  |
|                 | <p><b>4.G.1</b><br/>Draw points, lines, line segments, rays, angles (right, acute, obtuse), and perpendicular and parallel lines. Identify these in two-dimensional figures.</p>   | G4 M4: Angle Measure and Plane Figures                             |

| Domain | Standards for Mathematical Content  | Aligned Components of <i>Eureka Math</i>            |
|--------|---|---|
|        | <p><b>4.G.2</b></p> <p>Classify two-dimensional figures based on the presence or absence of parallel or perpendicular lines, or the presence or absence of angles of a specified size. Recognize right triangles as a category, and identify right triangles. (Two-dimensional shapes should include special triangles, e.g., equilateral, isosceles, scalene, and special quadrilaterals, e.g., rhombus, square, rectangle, parallelogram, trapezoid.)</p> | G4 M4 Topic D: Two-Dimensional Figures and Symmetry |
|        | <p><b>4.G.3</b></p> <p>Recognize a line of symmetry for a two-dimensional figure as a line across the figure such that the figure can be folded along the line into matching parts. Identify line-symmetric figures and draw lines of symmetry.</p>   | G4 M4 Topic D: Two-Dimensional Figures and Symmetry |