

ABOUT EUREKA MATH

Created by the nonprofit Great Minds, *Eureka Math* helps teachers deliver unparalleled math instruction that provides students with a deep understanding and fluency in math. Crafted by teachers and math scholars, the curriculum carefully sequences the mathematical progressions to maximize coherence from Prekindergarten through Precalculus—a principle tested and proven to be essential in students’ mastery of math.

Teachers and students using *Eureka Math* find the trademark “Aha!” moments in *Eureka Math* to be a source of joy and inspiration, lesson after lesson, year after year.

ALIGNED

Eureka Math is the only curriculum found by EdReports.org to align fully with the Common Core State Standards for Mathematics for all grades, Kindergarten through Grade 8. Great Minds offers detailed analyses which demonstrate how each grade of *Eureka Math* aligns with specific state standards. Access these free alignment studies at greatminds.org/state-studies.

DATA

Schools and districts nationwide are experiencing student growth and impressive test scores after using *Eureka Math*. See their stories and data at greatminds.org/data.

FULL SUITE OF RESOURCES

As a nonprofit, Great Minds offers the *Eureka Math* curriculum as PDF downloads for free, noncommercial use. Access the free PDFs at greatminds.org/math/curriculum.

The teacher–writers who created the curriculum have also developed essential resources, available only from Great Minds, including the following:





- Printed material in English and Spanish
- Digital resources
- Professional development
- Classroom tools and manipulatives
- Teacher support materials
- Parent resources

California Common Core State Standards: Mathematics Correlation to *Eureka Math*[™]

GRADE 7 MATHEMATICS

The Grade 7 California Common Core State Standards: Mathematics are fully covered by the Grade 7 *Eureka Math* curriculum. A detailed analysis of alignment is provided in the table below.

INDICATORS

-  Green indicates that the California standard is fully addressed in *Eureka Math*.
-  Yellow indicates that the California standard may not be completely addressed in *Eureka Math*.
-  Red indicates that the California standard is not addressed in *Eureka Math*.
-  Blue indicates there is a discrepancy between the grade level at which this standard is addressed in the California standards and in *Eureka Math*.

Standards for Mathematical Practice

Aligned Components of *Eureka Math*

1: Make sense of problems and persevere in solving them.

Mathematically proficient students start by explaining to themselves the meaning of a problem and looking for entry points to its solution. They analyze givens, constraints, relationships, and goals. They make conjectures about the form and meaning of the solution and plan a solution pathway rather than simply jumping into a solution attempt. They consider analogous problems, and try special cases and simpler forms of the original problem in order to gain insight into its solution. They monitor and evaluate their progress and change course if necessary. Older students might, depending on the context of the problem, transform algebraic expressions or change the viewing window on their graphing calculator to get the information they need. Mathematically proficient students can explain correspondences between equations, verbal descriptions, tables, and graphs or draw diagrams of important features and relationships, graph data, and search for regularity or trends. Younger students might rely on using concrete objects or pictures to help conceptualize and solve a problem. Mathematically proficient students check their answers to problems using a different method, and they continually ask themselves, “Does this make sense?” They can understand the approaches of others to solving complex problems and identify correspondences between different approaches.

Lessons in every module engage students in making sense of problems and persevering in solving them as required by this standard. This practice standard is analogous to the CCSSM Standards for Mathematical Practice 1, which is specifically addressed in the following modules:

G7 M1: Ratios and Proportional Relationships

G7 M2: Rational Numbers

G7 M4: Percent and Proportional Relationships

G7 M6: Geometry

Standards for Mathematical Practice

Aligned Components of *Eureka Math*

2: Reason abstractly and quantitatively.

Mathematically proficient students make sense of quantities and their relationships in problem situations. They bring two complementary abilities to bear on problems involving quantitative relationships: the ability to *decontextualize*—to abstract a given situation and represent it symbolically and manipulate the representing symbols as if they have a life of their own, without necessarily attending to their referents—and the ability to *contextualize*, to pause as needed during the manipulation process in order to probe into the referents for the symbols involved. Quantitative reasoning entails habits of creating a coherent representation of the problem at hand; considering the units involved; attending to the meaning of quantities, not just how to compute them; and knowing and flexibly using different properties of operations and objects.

Lessons in every module engage students in reasoning abstractly and quantitatively as required by this standard. This practice standard is analogous to the CCSSM Standards for Mathematical Practice 2, which is specifically addressed in the following modules:

G7 M1: Ratios and Proportional Relationships

G7 M2: Rational Numbers

G7 M3: Expressions and Equations

G7 M4: Percent and Proportional Relationships

G7 M5: Statistics and Probability

Standards for Mathematical Practice

3: Construct viable arguments and critique the reasoning of others.

Mathematically proficient students understand and use stated assumptions, definitions, and previously established results in constructing arguments. They make conjectures and build a logical progression of statements to explore the truth of their conjectures. They are able to analyze situations by breaking them into cases, and can recognize and use counterexamples. They justify their conclusions, communicate them to others, and respond to the arguments of others. They reason inductively about data, making plausible arguments that take into account the context from which the data arose. Mathematically proficient students are also able to compare the effectiveness of two plausible arguments, distinguish correct logic or reasoning from that which is flawed, and—if there is a flaw in an argument—explain what it is. Elementary students can construct arguments using concrete referents such as objects, drawings, diagrams, and actions. Such arguments can make sense and be correct, even though they are not generalized or made formal until later grades. Later, students learn to determine domains to which an argument applies. Students at all grades can listen or read the arguments of others, decide whether they make sense, and ask useful questions to clarify or improve the arguments.

Aligned Components of *Eureka Math*

Lessons in every module engage students in constructing viable arguments and critiquing the reasoning of others as required by this standard. This practice standard is analogous to the CCSSM Standards for Mathematical Practice 3, which is specifically addressed in the following modules:

G7 M5: Statistics and Probability

G7 M6: Geometry

Standards for Mathematical Practice

Aligned Components of *Eureka Math*

4: Model with mathematics.

Mathematically proficient students can apply the mathematics they know to solve problems arising in everyday life, society, and the workplace. In early grades, this might be as simple as writing an addition equation to describe a situation. In middle grades, a student might apply proportional reasoning to plan a school event or analyze a problem in the community. By high school, a student might use geometry to solve a design problem or use a function to describe how one quantity of interest depends on another. Mathematically proficient students who can apply what they know are comfortable making assumptions and approximations to simplify a complicated situation, realizing that these may need revision later. They are able to identify important quantities in a practical situation and map their relationships using such tools as diagrams, two-way tables, graphs, flowcharts and formulas. They can analyze those relationships mathematically to draw conclusions. They routinely interpret their mathematical results in the context of the situation and reflect on whether the results make sense, possibly improving the model if it has not served its purpose.

Lessons in every module engage students in modeling with mathematics as required by this standard. This practice standard is analogous to the CCSSM Standards for Mathematical Practice 4, which is specifically addressed in the following modules:

G7 M2: Rational Numbers

G7 M3: Expressions and Equations

G7 M5: Statistics and Probability

Standards for Mathematical Practice

Aligned Components of *Eureka Math*

5: Use appropriate tools strategically.

Mathematically proficient students consider the available tools when solving a mathematical problem. These tools might include pencil and paper, concrete models, a ruler, a protractor, a calculator, a spreadsheet, a computer algebra system, a statistical package, or dynamic geometry software. Proficient students are sufficiently familiar with tools appropriate for their grade or course to make sound decisions about when each of these tools might be helpful, recognizing both the insight to be gained and their limitations. For example, mathematically proficient high school students analyze graphs of functions and solutions generated using a graphing calculator. They detect possible errors by strategically using estimation and other mathematical knowledge. When making mathematical models, they know that technology can enable them to visualize the results of varying assumptions, explore consequences, and compare predictions with data. Mathematically proficient students at various grade levels are able to identify relevant external mathematical resources, such as digital content located on a website, and use them to pose or solve problems. They are able to use technological tools to explore and deepen their understanding of concepts.

Lessons in every module engage students in using appropriate tools strategically as required by this standard. This practice standard is analogous to the CCSSM Standards for Mathematical Practice 5, which is specifically addressed in the following modules:

G7 M4: Percent and Proportional Relationships

G7 M5: Statistics and Probability

G7 M6: Geometry

Standards for Mathematical Practice

Aligned Components of *Eureka Math*

6: Attend to precision.

Mathematically proficient students try to communicate precisely to others. They try to use clear definitions in discussion with others and in their own reasoning. They state the meaning of the symbols they choose, including using the equal sign consistently and appropriately. They are careful about specifying units of measure, and labeling axes to clarify the correspondence with quantities in a problem. They calculate accurately and efficiently, express numerical answers with a degree of precision appropriate for the problem context. In the elementary grades, students give carefully formulated explanations to each other. By the time they reach high school they have learned to examine claims and make explicit use of definitions

Lessons in every module engage students in attending to precision as required by this standard. This practice standard is analogous to the CCSSM Standards for Mathematical Practice 6, which is specifically addressed in the following modules:

G7 M2: Rational Numbers

G7 M3: Expressions and Equations

G7 M4: Percent and Proportional Relationships

G7 M5: Statistics and Probability

Standards for Mathematical Practice

Aligned Components of *Eureka Math*

7: Look for and make use of structure.

Mathematically proficient students look closely to discern a pattern or structure. Young students, for example, might notice that three and seven more is the same amount as seven and three more, or they may sort a collection of shapes according to how many sides the shapes have. Later, students will see 7×8 equals the well-remembered $7 \times 5 + 7 \times 3$, in preparation for learning about the distributive property. In the expression $x^2 + 9x + 14$, older students can see the 14 as 2×7 and the 9 as $2 + 7$. They recognize the significance of an existing line in a geometric figure and can use the strategy of drawing an auxiliary line for solving problems. They also can step back for an overview and shift perspective. They can see complicated things, such as some algebraic expressions, as single objects or as being composed of several objects. For example, they can see $5 - 3(x - y)^2$ as 5 minus a positive number times a square and use that to realize that its value cannot be more than 5 for any real numbers x and y .

Lessons in every module engage students in looking for and making use of structure as required by this standard. This practice standard is analogous to the CCSSM Standards for Mathematical Practice 7, which is specifically addressed in the following modules:

G7 M2: Rational Numbers

G7 M3: Expressions and Equations

G7 M4: Percent and Proportional Relationships

G7 M6: Geometry

Standards for Mathematical Practice

Aligned Components of *Eureka Math*

8: Look for and express regularity in repeated reasoning.

Mathematically proficient students notice if calculations are repeated, and look both for general methods and for shortcuts. Upper elementary students might notice when dividing 25 by 11 that they are repeating the same calculations over and over again, and conclude they have a repeating decimal. By paying attention to the calculation of slope as they repeatedly check whether points are on the line through (1, 2) with slope 3, middle school students might abstract the equation $(y - 2)/(x - 1) = 3$. Noticing the regularity in the way terms cancel when expanding $(x - 1)(x + 1)$, $(x - 1)(x^2 + x + 1)$, and $(x - 1)(x^3 + x^2 + x + 1)$ might lead them to the general formula for the sum of a geometric series. As they work to solve a problem, mathematically proficient students maintain oversight of the process, while attending to the details. They continually evaluate the reasonableness of their intermediate results.

Lessons in every module engage students in looking for and expressing regularity in repeated reasoning as required by this standard. This practice standard is analogous to the CCSSM Standards for Mathematical Practice 8, which is specifically addressed in the following modules:

G7 M3: Expressions and Equations

Domain	Standards for Mathematical Content	Aligned Components of <i>Eureka Math</i>
Ratios and Proportional Relationships	Cluster: Analyze proportional relationships and use them to solve real-world and mathematical problems.	
	7.RP.1 Compute unit rates associated with ratios of fractions, including ratios of lengths, areas and other quantities measured in like or different units.	G7 M1 Topic C: Ratios and Rates Involving Fractions
	7.RP.2 Recognize and represent proportional relationships between quantities.	
	a. Decide whether two quantities are in a proportional relationship, e.g., by testing for equivalent ratios in a table or graphing on a coordinate plane and observing whether the graph is a straight line through the origin.	G7 M1 Topic A: Proportional Relationships
b. Identify the constant of proportionality (unit rate) in tables, graphs, equations, diagrams, and verbal descriptions of proportional relationships.	G7 M1 Topic B: Unit Rate and the Constant of Proportionality G7 M1 Lesson 15: Equations of Graphs of Proportional Relationships Involving Fractions G7 M1 Lesson 16: Relating Scale Drawings to Ratios and Rates G7 M4 Lesson 12: The Scale Factor as a Percent for a Scale Drawing	

Domain	Standards for Mathematical Content	Aligned Components of <i>Eureka Math</i>
	c. Represent proportional relationships by equations.	<p>G7 M1 Lesson 2: Proportional Relationships</p> <p>G7 M1 Topic B: Unit Rate and Constant of Proportionality</p> <p>G7 M1 Lesson 14: Multi-Step Ratio Problems</p> <p>G7 M4: Percent and Proportional Relationships</p>
	d. Explain what a point (x, y) on the graph of a proportional relationship means in terms of the situation, with special attention to the points $(0, 0)$ and $(1, r)$ where r is the unit rate.	<p>G7 M1 Lesson 10: Interpreting Graphs of Proportional Relationships</p>
	<p>7.RP.3</p> <p>Use proportional relationships to solve multistep ratio and percent problems.</p>	<p>G7 M1 Lesson 13: Finding Equivalent Ratios Given the Total Quantity</p> <p>G7 M4: Percent and Proportional Relationships</p>

Domain	Standards for Mathematical Content	Aligned Components of <i>Eureka Math</i>
The Number System	Cluster: Apply and extend previous understandings of operations with fractions to add, subtract, multiply, and divide rational numbers.	
	7.NS.1 Apply and extend previous understandings of addition and subtraction to add and subtract rational numbers; represent addition and subtraction on a horizontal or vertical number line diagram.	
	a. Describe situations in which opposite quantities combine to make 0.	G7 M2 Lesson 1: Opposite Quantities Combine to Make Zero
	b. Understand $p + q$ as the number located a distance $ q $ from p , in the positive or negative direction depending on whether q is positive or negative. Show that a number and its opposite have a sum of 0 (are additive inverses). Interpret sums of rational numbers by describing real-world contexts.	G7 M2 Topic A: Addition and Subtraction of Integers and Rational Numbers
c. Understand subtraction of rational numbers as adding the additive inverse, $p - q = p + (-q)$. Show that the distance between two rational numbers on the number line is the absolute value of their difference, and apply this principle in real-world contexts.	G7 M2 Topic A: Addition and Subtraction of Integers and Rational Numbers	

Domain	Standards for Mathematical Content	Aligned Components of <i>Eureka Math</i>
	<p>d. Apply properties of operations as strategies to add and subtract rational numbers.</p>	<p>G7 M2 Lessons 8–9: Applying the Properties of Operations to Add and Subtract Rational Numbers</p>
	<p>7.NS.2 Apply and extend previous understandings of multiplication and division and of fractions to multiply and divide rational numbers.</p>	
	<p>a. Understand that multiplication is extended from fractions to rational numbers by requiring that operations continue to satisfy the properties of operations, particularly the distributive property, leading to products such as $(-1)(-1) = 1$ and the rules for multiplying signed numbers. Interpret products of rational numbers by describing real-world contexts.</p>	<p>G7 M2 Lesson 10: Understanding Multiplication of Integers</p> <p>G7 M2 Lesson 11: Develop Rules for Multiplying Signed Numbers</p> <p>G7 M2 Lesson 15: Multiplication and Division of Rational Numbers</p>
	<p>b. Understand that integers can be divided, provided that the divisor is not zero, and every quotient of integers (with non-zero divisor) is a rational number. If p and q are integers, then $-(p/q) = (-p)/q = p/(-q)$. Interpret quotients of rational numbers by describing real-world contexts.</p>	<p>G7 M2 Lesson 12: Division of Integers</p> <p>G7 M2 Lesson 15: Multiplication and Division of Rational Numbers</p>

Domain	Standards for Mathematical Content	Aligned Components of <i>Eureka Math</i>
	c. Apply properties of operations as strategies to multiply and divide rational numbers.	G7 M2 Lesson 16: Applying the Properties of Operations to Multiply and Divide Rational Numbers
	d. Convert a rational number to a decimal using long division; know that the decimal form of a rational number terminates in 0s or eventually repeats.	G7 M2 Lesson 14: Converting Rational Numbers to Decimals Using Long Division
	7.NS.3 Solve real-world and mathematical problems involving the four operations with rational numbers.	G7 M2 Lesson 15: Multiplication and Division of Rational Numbers G7 M2 Lessons 18–19: Writing, Evaluating, and Finding Equivalent Expressions with Rational Numbers G7 M2 Lesson 20: Investments—Performing Operations with Rational Numbers
Expressions and Equations	Cluster: Use properties of operations to generate equivalent expressions.	
	7.EE.1 Apply properties of operations as strategies to add, subtract, factor, and expand linear expressions with rational coefficients.	G7 M3 Topic A: Use Properties of Operations to Generate Equivalent Expressions
	7.EE.2 Understand that rewriting an expression in different forms in a problem context can shed light on the problem and how the quantities in it are related.	G7 M2 Lessons 18–19: Writing, Evaluating, and Finding Equivalent Expressions with Rational Numbers G7 M3 Lessons 3–4: Writing Products as Sums and Sums as Products

Domain	Standards for Mathematical Content	Aligned Components of <i>Eureka Math</i>
	<p>Cluster: Solve real-life and mathematical problems using numerical and algebraic expressions and equations.</p> <p>7.EE.3 Solve multi-step real-life and mathematical problems posed with positive and negative rational numbers in any form (whole numbers, fractions, and decimals), using tools strategically. Apply properties of operations to calculate with numbers in any form; convert between forms as appropriate; and assess the reasonableness of answers using mental computation and estimation strategies.</p>	<p>G7 M3 Topic B: Solve Problems Using Expressions, Equations, and Inequalities</p> <p>G7 M4: Percent and Proportional Relationships</p>

Domain	Standards for Mathematical Content	Aligned Components of <i>Eureka Math</i>
	<p>7.EE.4 Use variables to represent quantities in a real-world or mathematical problem, and construct simple equations and inequalities to solve problems by reasoning about the quantities.</p>	
	<p>a. Solve word problems leading to equations of the form $px + q = r$ and $p(x + q) = r$, where p, q, and r are specific rational numbers. Solve equations of these forms fluently. Compare an algebraic solution to an arithmetic solution, identifying the sequence of the operations used in each approach.</p>	<p>G7 M2 Lesson 17: Comparing Tape Diagram Solutions to Algebraic Solutions</p> <p>G7 M2 Lessons 22–23: Solving Equations Using Algebra</p> <p>G7 M3 Topic B: Solve Problems Using Expressions, Equations, and Inequalities</p> <p>G7 M4 Lesson 10: Simple Interest</p> <p>G7 M4 Lesson 11: Tax, Commissions, Fees, and Other Real-World Percent Applications</p> <p>G7 M4 Lesson 17: Mixture Problems</p>
	<p>b. Solve word problems leading to inequalities of the form $px + q > r$ or $px + q < r$, where p, q, and r are specific rational numbers. Graph the solution set of the inequality and interpret it in the context of the problem.</p>	<p>G7 M3 Lesson 12: Properties of Inequalities</p> <p>G7 M3 Lesson 13: Inequalities</p> <p>G7 M3 Lesson 14: Solving Inequalities</p> <p>G7 M3 Lesson 15: Graphing Solutions to Inequalities</p>

Domain	Standards for Mathematical Content	Aligned Components of <i>Eureka Math</i>
Geometry	Cluster: Draw, construct, and describe geometrical figures and describe the relationships between them.	
	<p>7.G.1 Solve problems involving scale drawings of geometric figures, including computing actual lengths and areas from a scale drawing and reproducing a scale drawing at a different scale.</p>	<p>G7 M1 Topic D: Ratios of Scale Drawings G7 M4 Topic C: Scale Drawings</p>
	<p>7.G.2 Draw (freehand, with ruler and protractor, and with technology) geometric shapes with given conditions. Focus on constructing triangles from three measures of angles or sides, noticing when the conditions determine a unique triangle, more than one triangle, or no triangle.</p>	<p>G7 M6 Topic B: Constructing Triangles</p>
	<p>7.G.3 Describe the two-dimensional figures that result from slicing three-dimensional figures, as in plane sections of right rectangular prisms and right rectangular pyramids.</p>	<p>G7 M6 Topic C: Slicing Solids</p>

Domain	Standards for Mathematical Content	Aligned Components of <i>Eureka Math</i>
	<p>Cluster: Solve real-life and mathematical problems involving angle measure, area, surface area, and volume.</p>	
	<p>7.G.4 Know the formulas for the area and circumference of a circle and use them to solve problems; give an informal derivation of the relationship between the circumference and area of a circle.</p>	<p>G7 M3 Lesson 16: The Most Famous Ratio of All</p> <p>G7 M3 Lesson 17: The Area of a Circle</p> <p>G7 M3 Lesson 18: More Problems on Area and Circumference</p> <p>G7 M3 Lesson 20: Composite Area Problems</p>
	<p>7.G.5 Use facts about supplementary, complementary, vertical, and adjacent angles in a multi-step problem to write and solve simple equations for an unknown angle in a figure.</p>	<p>G7 M3 Lessons 10–11: Angle Problems and Solving Equations</p> <p>G7 M6 Topic A: Unknown Angles</p>
	<p>7.G.6 Solve real-world and mathematical problems involving area, volume and surface area of two- and three-dimensional objects composed of triangles, quadrilaterals, polygons, cubes, and right prisms.</p>	<p>G7 M3 Topic C: Use Equations and Inequalities to Solve Geometry Problems</p> <p>G7 M6 Topic D: Problems Involving Area and Surface Area</p> <p>G7 M6 Topic E: Problems Involving Volume</p>

Domain	Standards for Mathematical Content	Aligned Components of <i>Eureka Math</i>
Statistics and Probability	Cluster: Use random sampling to draw inferences about a population.	
	<p>7.SP.1 Understand that statistics can be used to gain information about a population by examining a sample of the population; generalizations about a population from a sample are valid only if the sample is representative of that population. Understand that random sampling tends to produce representative samples and support valid inferences.</p>	G7 M5 Topic C: Random Sampling and Estimating Population Characteristics
	<p>7.SP.2 Use data from a random sample to draw inferences about a population with an unknown characteristic of interest. Generate multiple samples (or simulated samples) of the same size to gauge the variation in estimates or predictions.</p>	G7 M5 Topic C: Random Sampling and Estimating Population Characteristics

Domain**Standards for Mathematical Content****Aligned Components of *Eureka Math***

Domain	Standards for Mathematical Content	Aligned Components of <i>Eureka Math</i>
	Cluster: Draw informal comparative inferences about two populations.	
	7.SP.3 Informally assess the degree of visual overlap of two numerical data distributions with similar variabilities, measuring the difference between the centers by expressing it as a multiple of a measure of variability.	G7 M5 Topic D: Comparing Populations
	7.SP.4 Use measures of center and measures of variability for numerical data from random samples to draw informal comparative inferences about two populations.	G7 M5 Topic D: Comparing Populations
	Cluster: Investigate chance processes and develop, use, and evaluate probability models.	
	7.SP.5 Understand that the probability of a chance event is a number between 0 and 1 that expresses the likelihood of the event occurring. Larger numbers indicate greater likelihood. A probability near 0 indicates an unlikely event, a probability around 1/2 indicates an event that is neither unlikely nor likely, and a probability near 1 indicates a likely event.	G7 M5 Lesson 1: Chance Experiments

Domain	Standards for Mathematical Content	Aligned Components of <i>Eureka Math</i>
	<p>7.SP.6 Approximate the probability of a chance event by collecting data on the chance process that produces it and observing its long-run relative frequency, and predict the approximate relative frequency given the probability.</p>	<p>G7 M5 Topic A: Calculating and Interpreting Probabilities</p> <p>G7 M5 Lesson 8: The Difference Between Theoretical Probabilities and Estimated Probabilities</p> <p>G7 M5 Lesson 12: Applying Probability to Make Informed Decisions</p>
	<p>7.SP.7 Develop a probability model and use it to find probabilities of events. Compare probabilities from a model to observed frequencies; if the agreement is not good, explain possible sources of the discrepancy.</p>	
	<p>a. Develop a uniform probability model by assigning equal probability to all outcomes, and use the model to determine probabilities of events.</p>	<p>G7 M5 Lesson 4: Calculating Probabilities for Chance Experiments with Equally Likely Outcomes</p>
	<p>b. Develop a probability model (which may not be uniform) by observing frequencies in data generated from a chance process.</p>	<p>G7 M5 Lesson 5: Chance Experiments with Outcomes That Are Not Equally Likely</p> <p>G7 M5 Lesson 8: The Difference Between Theoretical Probabilities and Estimated Probabilities</p> <p>G7 M5 Lesson 9: Comparing Estimated Probabilities to Probabilities Predicted by a Model</p> <p>G7 M5 Lesson 12: Applying Probability to Make Informed Decisions</p>

Domain	Standards for Mathematical Content	Aligned Components of <i>Eureka Math</i>
	<p>7.SP.8 Find probabilities of compound events using organized lists, tables, tree diagrams, and simulation.</p>	
	<p>a. Understand that, just as with simple events, the probability of a compound event is the fraction of outcomes in the sample space for which the compound event occurs.</p>	<p>G7 M5 Lesson 6: Using Tree Diagrams to Represent a Sample Space and to Calculate Probabilities</p> <p>G7 M5 Lesson 7: Calculating Probabilities of Compound Events</p> <p>G7 M5 Lessons 10–11: Conducting a Simulation to Estimate the Probability of an Event</p>
	<p>b. Represent sample spaces for compound events using methods such as organized lists, tables and tree diagrams. For an event described in everyday language (e.g., “rolling double sixes”), identify the outcomes in the sample space which compose the event.</p>	<p>G7 M5 Lesson 6: Using Tree Diagrams to Represent a Sample Space and to Calculate Probabilities</p> <p>G7 M5 Lesson 7: Calculating Probabilities of Compound Events</p>
	<p>c. Design and use a simulation to generate frequencies for compound events.</p>	<p>G7 M5 Lessons 10–11: Conducting a Simulation to Estimate the Probability of an Event</p>