

## ABOUT *EUREKA MATH*

Created by the nonprofit Great Minds, *Eureka Math* helps teachers deliver unparalleled math instruction that provides students with a deep understanding and fluency in math. Crafted by teachers and math scholars, the curriculum carefully sequences the mathematical progressions to maximize coherence from Prekindergarten through Precalculus—a principle tested and proven to be essential in students’ mastery of math.

Teachers and students using *Eureka Math* find the trademark “Aha!” moments in *Eureka Math* to be a source of joy and inspiration, lesson after lesson, year after year.

## ALIGNED

*Eureka Math* is the only curriculum found by EdReports.org to align fully with the Common Core State Standards for Mathematics for all grades, Kindergarten through Grade 8. Great Minds offers detailed analyses which demonstrate how each grade of *Eureka Math* aligns with specific state standards. Access these free alignment studies at [greatminds.org/state-studies](http://greatminds.org/state-studies).

## DATA

Schools and districts nationwide are experiencing student growth and impressive test scores after using *Eureka Math*. See their stories and data at [greatminds.org/data](http://greatminds.org/data).

## FULL SUITE OF RESOURCES

As a nonprofit, Great Minds offers the *Eureka Math* curriculum as PDF downloads for free, noncommercial use. Access the free PDFs at [greatminds.org/math/curriculum](http://greatminds.org/math/curriculum).

The teacher–writers who created the curriculum have also developed essential resources, available only from Great Minds, including the following:

- Printed material in English and Spanish
- Digital resources
- Professional development
- Classroom tools and manipulatives
- Teacher support materials
- Parent resources





# Hawaii Common Core State Standards: Mathematics Correlation to *Eureka Math*<sup>™</sup>

---

## ALGEBRA II

The majority of the Algebra II Hawaii Common Core State Standards: Mathematics are fully covered by the Algebra II *Eureka Math* curriculum. The areas where the Algebra II Hawaii Common Core State Standards: Mathematics and Algebra II *Eureka Math* do not align will require the use of *Eureka Math* content from other courses. A detailed analysis of alignment is provided in the table below.

## INDICATORS

-  Green indicates that the Hawaii standard is fully addressed in *Eureka Math*.
-  Yellow indicates that the Hawaii standard may not be completely addressed in *Eureka Math*.
-  Red indicates that the Hawaii standard is not addressed in *Eureka Math*.
-  Blue indicates there is a discrepancy between the grade level at which this standard is addressed in the Hawaii standards and in *Eureka Math*.

## Standards for Mathematical Practice

## Aligned Components of *Eureka Math*

### **1: Make sense of problems and persevere in solving them.**

Mathematically proficient students start by explaining to themselves the meaning of a problem and looking for entry points to its solution. They analyze givens, constraints, relationships, and goals. They make conjectures about the form and meaning of the solution and plan a solution pathway rather than simply jumping into a solution attempt. They consider analogous problems, and try special cases and simpler forms of the original problem in order to gain insight into its solution. They monitor and evaluate their progress and change course if necessary. Older students might, depending on the context of the problem, transform algebraic expressions or change the viewing window on their graphing calculator to get the information they need. Mathematically proficient students can explain correspondences between equations, verbal descriptions, tables, and graphs or draw diagrams of important features and relationships, graph data, and search for regularity or trends. Younger students might rely on using concrete objects or pictures to help conceptualize and solve a problem. Mathematically proficient students check their answers to problems using a different method, and they continually ask themselves, “Does this make sense?” They can understand the approaches of others to solving complex problems and identify correspondences between different approaches.

Lessons in every module engage students in making sense of problems and persevering in solving them as required by this standard. This practice standard is analogous to the CCSSM Standards for Mathematical Practice 1, which is specifically addressed in the following modules:

Algebra II M1: Polynomial, Rational, and Radical Relationships

Algebra II M2: Trigonometric Functions

Algebra II M3: Exponential and Logarithmic Functions

## Standards for Mathematical Practice

## Aligned Components of *Eureka Math*

### **2: Reason abstractly and quantitatively.**

Mathematically proficient students make sense of quantities and their relationships in problem situations. They bring two complementary abilities to bear on problems involving quantitative relationships: the ability to *decontextualize*—to abstract a given situation and represent it symbolically and manipulate the representing symbols as if they have a life of their own, without necessarily attending to their referents—and the ability to *contextualize*, to pause as needed during the manipulation process in order to probe into the referents for the symbols involved. Quantitative reasoning entails habits of creating a coherent representation of the problem at hand; considering the units involved; attending to the meaning of quantities, not just how to compute them; and knowing and flexibly using different properties of operations and objects.

Lessons in every module engage students in reasoning abstractly and quantitatively as required by this standard. This practice standard is analogous to the CCSSM Standards for Mathematical Practice 2, which is specifically addressed in the following modules:

Algebra II M1: Polynomial, Rational, and Radical Relationships

Algebra II M2: Trigonometric Functions

Algebra II M3: Exponential and Logarithmic Functions

Algebra II M4: Inferences and Conclusions from Data

## Standards for Mathematical Practice

### **3: Construct viable arguments and critique the reasoning of others.**

Mathematically proficient students understand and use stated assumptions, definitions, and previously established results in constructing arguments. They make conjectures and build a logical progression of statements to explore the truth of their conjectures. They are able to analyze situations by breaking them into cases, and can recognize and use counterexamples. They justify their conclusions, communicate them to others, and respond to the arguments of others. They reason inductively about data, making plausible arguments that take into account the context from which the data arose. Mathematically proficient students are also able to compare the effectiveness of two plausible arguments, distinguish correct logic or reasoning from that which is flawed, and—if there is a flaw in an argument—explain what it is. Elementary students can construct arguments using concrete referents such as objects, drawings, diagrams, and actions. Such arguments can make sense and be correct, even though they are not generalized or made formal until later grades. Later, students learn to determine domains to which an argument applies. Students at all grades can listen or read the arguments of others, decide whether they make sense, and ask useful questions to clarify or improve the arguments.

## Aligned Components of *Eureka Math*

Lessons in every module engage students in constructing viable arguments and critiquing the reasoning of others as required by this standard. This practice standard is analogous to the CCSSM Standards for Mathematical Practice 3, which is specifically addressed in the following modules:

Algebra II M2: Trigonometric Functions

Algebra II M4: Inferences and Conclusions from Data

## Standards for Mathematical Practice

## Aligned Components of *Eureka Math*

### **4: Model with mathematics.**

Mathematically proficient students can apply the mathematics they know to solve problems arising in everyday life, society, and the workplace. In early grades, this might be as simple as writing an addition equation to describe a situation. In middle grades, a student might apply proportional reasoning to plan a school event or analyze a problem in the community. By high school, a student might use geometry to solve a design problem or use a function to describe how one quantity of interest depends on another. Mathematically proficient students who can apply what they know are comfortable making assumptions and approximations to simplify a complicated situation, realizing that these may need revision later. They are able to identify important quantities in a practical situation and map their relationships using such tools as diagrams, two-way tables, graphs, flowcharts and formulas. They can analyze those relationships mathematically to draw conclusions. They routinely interpret their mathematical results in the context of the situation and reflect on whether the results make sense, possibly improving the model if it has not served its purpose.

Lessons in every module engage students in modeling with mathematics as required by this standard. This practice standard is analogous to the CCSSM Standards for Mathematical Practice 4, which is specifically addressed in the following modules:

Algebra II M1: Polynomial, Rational, and Radical Relationships

Algebra II M2: Trigonometric Functions

Algebra II M3: Exponential and Logarithmic Functions

Algebra II M4: Inferences and Conclusions from Data

## Standards for Mathematical Practice

## Aligned Components of *Eureka Math*

### **5: Use appropriate tools strategically.**

Mathematically proficient students consider the available tools when solving a mathematical problem. These tools might include pencil and paper, concrete models, a ruler, a protractor, a calculator, a spreadsheet, a computer algebra system, a statistical package, or dynamic geometry software. Proficient students are sufficiently familiar with tools appropriate for their grade or course to make sound decisions about when each of these tools might be helpful, recognizing both the insight to be gained and their limitations. For example, mathematically proficient high school students analyze graphs of functions and solutions generated using a graphing calculator. They detect possible errors by strategically using estimation and other mathematical knowledge. When making mathematical models, they know that technology can enable them to visualize the results of varying assumptions, explore consequences, and compare predictions with data. Mathematically proficient students at various grade levels are able to identify relevant external mathematical resources, such as digital content located on a website, and use them to pose or solve problems. They are able to use technological tools to explore and deepen their understanding of concepts.

Lessons in every module engage students in using appropriate tools strategically as required by this standard. This practice standard is analogous to the CCSSM Standards for Mathematical Practice 5, which is specifically addressed in the following modules:

Algebra II M1: Polynomial, Rational, and Radical Relationships

Algebra II M4: Inferences and Conclusions from Data

## Standards for Mathematical Practice

## Aligned Components of *Eureka Math*

### **6: Attend to precision.**

Mathematically proficient students try to communicate precisely to others. They try to use clear definitions in discussion with others and in their own reasoning. They state the meaning of the symbols they choose, including using the equal sign consistently and appropriately. They are careful about specifying units of measure, and labeling axes to clarify the correspondence with quantities in a problem. They calculate accurately and efficiently, express numerical answers with a degree of precision appropriate for the problem context. In the elementary grades, students give carefully formulated explanations to each other. By the time they reach high school they have learned to examine claims and make explicit use of definitions.

Lessons in every module engage students in attending to precision as required by this standard. This practice standard is analogous to the CCSSM Standards for Mathematical Practice 6, which is specifically addressed in the following modules:

Algebra II M1: Polynomial, Rational, and Radical Relationships

Algebra II M2: Trigonometric Functions

Algebra II M3: Exponential and Logarithmic Functions

Algebra II M4: Inferences and Conclusions from Data



## Standards for Mathematical Practice

## Aligned Components of *Eureka Math*

### **7: Look for and make use of structure.**

Mathematically proficient students look closely to discern a pattern or structure. Young students, for example, might notice that three and seven more is the same amount as seven and three more, or they may sort a collection of shapes according to how many sides the shapes have. Later, students will see  $7 \times 8$  equals the well remembered  $7 \times 5 + 7 \times 3$ , in preparation for learning about the distributive property. In the expression  $x^2 + 9x + 14$ , older students can see the 14 as  $2 \times 7$  and the 9 as  $2 + 7$ . They recognize the significance of an existing line in a geometric figure and can use the strategy of drawing an auxiliary line for solving problems. They also can step back for an overview and shift perspective. They can see complicated things, such as some algebraic expressions, as single objects or as being composed of several objects. For example, they can see  $5 - 3(x - y)^2$  as 5 minus a positive number times a square and use that to realize that its value cannot be more than 5 for any real numbers  $x$  and  $y$ .

Lessons in every module engage students in looking for and making use of structure as required by this standard. This practice standard is analogous to the CCSSM Standards for Mathematical Practice 7, which is specifically addressed in the following modules:

Algebra II M1: Polynomial, Rational, and Radical Relationships

Algebra II M2: Trigonometric Functions

Algebra II M3: Exponential and Logarithmic Functions

## Standards for Mathematical Practice

## Aligned Components of *Eureka Math*

### **8: Look for and express regularity in repeated reasoning.**

Mathematically proficient students notice if calculations are repeated, and look both for general methods and for shortcuts. Upper elementary students might notice when dividing 25 by 11 that they are repeating the same calculations over and over again, and conclude they have a repeating decimal. By paying attention to the calculation of slope as they repeatedly check whether points are on the line through (1, 2) with slope 3, middle school students might abstract the equation  $(y - 2)/(x - 1) = 3$ . Noticing the regularity in the way terms cancel when expanding  $(x - 1)(x + 1)$ ,  $(x - 1)(x^2 + x + 1)$ , and  $(x - 1)(x^3 + x^2 + x + 1)$  might lead them to the general formula for the sum of a geometric series. As they work to solve a problem, mathematically proficient students maintain oversight of the process, while attending to the details. They continually evaluate the reasonableness of their intermediate results.

Lessons in every module engage students in looking for and expressing regularity in repeated reasoning as required by this standard. This practice standard is analogous to the CCSSM Standards for Mathematical Practice 8, which is specifically addressed in the following modules:

Algebra II M1: Polynomial, Rational, and Radical Relationships

Algebra II M2: Trigonometric Functions

Algebra II M3: Exponential and Logarithmic Functions

Conceptual Category	Domain	Standards for Mathematical Content	Aligned Components of <i>Eureka Math</i>
Number and Quantity	The Complex Number System	<b>Cluster: Perform arithmetic operations with complex numbers.</b>	
		<b>N-CN.A.1</b> Know there is a complex number $i$ such that $i^2 = -1$ , and every complex number has the form $a + bi$ with $a$ and $b$ real.	Algebra II M1 Lesson 37: A Surprising Boost from Geometry
		<b>N-CN.A.2</b> Use the relation $i^2 = -1$ and the commutative, associative, and distributive properties to add, subtract, and multiply complex numbers.	Algebra II M1 Lesson 37: A Surprising Boost from Geometry
		<b>Cluster: Use complex numbers in polynomial identities and equations.</b>	
		<b>N-CN.C.7</b> Solve quadratic equations with real coefficients that have complex solutions.	Algebra II M1 Lesson 38: Complex Numbers as Solutions to Equations  Algebra II M1 Lesson 39: Factoring Extended to the Complex Realm
		<b>N-CN.C.8</b> (+) Extend polynomial identities to the complex numbers.	Algebra II M1 Lesson 39: Factoring Extended to the Complex Realm  Algebra II M1 Lesson 40: Obstacles Resolved—A Surprising Result
		<b>N-CN.C.9</b> (+) Know the Fundamental Theorem of Algebra; show that it is true for quadratic polynomials.	Algebra II M1 Lesson 40: Obstacles Resolved—A Surprising Result

Conceptual Category	Domain	Standards for Mathematical Content	Aligned Components of <i>Eureka Math</i>
Algebra	Seeing Structure in Expressions	<b>Cluster: Interpret the structure of expressions.</b>	
		<b>A-SSE.A.1</b> Interpret expressions that represent a quantity in terms of its context.	
		a. Interpret parts of an expression, such as terms, factors, and coefficients.	Algebra II M1 Lesson 14: Graphing Factored Polynomials Algebra II M1 Lesson 15: Structure in Graphs of Polynomial Functions
		b. Interpret complicated expressions by viewing one or more of their parts as a single entity.	Algebra II M3 Topic D: Using Logarithms in Modeling Situations
		<b>A-SSE.A.2</b> Use the structure of an expression to identify ways to rewrite it.	Algebra II M1 Topic A: Polynomials—From Base Ten to Base X Algebra II M1 Lesson 12: Overcoming Obstacles in Factoring Algebra II M1 Lesson 13: Mastering Factoring Algebra II M3 Lesson 12: Properties of Logarithms Algebra II M3 Lesson 14: Solving Logarithmic Equations Algebra II M3 Lesson 15: Why Were Logarithms Developed?

Conceptual Category	Domain	Standards for Mathematical Content	Aligned Components of <i>Eureka Math</i>
		<b>Cluster: Write expressions in equivalent forms to solve problems.</b>	
		<b>A-SSE.B.4</b> Derive the formula for the sum of a finite geometric series (when the common ratio is not 1), and use the formula to solve problems.	Algebra II M3 Topic E: Geometric Series and Finance
	<b>Arithmetic with Polynomials and Rational Expressions</b>	<b>Cluster: Perform arithmetic operations on polynomials.</b>	
		<b>A-APR.A.1</b> Understand that polynomials form a system analogous to the integers, namely, they are closed under the operations of addition, subtraction, and multiplication; add, subtract, and multiply polynomials.	Algebra I M1 Topic B: The Structure of Expressions  Algebra I M4 Lessons 1–2: Multiplying and Factoring Polynomial Expressions  Algebra I M4 Lessons 3–4: Advanced Factoring Strategies for Quadratic Expressions

Conceptual Category	Domain	Standards for Mathematical Content	Aligned Components of <i>Eureka Math</i>
		<b>Cluster: Understand the relationship between zeros and factors of polynomials.</b>	
		<b>A-APR.B.2</b> Know and apply the Remainder Theorem: For a polynomial $p(x)$ and a number $a$ , the remainder on division by $x - a$ is $p(a)$ , so $p(a) = 0$ if and only if $(x - a)$ is a factor of $p(x)$ .	Algebra II M1 Lesson 19: The Remainder Theorem
		<b>A-APR.B.3</b> Identify zeros of polynomials when suitable factorizations are available, and use the zeros to construct a rough graph of the function defined by the polynomial.	Algebra II M1 Lesson 11: The Special Role of Zero in Factoring  Algebra II M1 Lesson 14: Graphing Factored Polynomials

Conceptual Category	Domain	Standards for Mathematical Content	Aligned Components of <i>Eureka Math</i>
		<b>Cluster: Use polynomial identities to solve problems.</b>	
		<b>A-APR.C.4</b> Prove polynomial identities and use them to describe numerical relationships.	Algebra II M1 Topic A: Polynomials—From Base Ten to Base X
		<b>A-APR.C.5</b> (+) Know and apply the Binomial Theorem for the expansion of $(x + y)^n$ in powers of $x$ and $y$ for a positive integer $n$ , where $x$ and $y$ are any numbers, with coefficients determined for example by Pascal’s Triangle.	Precalculus and Advanced Topics M3 Lessons 4–5: The Binomial Theorem

Conceptual Category	Domain	Standards for Mathematical Content	Aligned Components of <i>Eureka Math</i>
		<b>Cluster: Rewrite rational expressions.</b>	
		<p><b>A-APR.D.6</b>            Rewrite simple rational expressions in different forms; write <math>a(x)/b(x)</math> in the form <math>q(x) + r(x)/b(x)</math>, where <math>a(x)</math>, <math>b(x)</math>, <math>q(x)</math>, and <math>r(x)</math> are polynomials with the degree of <math>r(x)</math> less than the degree of <math>b(x)</math>, using inspection, long division, or, for the more complicated examples, a computer algebra system.</p>	<p>Algebra II M1 Lesson 4: Comparing Methods—Long Division, Again?</p> <p>Algebra II M1 Lesson 18: Overcoming a Second Obstacle in Factoring—What If There Is a Remainder?</p> <p>Algebra II M1 Lesson 22: Equivalent Rational Expressions</p> <p>Algebra II M1 Lesson 24: Multiplying and Dividing Rational Expressions</p> <p>Algebra II M1 Lesson 25: Adding and Subtracting Rational Expressions</p>
		<p><b>A-APR.D.7</b>            (+) Understand that rational expressions form a system analogous to the rational numbers, closed under addition, subtraction, multiplication, and division by a nonzero rational expression; add, subtract, multiply, and divide rational expressions.</p>	<p>Algebra II M1 Lesson 22: Equivalent Rational Expressions</p> <p>Algebra II M1 Lesson 23: Comparing Rational Expressions</p> <p>Algebra II M1 Lesson 24: Multiplying and Dividing Rational Expressions</p> <p>Algebra II M1 Lesson 25: Adding and Subtracting Rational Expressions</p>



Conceptual Category	Domain	Standards for Mathematical Content	Aligned Components of <i>Eureka Math</i>
	<b>Creating Equations</b>	<b>Cluster: Create equations that describe numbers or relationships.</b>	<p>Algebra II M1 Lesson 27: Word Problems Leading to Rational Equations</p> <p>Algebra II M3 Lesson 7: Bacteria and Exponential Growth</p> <p>Algebra II M3 Lesson 26: Percent Rate of Change</p> <p>Algebra II M3 Lesson 27: Modeling with Exponential Functions</p>
		<p><b>A-CED.A.1</b></p> <p>Create equations and inequalities in one variable and use them to solve problems.</p>	<p>Algebra II M1 Lesson 1: Successive Differences in Polynomials</p> <p>Algebra II M1 Lessons 16–17: Modeling with Polynomials—An Introduction</p> <p>Algebra II M1 Lessons 20–21: Modeling Riverbeds with Polynomials</p> <p>Algebra II M2 Lesson 12: Ferris Wheels—Using Trigonometric Functions to Model Cyclical Behavior</p> <p>Algebra II M2 Lesson 13: Tides, Sound Waves, and Stock Markets</p>
		<p><b>A-CED.A.2</b></p> <p>Create equations in two or more variables to represent relationships between quantities; graph equations on coordinate axes with labels and scales.</p>	

Conceptual Category	Domain	Standards for Mathematical Content	Aligned Components of <i>Eureka Math</i>
		<p><b>A-CED.A.3</b>            Represent constraints by equations or inequalities, and by systems of equations and/or inequalities, and interpret solutions as viable or nonviable options in a modeling context.</p>	<p>Algebra II M1 Lessons 20–21: Modeling Riverbeds with Polynomials</p> <p>Algebra II M3 Topic E: Geometric Series and Finance</p>
		<p><b>A-CED.A.4</b>            Rearrange formulas to highlight a quantity of interest, using the same reasoning as in solving equations.</p>	<p>Algebra I M1 Lesson 19: Rearranging Formulas</p>

Conceptual Category	Domain	Standards for Mathematical Content	Aligned Components of <i>Eureka Math</i>
	<b>Reasoning with Equations and Inequalities</b>	<b>Cluster: Understand solving equations as a process of reasoning and explain the reasoning.</b>	<p>Algebra II M1 Lesson 22: Equivalent Rational Expressions</p> <p>Algebra II M1 Lesson 23: Comparing Rational Expressions</p> <p>Algebra II M1 Lesson 26: Solving Rational Equations</p> <p>Algebra II M1 Lesson 27: Word Problems Leading to Rational Equations</p> <p>Algebra II M1 Lesson 28: A Focus on Square Roots</p> <p>Algebra II M1 Lesson 29: Solving Radical Equations</p>
		<p><b>A-REI.A.2</b></p> <p>Solve simple rational and radical equations in one variable, and give examples showing how extraneous solutions may arise.</p>	
		<b>Cluster: Represent and solve equations and inequalities graphically.</b>	<p>Algebra I M3 Lesson 16: Graphs Can Solve Equations Too</p> <p>Algebra II M1 Lesson 36: Overcoming a Third Obstacle to Factoring—What If There Are No Real Number Solutions?</p> <p>Algebra II M3 Lesson 24: Solving Exponential Equations</p>
		<p><b>A-REI.D.11</b></p> <p>Explain why the <math>x</math>-coordinates of the points where the graphs of the equations <math>y = f(x)</math> and <math>y = g(x)</math> intersect are the solutions of the equation <math>f(x) = g(x)</math>; find the solutions approximately, e.g., using technology to graph the functions, make tables of values, or find successive approximations. Include cases where <math>f(x)</math> and/or <math>g(x)</math> are linear, polynomial, rational, absolute value, exponential, and logarithmic functions.</p>	

Conceptual Category	Domain	Standards for Mathematical Content	Aligned Components of <i>Eureka Math</i>
<b>Functions</b>	<b>Interpreting Functions</b>	<b>Cluster: Interpret functions that arise in applications in terms of the context.</b>	
		<p><b>F-IF.B.4</b> For a function that models a relationship between two quantities, interpret key features of graphs and tables in terms of the quantities, and sketch graphs showing key features given a verbal description of the relationship.</p>	<p>Algebra II M1 Lessons 16–17: Modeling with Polynomials—An Introduction</p> <p>Algebra II M2 Lesson 12: Ferris Wheels—Using Trigonometric Functions to Model Cyclical Behavior</p> <p>Algebra II M2 Lesson 13: Tides, Sound Waves, and Stock Markets</p> <p>Algebra II M3 Lesson 18: Graphs of Exponential Functions and Logarithmic Functions</p> <p>Algebra II M3 Lesson 20: Transformations of the Graphs of Logarithmic and Exponential Functions</p> <p>Algebra II M3 Lesson 21: The Graph of the Natural Logarithm Function</p>
		<p><b>F-IF.B.5</b> Relate the domain of a function to its graph and, where applicable, to the quantitative relationship it describes.</p>	<p>Algebra II M1 Lessons 16–17: Modeling with Polynomials—An Introduction</p> <p>Algebra II M3 Lesson 17: Graphing the Logarithm Function</p>
		<p><b>F-IF.B.6</b> Calculate and interpret the average rate of change of a function (presented symbolically or as a table) over a specified interval. Estimate the rate of change from a graph.</p>	<p>Algebra II M3 Lesson 6: Euler’s Number, <math>e</math></p> <p>Algebra II M3 Lesson 27: Modeling with Exponential Functions</p>

Conceptual Category	Domain	Standards for Mathematical Content	Aligned Components of <i>Eureka Math</i>
		<b>Cluster: Analyze functions using different representations.</b>	
		<b>F-IF.C.7</b> Graph functions expressed symbolically and show key features of the graph, by hand in simple cases and using technology for more complicated cases.	
		b. Graph square root, cube root, and piecewise-defined functions, including step functions and absolute value functions.	Algebra I M3 Topic C: Transformations of Functions  Algebra I M4 Lesson 18: Graphing Cubic, Square Root, and Cube Root Functions  Algebra I M4 Lesson 19: Translating Graphs of Functions  Algebra I M4 Lesson 20: Stretching and Shrinking Graphs of Functions
		c. Graph polynomial functions, identifying zeros when suitable factorizations are available, and showing end behavior.	Algebra II M1 Lesson 14: Graphing Factored Polynomials  Algebra II M1 Lesson 15: Structure in Graphs of Polynomial Functions  Algebra II M1 Lesson 16: Modeling with Polynomials—An Introduction

Conceptual Category	Domain	Standards for Mathematical Content	Aligned Components of <i>Eureka Math</i>
		e. Graph exponential and logarithmic functions, showing intercepts and end behavior, and trigonometric functions, showing period, midline, and amplitude.	<p>Algebra II M2 Lesson 8: Graphing the Sine and Cosine Functions</p> <p>Algebra II M2 Lesson 11: Transforming the Graph of the Sine Function</p> <p>Algebra II M2 Lesson 12: Ferris Wheels—Using Trigonometric Functions to Model Cyclical Behavior</p> <p>Algebra II M3 Lesson 16: Rational and Irrational Numbers</p> <p>Algebra II M3 Lesson 18: Graphs of Exponential Functions and Logarithmic Functions</p> <p>Algebra II M3 Lesson 20: Transformations of the Graphs of Logarithmic and Exponential Functions</p> <p>Algebra II M3 Lesson 33: The Million Dollar Problem</p>

Conceptual Category	Domain	Standards for Mathematical Content	Aligned Components of <i>Eureka Math</i>
		<p><b>F-IF.C.8</b> Write a function defined by an expression in different but equivalent forms to reveal and explain different properties of the function.</p>	
		<p>a. Use the process of factoring and completing the square in a quadratic function to show zeros, extreme values, and symmetry of the graph, and interpret these in terms of a context.</p>	<p>Algebra I M4 Lesson 9: Graphing Quadratic Functions from Factored Form, <math>f(x) = a(x - m)(x - n)</math></p> <p>Algebra I M4 Topic B: Using Different Forms for Quadratic Functions</p> <p>Algebra I M4 Lesson 21: Transformations of the Quadratic Parent Function, <math>f(x) = x^2</math></p> <p>Algebra I M4 Lesson 23: Modeling with Quadratic Functions</p>
		<p>b. Use the properties of exponents to interpret expressions for exponential functions.</p>	<p>Algebra II M3 Lesson 23: Bean Counting</p> <p>Algebra II M3 Lesson 27: Modeling with Exponential Functions</p> <p>Algebra II M3 Topic E: Geometric Series and Finance</p>

Conceptual Category	Domain	Standards for Mathematical Content	Aligned Components of <i>Eureka Math</i>
		<p><b>F-IF.C.9</b> Compare properties of two functions each represented in a different way (algebraically, graphically, numerically in tables, or by verbal descriptions).</p>	<p>Algebra II M3 Lesson 27: Modeling with Exponential Functions</p> <p>Algebra II M3 Lesson 28: Newton’s Law of Cooling, Revisited</p> <p>Algebra II M3 Topic E: Geometric Series and Finance</p>
	<b>Building Functions</b>	<p><b>Cluster: Build a function that models a relationship between two quantities.</b></p>	
		<p><b>F-BF.A.1</b> Write a function that describes a relationship between two quantities.</p>	
		<p>b. Combine standard function types using arithmetic operations.</p>	<p>Algebra II M2 Lesson 12: Ferris Wheels—Using Trigonometric Functions to Model Cyclical Behavior</p> <p>Algebra II M3 Lesson 28: Newton’s Law of Cooling, Revisited</p> <p>Algebra II M3 Lesson 30: Buying a Car</p> <p>Algebra II M3 Lesson 33: The Million Dollar Problem</p>



Conceptual Category	Domain	Standards for Mathematical Content	Aligned Components of <i>Eureka Math</i>
		<b>Cluster: Build new functions from existing functions.</b>	
		<b>F-BF.B.3</b> Identify the effect on the graph of replacing $f(x)$ by $f(x) + k$ , $k f(x)$ , $f(kx)$ , and $f(x + k)$ for specific values of $k$ (both positive and negative); find the value of $k$ given the graphs. Experiment with cases and illustrate an explanation of the effects on the graph using technology.	Algebra II M2 Lesson 11: Transforming the Graph of the Sine Function  Algebra II M2 Lesson 12: Ferris Wheels—Using Trigonometric Functions to Model Cyclical Behavior  Algebra II M3 Lesson 20: Transformations of the Graphs of Logarithmic and Exponential Functions
		<b>F-BF.B.4</b> Find inverse functions.	
		a. Solve an equation of the form $f(x) = c$ for a simple function $f$ that has an inverse and write an expression for the inverse.	Algebra II M3 Lesson 7: Bacteria and Exponential Growth  Algebra II M3 Lesson 8: The “WhatPower” Function  Algebra II M3 Lesson 19: The Inverse Relationship Between Logarithmic and Exponential Functions  Algebra II M3 Lesson 24: Solving Exponential Equations

Conceptual Category	Domain	Standards for Mathematical Content	Aligned Components of <i>Eureka Math</i>
	<b>Linear, Quadratic, and Exponential Models</b>	<b>Cluster: Construct and compare linear, quadratic, and exponential models and solve problems.</b>	Algebra II M3 Topic B: Logarithms  Algebra II M3 Lesson 19: The Inverse Relationship Between Logarithmic and Exponential Functions  Algebra II M3 Topic D: Using Logarithms in Modeling Situations
		<b>F-LE.A.4</b> For exponential models, express as a logarithm the solution to $ab^{ct} = d$ where $a$ , $c$ , and $d$ are numbers and the base $b$ is 2, 10, or $e$ ; evaluate the logarithm using technology.	
	<b>Trigonometric Functions</b>	<b>Cluster: Extend the domain of trigonometric functions using the unit circle.</b>	Algebra II M2 Lesson 9: Awkward! Who Chose the Number 360, Anyway?
		<b>F-TF.A.1</b> Understand radian measure of an angle as the length of the arc on the unit circle subtended by the angle.	

Conceptual Category	Domain	Standards for Mathematical Content	Aligned Components of <i>Eureka Math</i>
		<p><b>F-TF.A.2</b></p> <p>Explain how the unit circle in the coordinate plane enables the extension of trigonometric functions to all real numbers, interpreted as radian measures of angles traversed counterclockwise around the unit circle.</p>	Algebra II M2: Trigonometric Functions
		<b>Cluster: Model periodic phenomena with trigonometric functions.</b>	
		<p><b>F-TF.B.5</b></p> <p>Choose trigonometric functions to model periodic phenomena with specified amplitude, frequency, and midline.</p>	<p>Algebra II M2 Lesson 11: Transforming the Graph of the Sine Function</p> <p>Algebra II M2 Lesson 12: Ferris Wheels—Using Trigonometric Functions to Model Cyclical Behavior</p> <p>Algebra II M2 Lesson 13: Tides, Sound Waves, and Stock Markets</p>

Conceptual Category	Domain	Standards for Mathematical Content	Aligned Components of <i>Eureka Math</i>
		<p><b>Cluster: Prove and apply trigonometric identities.</b></p>	
		<p><b>F-TF.C.8</b>            Prove the Pythagorean identity <math>\sin^2(\theta) + \cos^2(\theta) = 1</math> and use it to find <math>\sin(\theta)</math>, <math>\cos(\theta)</math>, or <math>\tan(\theta)</math> given <math>\sin(\theta)</math>, <math>\cos(\theta)</math>, or <math>\tan(\theta)</math> and the quadrant of the angle.</p>	Algebra II M2 Lesson 15: What Is a Trigonometric Identity?
<p><b>Statistics and Probability</b></p>	<p><b>Interpreting Categorical and Quantitative Data</b></p>	<p><b>Cluster: Summarize, represent, and interpret data on a single count or measurement variable.</b></p>	
		<p><b>S-ID.A.4</b>            Use the mean and standard deviation of a data set to fit it to a normal distribution and to estimate population percentages. Recognize that there are data sets for which such a procedure is not appropriate. Use calculators, spreadsheets, and tables to estimate areas under the normal curve.</p>	Algebra II M4 Topic B: Modeling Data Distributions

Conceptual Category	Domain	Standards for Mathematical Content	Aligned Components of <i>Eureka Math</i>
	<b>Making Inferences and Justifying Conclusions</b>	<b>Cluster: Understand and evaluate random processes underlying statistical experiments.</b>	
		<b>S-IC.A.1</b> Understand statistics as a process for making inferences about population parameters based on a random sample from that population.	Algebra II M4 Topic C: Drawing Conclusions Using Data from a Sample
		<b>S-IC.A.2</b> Decide if a specified model is consistent with results from a given data-generating process, e.g., using simulation.	Algebra II M4 Lesson 1: Chance Experiments, Sample Spaces, and Events
		<b>Cluster: Make inferences and justify conclusions from sample surveys, experiments, and observational studies.</b>	
		<b>S-IC.B.3</b> Recognize the purposes of and differences among sample surveys, experiments, and observational studies; explain how randomization relates to each.	Algebra II M4 Lesson 12: Types of Statistical Studies  Algebra II M4 Topic D: Drawing Conclusions Using Data from an Experiment

Conceptual Category	Domain	Standards for Mathematical Content	Aligned Components of <i>Eureka Math</i>
		<p><b>S-IC.B.4</b> Use data from a sample survey to estimate a population mean or proportion; develop a margin of error through the use of simulation models for random sampling.</p>	Algebra II M4 Topic C: Drawing Conclusions Using Data from a Sample
		<p><b>S-IC.B.5</b> Use data from a randomized experiment to compare two treatments; use simulations to decide if differences between parameters are significant.</p>	Algebra II M4 Topic D: Drawing Conclusions Using Data from an Experiment
		<p><b>S-IC.B.6</b> Evaluate reports based on data.</p>	<p>Algebra II M4 Lesson 22: Evaluating Reports Based on Data from a Sample</p> <p>Algebra II M4 Topic D: Drawing Conclusions Using Data from an Experiment</p>

Conceptual Category	Domain	Standards for Mathematical Content	Aligned Components of <i>Eureka Math</i>
	<b>Using Probability to Make Decisions</b>	<b>Cluster: Use probability to evaluate outcomes of decisions.</b>	
<b>S-MD.B.6</b> (+) Use probabilities to make fair decisions (e.g., drawing by lots, using a random number generator).		Precalculus and Advanced Topics M5 Lessons 13–14: Games of Chance and Expected Value  Precalculus and Advanced Topics M5 Lesson 15: Using Expected Values to Compare Strategies	
<b>S-MD.B.7</b> (+) Analyze decisions and strategies using probability concepts (e.g., product testing, medical testing, pulling a hockey goalie at the end of a game).		Precalculus and Advanced Topics M5 Lessons 13–14: Games of Chance and Expected Value  Precalculus and Advanced Topics M5 Lesson 15: Using Expected Values to Compare Strategies	