

ABOUT EUREKA MATH

Created by the nonprofit Great Minds, *Eureka Math* helps teachers deliver unparalleled math instruction that provides students with a deep understanding and fluency in math. Crafted by teachers and math scholars, the curriculum carefully sequences the mathematical progressions to maximize coherence from Prekindergarten through Precalculus—a principle tested and proven to be essential in students’ mastery of math.

Teachers and students using *Eureka Math* find the trademark “Aha!” moments in *Eureka Math* to be a source of joy and inspiration, lesson after lesson, year after year.

ALIGNED

Eureka Math is the only curriculum found by EdReports.org to align fully with the Common Core State Standards for Mathematics for all grades, Kindergarten through Grade 8. Great Minds offers detailed analyses which demonstrate how each grade of *Eureka Math* aligns with specific state standards. Access these free alignment studies at greatminds.org/state-studies.

DATA

Schools and districts nationwide are experiencing student growth and impressive test scores after using *Eureka Math*. See their stories and data at greatminds.org/data.

FULL SUITE OF RESOURCES

As a nonprofit, Great Minds offers the *Eureka Math* curriculum as PDF downloads for free, noncommercial use. Access the free PDFs at greatminds.org/math/curriculum.

The teacher–writers who created the curriculum have also developed essential resources, available only from Great Minds, including the following:





- Printed material in English and Spanish
- Digital resources
- Professional development
- Classroom tools and manipulatives
- Teacher support materials
- Parent resources

Kentucky Academic Standards for Mathematics Correlation to *Eureka Math*TM

PRECALCULUS

The majority of the Precalculus¹ Kentucky Academic Standards for Mathematics are fully covered by the Precalculus and Advanced Topics *Eureka Math* curriculum. The areas where the Precalculus Kentucky Academic Standards for Mathematics and Precalculus and Advanced Topics *Eureka Math* do not align will require the use of *Eureka Math* content from other courses. A detailed analysis of alignment is provided in the table below.

INDICATORS

-  Green indicates that the Kentucky standard is fully addressed in *Eureka Math*.
-  Yellow indicates that the Kentucky standard may not be completely addressed in *Eureka Math*.
-  Red indicates that the Kentucky standard is not addressed in *Eureka Math*.
-  Blue indicates there is a discrepancy between the grade level at which this standard is addressed in the Kentucky standards and in *Eureka Math*.

¹Fourth Course in the Traditional Pathway

Standards for Mathematical Practice

Aligned Components of *Eureka Math*

1: Make sense of problems and persevere in solving them.

Mathematically proficient students start by explaining to themselves the meaning of a problem and looking for entry points to its solution. They analyze givens, constraints, relationships, and goals. They make conjectures about the form and meaning of the solution and plan a solution pathway rather than simply jumping into a solution attempt. They consider analogous problems, and try special cases and simpler forms of the original problem in order to gain insight into its solution. They monitor and evaluate their progress and change course if necessary. Older students might, depending on the context of the problem, transform algebraic expressions or change the viewing window on their graphing calculator to get the information they need. Mathematically proficient students can explain correspondences between equations, verbal descriptions, tables, and graphs or draw diagrams of important features and relationships, graph data, and search for regularity or trends. Younger students might rely on using concrete objects or pictures to help conceptualize and solve a problem. Mathematically proficient students check their answers to problems using a different method, and they continually ask themselves, “Does this make sense?” They can understand the approaches of others to solving complex problems and identify correspondences between different approaches.

Lessons in every module engage students in making sense of problems and persevering in solving them as required by this standard. This practice standard is analogous to the CCSSM Standards for Mathematical Practice 1, which is specifically addressed in the following modules:

Precalculus and Advanced Topics M1: Complex Numbers and Transformations

Precalculus and Advanced Topics M4: Trigonometry

Standards for Mathematical Practice

Aligned Components of *Eureka Math*

2: Reason abstractly and quantitatively.

Mathematically proficient students make sense of quantities and their relationships in problem situations. They bring two complementary abilities to bear on problems involving quantitative relationships: the ability to *decontextualize*—to abstract a given situation and represent it symbolically and manipulate the representing symbols as if they have a life of their own, without necessarily attending to their referents—and the ability to *contextualize*, to pause as needed during the manipulation process in order to probe into the referents for the symbols involved. Quantitative reasoning entails habits of creating a coherent representation of the problem at hand; considering the units involved; attending to the meaning of quantities, not just how to compute them; and knowing and flexibly using different properties of operations and objects.

Lessons in every module engage students in reasoning abstractly and quantitatively as required by this standard. This practice standard is analogous to the CCSSM Standards for Mathematical Practice 2, which is specifically addressed in the following modules:

Precalculus and Advanced Topics M1: Complex Numbers and Transformations

Precalculus and Advanced Topics M2: Vectors and Matrices

Precalculus and Advanced Topics M5: Probability and Statistics

Standards for Mathematical Practice

3: Construct viable arguments and critique the reasoning of others.

Mathematically proficient students understand and use stated assumptions, definitions, and previously established results in constructing arguments. They make conjectures and build a logical progression of statements to explore the truth of their conjectures. They are able to analyze situations by breaking them into cases, and can recognize and use counterexamples. They justify their conclusions, communicate them to others, and respond to the arguments of others. They reason inductively about data, making plausible arguments that take into account the context from which the data arose. Mathematically proficient students are also able to compare the effectiveness of two plausible arguments, distinguish correct logic or reasoning from that which is flawed, and—if there is a flaw in an argument—explain what it is. Elementary students can construct arguments using concrete referents such as objects, drawings, diagrams, and actions. Such arguments can make sense and be correct, even though they are not generalized or made formal until later grades. Later, students learn to determine domains to which an argument applies. Students at all grades can listen or read the arguments of others, decide whether they make sense, and ask useful questions to clarify or improve the arguments.

Aligned Components of *Eureka Math*

Lessons in every module engage students in constructing viable arguments and critiquing the reasoning of others as required by this standard. This practice standard is analogous to the CCSSM Standards for Mathematical Practice 3, which is specifically addressed in the following modules:

Precalculus and Advanced Topics M1: Complex Numbers and Transformations

Precalculus and Advanced Topics M3: Rational and Exponential Functions

Precalculus and Advanced Topics M4: Trigonometry

Precalculus and Advanced Topics M5: Probability and Statistics

Standards for Mathematical Practice

Aligned Components of *Eureka Math*

4: Model with mathematics.

Mathematically proficient students can apply the mathematics they know to solve problems arising in everyday life, society, and the workplace. In early grades, this might be as simple as writing an addition equation to describe a situation. In middle grades, a student might apply proportional reasoning to plan a school event or analyze a problem in the community. By high school, a student might use geometry to solve a design problem or use a function to describe how one quantity of interest depends on another. Mathematically proficient students who can apply what they know are comfortable making assumptions and approximations to simplify a complicated situation, realizing that these may need revision later. They are able to identify important quantities in a practical situation and map their relationships using such tools as diagrams, two-way tables, graphs, flowcharts and formulas. They can analyze those relationships mathematically to draw conclusions. They routinely interpret their mathematical results in the context of the situation and reflect on whether the results make sense, possibly improving the model if it has not served its purpose.

Lessons in every module engage students in modeling with mathematics as required by this standard. This practice standard is analogous to the CCSSM Standards for Mathematical Practice 4, which is specifically addressed in the following modules:

Precalculus and Advanced Topics M1: Complex Numbers and Transformations

Precalculus and Advanced Topics M2: Vectors and Matrices

Precalculus and Advanced Topics M4: Trigonometry

Precalculus and Advanced Topics M5: Probability and Statistics

Standards for Mathematical Practice

Aligned Components of *Eureka Math*

5: Use appropriate tools strategically.

Mathematically proficient students consider the available tools when solving a mathematical problem. These tools might include pencil and paper, concrete models, a ruler, a protractor, a calculator, a spreadsheet, a computer algebra system, a statistical package, or dynamic geometry software. Proficient students are sufficiently familiar with tools appropriate for their grade or course to make sound decisions about when each of these tools might be helpful, recognizing both the insight to be gained and their limitations. For example, mathematically proficient high school students analyze graphs of functions and solutions generated using a graphing calculator. They detect possible errors by strategically using estimation and other mathematical knowledge. When making mathematical models, they know that technology can enable them to visualize the results of varying assumptions, explore consequences, and compare predictions with data. Mathematically proficient students at various grade levels are able to identify relevant external mathematical resources, such as digital content located on a website, and use them to pose or solve problems. They are able to use technological tools to explore and deepen their understanding of concepts.

Lessons in every module engage students in using appropriate tools strategically as required by this standard. This practice standard is analogous to the CCSSM Standards for Mathematical Practice 5, which is specifically addressed in the following modules:

Precalculus and Advanced Topics M2: Vectors and Matrices

Precalculus and Advanced Topics M4: Trigonometry

Precalculus and Advanced Topics M5: Probability and Statistics

Standards for Mathematical Practice

Aligned Components of *Eureka Math*

6: Attend to precision.

Mathematically proficient students try to communicate precisely to others. They try to use clear definitions in discussion with others and in their own reasoning. They state the meaning of the symbols they choose, including using the equal sign consistently and appropriately. They are careful about specifying units of measure, and labeling axes to clarify the correspondence with quantities in a problem. They calculate accurately and efficiently, express numerical answers with a degree of precision appropriate for the problem context. In the elementary grades, students give carefully formulated explanations to each other. By the time they reach high school they have learned to examine claims and make explicit use of definitions.

Lessons in every module engage students in attending to precision as required by this standard. This practice standard is analogous to the CCSSM Standards for Mathematical Practice 6, which is specifically addressed in the following modules:

Precalculus and Advanced Topics M1: Complex Numbers and Transformations

Precalculus and Advanced Topics M2: Vectors and Matrices

Precalculus and Advanced Topics M3: Rational and Exponential Functions

Standards for Mathematical Practice

Aligned Components of *Eureka Math*

7: Look for and make use of structure.

Mathematically proficient students look closely to discern a pattern or structure. Young students, for example, might notice that three and seven more is the same amount as seven and three more, or they may sort a collection of shapes according to how many sides the shapes have. Later, students will see 7×8 equals the well remembered $7 \times 5 + 7 \times 3$, in preparation for learning about the distributive property. In the expression $x^2 + 9x + 14$, older students can see the 14 as 2×7 and the 9 as $2 + 7$. They recognize the significance of an existing line in a geometric figure and can use the strategy of drawing an auxiliary line for solving problems. They also can step back for an overview and shift perspective. They can see complicated things, such as some algebraic expressions, as single objects or as being composed of several objects. For example, they can see $5 - 3(x - y)^2$ as 5 minus a positive number times a square and use that to realize that its value cannot be more than 5 for any real numbers x and y .

Lessons in every module engage students in looking for and making use of structure as required by this standard. This practice standard is analogous to the CCSSM Standards for Mathematical Practice 7, which is specifically addressed in the following modules:

Precalculus and Advanced Topics M3: Rational and Exponential Functions

Standards for Mathematical Practice

Aligned Components of *Eureka Math*

8: Look for and express regularity in repeated reasoning.

Mathematically proficient students notice if calculations are repeated, and look both for general methods and for shortcuts. Upper elementary students might notice when dividing 25 by 11 that they are repeating the same calculations over and over again, and conclude they have a repeating decimal. By paying attention to the calculation of slope as they repeatedly check whether points are on the line through (1, 2) with slope 3, middle school students might abstract the equation $(y - 2)/(x - 1) = 3$. Noticing the regularity in the way terms cancel when expanding $(x - 1)(x + 1)$, $(x - 1)(x^2 + x + 1)$, and $(x - 1)(x^3 + x^2 + x + 1)$ might lead them to the general formula for the sum of a geometric series. As they work to solve a problem, mathematically proficient students maintain oversight of the process, while attending to the details. They continually evaluate the reasonableness of their intermediate results.

Lessons in every module engage students in looking for and expressing regularity in repeated reasoning as required by this standard. This practice standard is analogous to the CCSSM Standards for Mathematical Practice 8, which is specifically addressed in the following modules:

Precalculus and Advanced Topics M3: Rational and Exponential Functions

Precalculus and Advanced Topics M5: Probability and Statistics

Conceptual Category	Domain	Standards for Mathematical Content	Aligned Components of <i>Eureka Math</i>
Number and Quantity	The Complex Number System	Cluster: Perform arithmetic operations with complex numbers.	
		N-CN.A.3 (+) Find the conjugate of a complex number; use conjugates to find moduli and quotients of complex numbers.	Precalculus and Advanced Topics M1 Lessons 7–8: Complex Number Division Precalculus and Advanced Topics M1 Lesson 9: The Geometric Effect of Some Complex Arithmetic Precalculus and Advanced Topics M1 Lesson 17: The Geometric Effect of Multiplying by a Reciprocal
		Cluster: Represent complex numbers and their operations on the complex plane.	
		N-CN.B.4 (+) Represent complex numbers on the complex plane in rectangular and polar form (including real and imaginary numbers), and explain why the rectangular and polar forms of a given complex number represent the same number.	Precalculus and Advanced Topics M1: Complex Numbers and Transformations

Conceptual Category	Domain	Standards for Mathematical Content	Aligned Components of <i>Eureka Math</i>
		<p>N-CN.B.5 (+) Represent addition, subtraction, multiplication, and conjugation of complex numbers geometrically on the complex plane; use properties of this representation for computation.</p>	<p>Precalculus and Advanced Topics M1 Lesson 6: Complex Numbers as Vectors</p> <p>Precalculus and Advanced Topics M1 Topic B: Complex Number Operations as Transformations</p> <p>Precalculus and Advanced Topics M1 Lessons 18–19: Exploiting the Connection to Trigonometry</p> <p>Precalculus and Advanced Topics M1 Lesson 20: Exploiting the Connection to Cartesian Coordinates</p> <p>Precalculus and Advanced Topics M2 Lesson 4: Linear Transformations Review</p>
		<p>N-CN.B.6 (+) Calculate the distance between numbers in the complex plane as the modulus of the difference, and the midpoint of a segment as the average of the numbers at its endpoints.</p>	<p>Precalculus and Advanced Topics M1 Lessons 11–12: Distance and Complex Numbers</p>

Conceptual Category	Domain	Standards for Mathematical Content	Aligned Components of <i>Eureka Math</i>
	Vector and Matrix Quantities	Cluster: Represent and model with vector quantities.	
		N-VM.A.1 (+) Recognize vector quantities as having both magnitude and direction. Represent vector quantities by directed line segments, and use appropriate symbols for vectors and their magnitudes (e.g., \mathbf{v} , $ \mathbf{v} $, $\ \mathbf{v}\ $, v).	Precalculus and Advanced Topics M2 Lesson 17: Vectors in the Coordinate Plane Precalculus and Advanced Topics M2 Lesson 18: Vectors and Translation Maps Precalculus and Advanced Topics M2 Lesson 20: Vectors and Stone Bridges
		N-VM.A.2 (+) Find the components of a vector by subtracting the coordinates of an initial point from the coordinates of a terminal point.	Precalculus and Advanced Topics M2 Lesson 19: Directed Line Segments and Vectors Precalculus and Advanced Topics M2 Lesson 20: Vectors and Stone Bridges
		N-VM.A.3 (+) Solve problems involving velocity and other quantities that can be represented by vectors.	Precalculus and Advanced Topics M2 Lesson 20: Vectors and Stone Bridges Precalculus and Advanced Topics M2 Lesson 23: Why Are Vectors Useful?

Conceptual Category	Domain	Standards for Mathematical Content	Aligned Components of <i>Eureka Math</i>
		Cluster: Perform operations on vectors.	
		N-VM.B.4 (+) Add and subtract vectors.	
		a. Add vectors end-to-end, component-wise, and by the parallelogram rule. Understand that the magnitude of a sum of two vectors is typically not the sum of the magnitudes.	<p>Precalculus and Advanced Topics M2 Lesson 5: Coordinates of Points in Space</p> <p>Precalculus and Advanced Topics M2 Lesson 6: Linear Transformations as Matrices</p> <p>Precalculus and Advanced Topics M2 Lesson 17: Vectors in the Coordinate Plane</p> <p>Precalculus and Advanced Topics M2 Lesson 18: Vectors and Translation Maps</p> <p>Precalculus and Advanced Topics M2 Lesson 20: Vectors and Stone Bridges</p>
		b. Given two vectors in magnitude and direction form, determine the magnitude and direction of their sum.	<p>Precalculus and Advanced Topics M2 Lesson 20: Vectors and Stone Bridges</p> <p>Precalculus and Advanced Topics M2 Lesson 23: Why Are Vectors Useful?</p>

Conceptual Category	Domain	Standards for Mathematical Content	Aligned Components of <i>Eureka Math</i>
		<p>c. Understand vector subtraction $\mathbf{v} - \mathbf{w}$ as $\mathbf{v} + (-\mathbf{w})$, where $-\mathbf{w}$ is the additive inverse of \mathbf{w}, with the same magnitude as \mathbf{w} and pointing in the opposite direction. Represent vector subtraction graphically by connecting the tips in the appropriate order, and perform vector subtraction component-wise.</p>	<p>Precalculus and Advanced Topics M2 Lesson 17: Vectors in the Coordinate Plane</p> <p>Precalculus and Advanced Topics M2 Lesson 18: Vectors and Translation Maps</p>
		<p>N-VM.B.5 (+) Multiply a vector by a scalar.</p>	
		<p>a. Represent scalar multiplication graphically by scaling vectors and possibly reversing their direction; perform scalar multiplication component-wise, e.g., as $c(v_x, v_y) = (cv_x, cv_y)$.</p>	<p>Precalculus and Advanced Topics M2 Lesson 5: Coordinates of Points in Space</p> <p>Precalculus and Advanced Topics M2 Lesson 6: Linear Transformations as Matrices</p> <p>Precalculus and Advanced Topics M2 Lesson 17: Vectors in the Coordinate Plane</p> <p>Precalculus and Advanced Topics M2 Lesson 18: Vectors and Translation Maps</p>

Conceptual Category	Domain	Standards for Mathematical Content	Aligned Components of <i>Eureka Math</i>
		b. Compute the magnitude of a scalar multiple $c\mathbf{v}$ using $\ c\mathbf{v}\ = c v$. Compute the direction of $c\mathbf{v}$ knowing that when $ c v \neq 0$, the direction of $c\mathbf{v}$ is either along \mathbf{v} (for $c > 0$) or against \mathbf{v} (for $c < 0$).	Precalculus and Advanced Topics M2 Lesson 17: Vectors in the Coordinate Plane Precalculus and Advanced Topics M2 Lesson 18: Vectors and Translation Maps
		Cluster: Perform operations on matrices and use matrices in applications.	
		N-VM.C.6 (+) Use matrices to represent and manipulate data, e.g., to represent payoffs or incidence relationships in a network.	Precalculus and Advanced Topics M2 Topic A: Networks and Matrices
		N-VM.C.7 (+) Multiply matrices by scalars to produce new matrices, e.g., as when all of the payoffs in a game are doubled.	Precalculus and Advanced Topics M2 Topic A: Networks and Matrices Precalculus and Advanced Topics M2 Lesson 4: Linear Transformations Review Precalculus and Advanced Topics M2 Lesson 5: Coordinates of Points in Space Precalculus and Advanced Topics M2 Lesson 6: Linear Transformations as Matrices Precalculus and Advanced Topics M2 Topic E: First-Person Video Games—Projection Matrices

Conceptual Category	Domain	Standards for Mathematical Content	Aligned Components of <i>Eureka Math</i>
		<p>N-VM.C.8 (+) Add, subtract, and multiply matrices of appropriate dimensions.</p>	<p>Precalculus and Advanced Topics M1 Lesson 22: Modeling Video Game Motion with Matrices</p> <p>Precalculus and Advanced Topics M1 Lesson 24: Matrix Notation Encompasses New Transformations!</p> <p>Precalculus and Advanced Topics M1 Lesson 25: Matrix Multiplication and Addition</p> <p>Precalculus and Advanced Topics M2: Vectors and Matrices</p>
		<p>N-VM.C.9 (+) Understand that, unlike multiplication of numbers, matrix multiplication for square matrices is not a commutative operation, but still satisfies the associative and distributive properties.</p>	<p>Precalculus and Advanced Topics M2 Lesson 10: Matrix Multiplication Is Not Commutative</p> <p>Precalculus and Advanced Topics M2 Lesson 12: Matrix Multiplication Is Distributive and Associative</p>
		<p>N-VM.C.10 (+) Understand that the zero and identity matrices play a role in matrix addition and multiplication similar to the role of 0 and 1 in the real numbers. The determinant of a square matrix is nonzero if and only if the matrix has a multiplicative inverse.</p>	<p>Precalculus and Advanced Topics M1 Topic C: The Power of the Right Notation</p> <p>Precalculus and Advanced Topics M2 Lesson 6: Linear Transformations as Matrices</p> <p>Precalculus and Advanced Topics M2 Lesson 13: Using Matrix Operations for Encryption</p> <p>Precalculus and Advanced Topics M2 Topic C: Systems of Linear Equations</p>

Conceptual Category	Domain	Standards for Mathematical Content	Aligned Components of <i>Eureka Math</i>
		<p>N-VM.C.11 (+) Multiply a vector (regarded as a matrix with one column) by a matrix of suitable dimensions to produce another vector. Work with matrices as transformations of vectors.</p>	<p>Precalculus and Advanced Topics M1 Lesson 21: The Hunt for Better Notation</p> <p>Precalculus and Advanced Topics M1 Lessons 22–23: Modeling Video Game Motion with Matrices</p> <p>Precalculus and Advanced Topics M2 Lesson 4: Linear Transformations Review</p> <p>Precalculus and Advanced Topics M2 Lesson 7: Linear Transformations Applied to Cubes</p> <p>Precalculus and Advanced Topics M2 Lesson 11: Matrix Addition Is Commutative</p> <p>Precalculus and Advanced Topics M2 Topic D: Vectors in Plane and Space</p> <p>Precalculus and Advanced Topics M2 Topic E: First-Person Video Games—Projection Matrices</p>
		<p>N-VM.C.12 (+) Work with 2×2 matrices as transformations of the plane, and interpret the absolute value of the determinant in terms of area.</p>	<p>Precalculus and Advanced Topics M1 Topic C: The Power of the Right Notation</p> <p>Precalculus and Advanced Topics M2 Lesson 8: Composition of Linear Transformations</p>

Conceptual Category	Domain	Standards for Mathematical Content	Aligned Components of <i>Eureka Math</i>
Algebra	Reasoning with Equations and Inequalities	Cluster: Solve systems of equations.	
		A-REI.C.8 (+) Represent a system of linear equations as a single matrix equation in a vector variable.	Precalculus and Advanced Topics M2 Topic C: Systems of Linear Equations
		A-REI.C.9 (+) Find the inverse of a matrix if it exists and use it to solve systems of linear equations (using technology for matrices of dimension 3×3 or greater).	Precalculus and Advanced Topics M2 Topic C: Systems of Linear Equations
Functions	Interpreting Functions	Cluster: Analyze functions using different representations.	
		F-IF.C.7 Graph functions expressed symbolically and show key features of the graph, by hand in simple cases and using technology for more complicated cases.	
		d. (+) Graph rational functions, identifying zeros and asymptotes when suitable factorizations are available, and showing end behavior.	Precalculus and Advanced Topics M3 Topic B: Rational Functions and Composition of Functions

Conceptual Category	Domain	Standards for Mathematical Content	Aligned Components of <i>Eureka Math</i>	
	Building Functions	Cluster: Build a function that models a relationship between two quantities.		
		F-BF.A.1 Write a function that describes a relationship between two quantities.		
		c. (+) Compose functions.	Precalculus and Advanced Topics M3 Lesson 16: Function Composition Precalculus and Advanced Topics M3 Lesson 17: Solving Problems by Function Composition	
		Cluster: Build new functions from existing functions.		
		F-BF.B.4 Find inverse functions.		
		b. (+) Verify by composition that one function is the inverse of another.	Precalculus and Advanced Topics M3 Topic C: Inverse Functions	
		c. (+) Read values of an inverse function from a graph or a table, given that the function has an inverse.	Precalculus and Advanced Topics M3 Topic C: Inverse Functions	
		d. (+) Produce an invertible function from a non-invertible function by restricting the domain.	Precalculus and Advanced Topics M3 Lesson 19: Restricting the Domain	

Conceptual Category	Domain	Standards for Mathematical Content	Aligned Components of <i>Eureka Math</i>
		<p>F-BF.B.5 (+) Understand the inverse relationship between exponents and logarithms and use this relationship to solve problems involving logarithms and exponents.</p>	<p>Precalculus and Advanced Topics M3 Topic C: Inverse Functions</p>
	<p>Trigonometric Functions</p>	<p>Cluster: Extend the domain of trigonometric functions using the unit circle.</p>	
		<p>F-TF.A.3 (+) Use special triangles to determine geometrically the values of sine, cosine, tangent for $\pi/3$, $\pi/4$ and $\pi/6$, and use the unit circle to express the values of sine, cosine, and tangent for x, $\pi + x$, and $2\pi - x$ in terms of their values for x, where x is any real number.</p>	<p>Algebra II M2 Lesson 4: From Circle-ometry to Trigonometry</p> <p>Algebra II M2 Lesson 5: Extending the Domain of Sine and Cosine to All Real Numbers</p> <p>Algebra II M2 Lesson 6: Why Call It Tangent?</p> <p>Algebra II M2 Lesson 10: Basic Trigonometric Identities from Graphs</p> <p>Precalculus and Advanced Topics M4 Lesson 1: Special Triangles and the Unit Circle</p>
<p>F-TF.A.4 (+) Use the unit circle to explain symmetry (odd and even) and periodicity of trigonometric functions.</p>	<p>Precalculus and Advanced Topics M4 Lesson 2: Properties of Trigonometric Functions</p>		

Conceptual Category	Domain	Standards for Mathematical Content	Aligned Components of <i>Eureka Math</i>
		Cluster: Model periodic phenomena with trigonometric functions.	
		F-TF.B.6 (+) Understand that restricting a trigonometric function to a domain on which it is always increasing or always decreasing allows its inverse to be constructed.	Precalculus and Advanced Topics M4 Lesson 12: Inverse Trigonometric Functions
		F-TF.B.7 (+) Use inverse functions to solve trigonometric equations that arise in modeling contexts; evaluate the solutions using technology, and interpret them in terms of the context.	Precalculus and Advanced Topics M4 Topic C: Inverse Trigonometric Functions
		Cluster: Prove and apply trigonometric identities.	
		F-TF.C.9 (+) Prove the addition and subtraction formulas for sine, cosine, and tangent and use them to solve problems.	Precalculus and Advanced Topics M4 Topic A: Trigonometric Functions

Conceptual Category	Domain	Standards for Mathematical Content	Aligned Components of <i>Eureka Math</i>
Geometry	Expressing Geometric Properties with Equations	Cluster: Translate between the geometric description and the equation for a conic section.	Precalculus and Advanced Topics M3 Lesson 6: Curves in the Complex Plane Precalculus and Advanced Topics M3 Lessons 7–8: Curves from Geometry
		G-GPE.A.3 (+) Derive the equations of ellipses and hyperbolas given the foci, using the fact that the sum or difference of distances from the foci is constant.	
	Geometric Measurement and Dimension	Cluster: Explain volume formulas and use them to solve problems.	Geometry M3 Lesson 10: The Volume of Prisms and Cylinders and Cavalieri’s Principle Geometry M3 Lesson 11: The Volume Formula of a Pyramid and Cone Geometry M3 Lesson 12: The Volume Formula of a Sphere Geometry M3 Lesson 13: How Do 3D Printers Work? Precalculus and Advanced Topics M3 Lesson 9: Volume and Cavalieri’s Principle
		G-GMD.A.2 (+) Give an informal argument using Cavalieri’s principle for the formulas for the volume of a sphere and other solid figures.	

Conceptual Category	Domain	Standards for Mathematical Content	Aligned Components of <i>Eureka Math</i>
Statistics and Probability	Using Probability to Make Decisions	Cluster: Calculate expected values and use them to solve problems.	
		S-MD.A.1 (+) Define a random variable for a quantity of interest by assigning a numerical value to each event in a sample space; graph the corresponding probability distribution using the same graphical displays as for data distributions.	Precalculus and Advanced Topics M5 Lesson 5: Discrete Random Variables Precalculus and Advanced Topics M5 Lesson 6: Probability Distribution of a Discrete Random Variable Precalculus and Advanced Topics M5 Lessons 13–14: Games of Chance and Expected Value Precalculus and Advanced Topics M5 Lesson 15: Using Expected Values to Compare Strategies
		S-MD.A.2 (+) Calculate the expected value of a random variable; interpret it as the mean of the probability distribution.	Precalculus and Advanced Topics M5 Lesson 7: Expected Value of a Discrete Random Variable Precalculus and Advanced Topics M5 Lesson 8: Interpreting Expected Value Precalculus and Advanced Topics M5 Lessons 13–14: Games of Chance and Expected Value Precalculus and Advanced Topics M5 Lesson 15: Using Expected Values to Compare Strategies

Conceptual Category	Domain	Standards for Mathematical Content	Aligned Components of <i>Eureka Math</i>
		<p>S-MD.A.3 (+) Develop a probability distribution for a random variable defined for a sample space in which theoretical probabilities can be calculated; find the expected value.</p>	<p>Precalculus and Advanced Topics M5 Lessons 9–10: Determining Discrete Probability Distributions</p> <p>Precalculus and Advanced Topics M5 Lessons 13–14: Games of Chance and Expected Value</p> <p>Precalculus and Advanced Topics M5 Lesson 15: Using Expected Values to Compare Strategies</p>
		<p>S-MD.A.4 (+) Develop a probability distribution for a random variable defined for a sample space in which probabilities are assigned empirically; find the expected value.</p>	<p>Precalculus and Advanced Topics M5 Lessons 11–12: Estimating Probability Distributions Empirically</p> <p>Precalculus and Advanced Topics M5 Lessons 13–14: Games of Chance and Expected Value</p> <p>Precalculus and Advanced Topics M5 Lesson 15: Using Expected Values to Compare Strategies</p>

Conceptual Category	Domain	Standards for Mathematical Content	Aligned Components of <i>Eureka Math</i>
		Cluster: Use probability to evaluate outcomes of decisions.	
		S-MD.B.5 (+) Weigh the possible outcomes of a decision by assigning probabilities to payoff values and finding expected values.	
		a. Find the expected payoff for a game of chance.	Precalculus and Advanced Topics M5 Lessons 13–14: Games of Chance and Expected Value
		b. Evaluate and compare strategies on the basis of expected values.	Precalculus and Advanced Topics M5 Lesson 14: Games of Chance and Expected Value Precalculus and Advanced Topics M5 Lesson 15: Using Expected Values to Compare Strategies