

## ABOUT EUREKA MATH

Created by the nonprofit Great Minds, *Eureka Math* helps teachers deliver unparalleled math instruction that provides students with a deep understanding and fluency in math. Crafted by teachers and math scholars, the curriculum carefully sequences the mathematical progressions to maximize coherence from Prekindergarten through Precalculus—a principle tested and proven to be essential in students’ mastery of math.

Teachers and students using *Eureka Math* find the trademark “Aha!” moments in *Eureka Math* to be a source of joy and inspiration, lesson after lesson, year after year.

## ALIGNED

*Eureka Math* is the only curriculum found by EdReports.org to align fully with the Common Core State Standards for Mathematics for all grades, Kindergarten through Grade 8. Great Minds offers detailed analyses which demonstrate how each grade of *Eureka Math* aligns with specific state standards. Access these free alignment studies at [greatminds.org/state-studies](http://greatminds.org/state-studies).

## DATA

Schools and districts nationwide are experiencing student growth and impressive test scores after using *Eureka Math*. See their stories and data at [greatminds.org/data](http://greatminds.org/data).

## FULL SUITE OF RESOURCES

As a nonprofit, Great Minds offers the *Eureka Math* curriculum as PDF downloads for free, noncommercial use. Access the free PDFs at [greatminds.org/math/curriculum](http://greatminds.org/math/curriculum).

The teacher–writers who created the curriculum have also developed essential resources, available only from Great Minds, including the following:

- Printed material in English and Spanish
- Digital resources
- Professional development
- Classroom tools and manipulatives
- Teacher support materials
- Parent resources





# West Virginia College- and Career-Readiness Standards for Mathematics Correlation to *Eureka Math*<sup>™</sup>

---

## ALGEBRA I

The majority of the Algebra I West Virginia College- and Career-Readiness Standards for Mathematics are fully covered by the Algebra I *Eureka Math* curriculum. The areas where the Algebra I West Virginia College- and Career-Readiness Standards for Mathematics and Algebra I *Eureka Math* do not align will require the use of *Eureka Math* content from other courses. A detailed analysis of alignment is provided in the table below.

## INDICATORS

-  Green indicates that the West Virginia standard is fully addressed in *Eureka Math*.
-  Yellow indicates that the West Virginia standard may not be completely addressed in *Eureka Math*.
-  Red indicates that the West Virginia standard is not addressed in *Eureka Math*.
-  Blue indicates there is a discrepancy between the grade level at which this standard is addressed in the West Virginia standards and in *Eureka Math*.

## Mathematical Habits of Mind

### **MHM1: Make sense of problems and persevere in solving them.**

Mathematically proficient students start by explaining to themselves the meaning of a problem and looking for entry points to its solution. They analyze givens, constraints, relationships and goals. They make conjectures about the form and meaning of the solution and plan a solution pathway rather than simply jumping into a solution attempt. They consider analogous problems and try special cases and simpler forms of the original problem in order to gain insight into its solution. They monitor and evaluate their progress and change course if necessary. Older students might, depending on the context of the problem, transform algebraic expressions or change the viewing window on their graphing calculator to get the information they need. Mathematically proficient students can explain correspondences between equations, verbal descriptions, tables and graphs or draw diagrams of important features and relationships, graph data and search for regularity or trends. Younger students might rely on using concrete objects or pictures to help conceptualize and solve a problem. Mathematically proficient students check their answers to problems using a different method and they continually ask themselves, “Does this make sense?” They can understand the approaches of others to solving complex problems and identify correspondences between different approaches.

## Aligned Components of *Eureka Math*

Lessons in every module engage students in making sense of problems and persevering in solving them as required by this standard. This Mathematical Habit of Mind is analogous to the CCSSM Standards for Mathematical Practice 1, which is specifically addressed in the following modules:

Algebra I M1: Relationships Between Quantities and Reasoning with Equations and Their Graphs

Algebra I M2: Descriptive Statistics

Algebra I M3: Linear and Exponential Functions

Algebra I M4: Polynomial and Quadratic Expressions, Equations, and Functions

Algebra I M5: A Synthesis of Modeling with Equations and Functions

## Mathematical Habits of Mind

## Aligned Components of *Eureka Math*

### **MHM2: Reason abstractly and quantitatively.**

Mathematically proficient students make sense of quantities and their relationships in problem situations. They bring two complementary abilities to bear on problems involving quantitative relationships: the ability to decontextualize—to abstract a given situation and represent it symbolically and manipulate the representing symbols as if they have a life of their own, without necessarily attending to their referents—and the ability to contextualize—to pause as needed during the manipulation process in order to probe into the referents for the symbols involved. Quantitative reasoning entails habits of creating a coherent representation of the problem at hand, considering the units involved, attending to the meaning of quantities, not just how to compute them, and knowing and flexibly using different properties of operations and objects.

Lessons in every module engage students in reasoning abstractly and quantitatively as required by this standard. This Mathematical Habit of Mind is analogous to the CCSSM Standards for Mathematical Practice 2, which is specifically addressed in the following modules:

Algebra I M1: Relationships Between Quantities and Reasoning with Equations and Their Graphs

Algebra I M2: Descriptive Statistics

Algebra I M3: Linear and Exponential Functions

Algebra I M4: Polynomial and Quadratic Expressions, Equations, and Functions

Algebra I M5: A Synthesis of Modeling with Equations and Functions

## Mathematical Habits of Mind

### **MHM3: Construct viable arguments and critique the reasoning of others.**

Mathematically proficient students understand and use stated assumptions, definitions, and previously established results in constructing arguments. They make conjectures and build a logical progression of statements to explore the truth of their conjectures. They are able to analyze situations by breaking them into cases and can recognize and use counterexamples. They justify their conclusions, communicate them to others, and respond to the arguments of others. They reason inductively about data, making plausible arguments that take into account the context from which the data arose. Mathematically proficient students are also able to compare the effectiveness of two plausible arguments, distinguish correct logic or reasoning from that which is flawed, and—if there is a flaw in an argument—explain what it is. Elementary students can construct arguments using concrete referents such as objects, drawings, diagrams and actions. Such arguments can make sense and be correct, even though they are not generalized or made formal until later grades. Later, students learn to determine domains to which an argument applies. Students at all grades can listen or read the arguments of others, decide whether they make sense and ask useful questions to clarify or improve the arguments.

## Aligned Components of *Eureka Math*

Lessons in every module engage students in constructing viable arguments and critiquing the reasoning of others as required by this standard. This Mathematical Habit of Mind is analogous to the CCSSM Standards for Mathematical Practice 3, which is specifically addressed in the following modules:

Algebra I M1: Relationships Between Quantities and Reasoning with Equations and Their Graphs

Algebra I M2: Descriptive Statistics

## Mathematical Habits of Mind

## Aligned Components of *Eureka Math*

### **MHM4: Model with mathematics.**

Mathematically proficient students can apply the mathematics they know to solve problems arising in everyday life, society and the workplace. In early grades, this might be as simple as writing an addition equation to describe a situation. In middle grades, a student might apply proportional reasoning to plan a school event or analyze a problem in the community. By high school, a student might use geometry to solve a design problem or use a function to describe how one quantity of interest depends on another. Mathematically proficient students who can apply what they know are comfortable making assumptions and approximations to simplify a complicated situation, realizing that these may need revision later. They are able to identify important quantities in a practical situation and map their relationships using such tools as diagrams, two-way tables, graphs, flowcharts and formulas. They can analyze those relationships mathematically to draw conclusions. They routinely interpret their mathematical results in the context of the situation and reflect on whether the results make sense, possibly improving the model if it has not served its purpose.

Lessons in every module engage students in modeling with mathematics as required by this standard. This Mathematical Habit of Mind is analogous to the CCSSM Standards for Mathematical Practice 4, which is specifically addressed in the following modules:

Algebra I M1: Relationships Between Quantities and Reasoning with Equations and Their Graphs

Algebra I M2: Descriptive Statistics

Algebra I M3: Linear and Exponential Functions

Algebra I M4: Polynomial and Quadratic Expressions, Equations, and Functions

Algebra I M5: A Synthesis of Modeling with Equations and Functions

## Mathematical Habits of Mind

## Aligned Components of *Eureka Math*

### **MHM5: Use appropriate tools strategically.**

Mathematically proficient students consider the available tools when solving a mathematical problem. These tools might include pencil and paper, concrete models, a ruler, a protractor, a calculator, a spreadsheet, a computer algebra system, a statistical package or dynamic geometry software. Proficient students are sufficiently familiar with tools appropriate for their grade or course to make sound decisions about when each of these tools might be helpful, recognizing both the insight to be gained and their limitations. For example, mathematically proficient high school students analyze graphs of functions and solutions generated using a graphing calculator. They detect possible errors by strategically using estimation and other mathematical knowledge. When making mathematical models, they know that technology can enable them to visualize the results of varying assumptions, explore consequences and compare predictions with data. Mathematically proficient students at various grade levels are able to identify relevant external mathematical resources, such as digital content located on a website and use them to pose or solve problems. They are able to use technological tools to explore and deepen their understanding of concepts.

Lessons in every module engage students in using appropriate tools strategically as required by this standard. This Mathematical Habit of Mind is analogous to the CCSSM Standards for Mathematical Practice 5, which is specifically addressed in the following modules:

Algebra I M2: Descriptive Statistics

Algebra I M4: Polynomial and Quadratic Expressions, Equations, and Functions

Algebra I M5: A Synthesis of Modeling with Equations and Functions

## Mathematical Habits of Mind

## Aligned Components of *Eureka Math*

### **MHM6: Attend to precision.**

Mathematically proficient students try to communicate precisely to others. They try to use clear definitions in discussion with others and in their own reasoning. They state the meaning of the symbols they choose, including using the equal sign consistently and appropriately. They are careful about specifying units of measure, and labeling axes to clarify the correspondence with quantities in a problem. They calculate accurately and efficiently, express numerical answers with a degree of precision appropriate for the problem context. In the elementary grades, students give carefully formulated explanations to each other. By the time they reach high school they have learned to examine claims and make explicit use of definitions.

Lessons in every module engage students in attending to precision as required by this standard. This Mathematical Habit of Mind is analogous to the CCSSM Standards for Mathematical Practice 6, which is specifically addressed in the following modules:

Algebra I M1: Relationships Between Quantities and Reasoning with Equations and Their Graphs

Algebra I M2: Descriptive Statistics

Algebra I M4: Polynomial and Quadratic Expressions, Equations, and Functions

Algebra I M5: A Synthesis of Modeling with Equations and Functions



## Mathematical Habits of Mind

## Aligned Components of *Eureka Math*

### **MHM7: Look for and make use of structure.**

Mathematically proficient students look closely to discern a pattern or structure. Young students, for example, might notice that three and seven more is the same amount as seven and three more, or they may sort a collection of shapes according to how many sides the shapes have. Later, students will see  $7 \times 8$  equals the well-remembered  $7 \times 5 + 7 \times 3$ , in preparation for learning about the distributive property. In the expression  $x^2 + 9x + 14$ , older students can see the 14 as  $2 \times 7$  and the 9 as  $2 + 7$ . They recognize the significance of an existing line in a geometric figure and can use the strategy of drawing an auxiliary line for solving problems. They also can step back for an overview and shift perspective. They can see complicated things, such as some algebraic expressions, as single objects or as being composed of several objects. For example, they can see  $5 - 3(x - y)^2$  as 5 minus a positive number times a square and use that to realize that its value cannot be more than 5 for any real numbers  $x$  and  $y$ .

Lessons in every module engage students in looking for and making use of structure as required by this standard. This Mathematical Habit of Mind is analogous to the CCSSM Standards for Mathematical Practice 7, which is specifically addressed in the following modules:

Algebra I M1: Relationships Between Quantities and Reasoning with Equations and Their Graphs

Algebra I M3: Linear and Exponential Functions

Algebra I M4: Polynomial and Quadratic Expressions, Equations, and Functions

## Mathematical Habits of Mind

## Aligned Components of *Eureka Math*

### **MHM8: Look for and express regularity in repeated reasoning.**

Mathematically proficient students notice if calculations are repeated, and look both for general methods and for shortcuts. Upper elementary students might notice when dividing 25 by 11 that they are repeating the same calculations over and over again, and conclude they have a repeating decimal. By paying attention to the calculation of slope as they repeatedly check whether points are on the line through (1, 2) with slope 3, middle school students might abstract the equation  $(y - 2)/(x - 1) = 3$ . Noticing the regularity in the way terms cancel when expanding  $(x - 1)(x + 1)$ ,  $(x - 1)(x^2 + x + 1)$ , and  $(x - 1)(x^3 + x^2 + x + 1)$  might lead them to the general formula for the sum of a geometric series. As they work to solve a problem, mathematically proficient students maintain oversight of the process, while attending to the details. They continually evaluate the reasonableness of their intermediate results.

Lessons in every module engage students in looking for and expressing regularity in repeated reasoning as required by this standard. This Mathematical Habit of Mind is analogous to the CCSSM Standards for Mathematical Practice 8, which is specifically addressed in the following modules:

Algebra I M1: Relationships Between Quantities and Reasoning with Equations and Their Graphs

Algebra I M3: Linear and Exponential Functions

Domain	Standards for Mathematical Content		Aligned Components of <i>Eureka Math</i>
<b>Relationships between Quantities and Reasoning with Equations</b>	<b>Cluster: Reason quantitatively and use units to solve problems.</b>		
	<b>M.A1HS.1</b> Use units as a way to understand problems and to guide the solution of multi-step problems; choose and interpret units consistently in formulas; choose and interpret the scale and the origin in graphs and data displays.		Algebra I M1: Relationships Between Quantities and Reasoning with Equations and Their Graphs
	<b>M.A1HS.2</b> Define appropriate quantities for the purpose of descriptive modeling.		Algebra I M1 Topic A: Introduction to Functions Studied this Year—Graphing Stories  Algebra I M5: A Synthesis of Modeling with Equations and Functions
	<b>M.A1HS.3</b> Choose a level of accuracy appropriate to limitations on measurement when reporting quantities.		Algebra I M1 Topic A: Introduction to Functions Studied this Year—Graphing Stories  Algebra I M5 Topic B: Completing the Modeling Cycle
	<b>Cluster: Interpret the structure of expressions.</b>		
	<b>M.A1HS.4</b> Interpret expressions that represent a quantity in terms of its context.		
	a. Interpret parts of an expression, such as terms, factors, and coefficients.		Algebra I M4 Lessons 1–2: Multiplying and Factoring Polynomial Expressions  Algebra I M4 Lessons 3–4: Advanced Factoring Strategies for Quadratic Expressions

Domain	Standards for Mathematical Content	Aligned Components of <i>Eureka Math</i>
	<p>b. Interpret complicated expressions by viewing one or more of their parts as a single entity. (e.g., Interpret <math>P(1 + r)^n</math> as the product of <math>P</math> and a factor not depending on <math>P</math>.)</p>	<p>Algebra I M1 Topic D: Creating Equations to Solve Problems</p> <p>Algebra I M3 Topic A: Linear and Exponential Sequences</p> <p>Algebra I M4 Lesson 6: Solving Basic One-Variable Quadratic Equations</p> <p>Algebra I M4 Lesson 12: Completing the Square</p> <p>Algebra I M4 Lesson 17: Graphing Quadratic Functions from the Standard Form, <math>f(x) = ax^2 + bx + c</math></p>
	<b>Cluster: Create equations that describe numbers or relationships.</b>	
	<p><b>M.A1HS.5</b> Create equations and inequalities in one variable and use them to solve problems. Include equations arising from linear and quadratic functions, and simple rational and exponential functions.</p>	<p>Algebra I M1 Lesson 18: Equations Involving a Variable Expression in the Denominator</p> <p>Algebra I M1 Topic D: Creating Equations to Solve Problems</p> <p>Algebra I M4 Lesson 6: Solving Basic One-Variable Quadratic Equations</p> <p>Algebra I M4 Lesson 7: Creating and Solving Quadratic Equations in One Variable</p> <p>Algebra I M5 Topic B: Completing the Modeling Cycle</p> <p>Algebra II M3 Lesson 7: Bacteria and Exponential Growth</p> <p>Algebra II M3 Lesson 26: Percent Rate of Change</p> <p>Algebra II M3 Lesson 27: Modeling with Exponential Functions</p>

Domain	Standards for Mathematical Content	Aligned Components of <i>Eureka Math</i>
	<p><b>M.A1HS.6</b></p> <p>Create equations in two or more variables to represent relationships between quantities; graph equations on coordinate axes with labels and scales.</p>	<p>Algebra I M1 Lesson 5: Two Graphing Stories</p> <p>Algebra I M1 Lesson 20: Solution Sets to Equations with Two Variables</p> <p>Algebra I M1 Lesson 23: Solution Sets to Simultaneous Equations</p> <p>Algebra I M1 Lesson 24: Applications of Systems of Equations and Inequalities</p> <p>Algebra I M1 Lesson 28: Federal Income Tax</p> <p>Algebra I M4 Lesson 9: Graphing Quadratic Functions from Factored Form, <math>f(x) = a(x - m)(x - n)</math></p> <p>Algebra I M4 Lesson 12: Completing the Square</p> <p>Algebra I M4 Lesson 16: Graphing Quadratic Equations from the Vertex Form, <math>y = a(x - h)^2 + k</math></p> <p>Algebra I M4 Lessons 23–24: Modeling with Quadratic Functions</p> <p>Algebra I M5: A Synthesis of Modeling with Equations and Functions</p>

Domain	Standards for Mathematical Content	Aligned Components of <i>Eureka Math</i>
	<p><b>M.A1HS.7</b></p> <p>Represent constraints by equations or inequalities, and by systems of equations and/or inequalities, and interpret solutions as viable or non-viable options in a modeling context. (e.g., Represent inequalities describing nutritional and cost constraints on combinations of different foods.)</p>	<p>Algebra I M1 Lesson 15: Solution Sets of Two or More Equations (or Inequalities) Joined by “And” or “Or”</p> <p>Algebra I M1 Lesson 20: Solution Sets to Equations with Two Variables</p> <p>Algebra I M1 Lesson 24: Applications of Systems of Equations and Inequalities</p> <p>Algebra I M1 Lesson 27: Recursive Challenge Problem—The Double and Add 5 Game</p> <p>Algebra I M3 Topic B: Functions and Their Graphs</p> <p>Algebra I M3 Lesson 24: Piecewise and Step Functions in Context</p>
	<p><b>M.A1HS.8</b></p> <p>Rearrange formulas to highlight a quantity of interest, using the same reasoning as in solving equations. (e.g., Rearrange Ohm’s law <math>V = IR</math> to highlight resistance <math>R</math>.)</p>	<p>Algebra I M1 Lesson 19: Rearranging Formulas</p>

Domain	Standards for Mathematical Content	Aligned Components of <i>Eureka Math</i>
	<b>Cluster: Understand solving equations as a process of reasoning and explain the reasoning.</b>	
	<b>M.A1HS.9</b> Explain each step in solving a simple equation as following from the equality of numbers asserted at the previous step, starting from the assumption that the original equation has a solution. Construct a viable argument to justify a solution method.	Algebra I M1 Lesson 12: Solving Equations  Algebra I M1 Lesson 13: Some Potential Dangers when Solving Equations  Algebra I M1 Lesson 17: Equations Involving Factored Expressions  Algebra I M1 Lesson 18: Equations Involving a Variable Expression in the Denominator
	<b>Cluster: Solve equations and inequalities in one variable.</b>	
	<b>M.A1HS.10</b> Solve linear equations and inequalities in one variable, including equations with coefficients represented by letters.	Algebra I M1: Relationships Between Quantities and Reasoning with Equations and Their Graphs
<b>Linear and Exponential Relationships</b>	<b>Cluster: Extend the properties of exponents to rational exponents.</b>	
	<b>M.A1HS.11</b> Explain how the definition of the meaning of rational exponents follows from extending the properties of integer exponents to those values, allowing for a notation for radicals in terms of rational exponents. (e.g., We define $5^{1/3}$ to be the cube root of 5 because we want $(5^{1/3})^3 = 5^{(1/3)3}$ to hold, so $(5^{1/3})^3$ must equal 5.)	Algebra II M3 Topic A: Real Numbers

Domain	Standards for Mathematical Content	Aligned Components of <i>Eureka Math</i>
	<b>M.A1HS.12</b> Rewrite expressions involving radicals and rational exponents using the properties of exponents.	Algebra II M3 Topic A: Real Numbers
	<b>Cluster: Solve systems of equations.</b>	
	<b>M.A1HS.13</b> Prove that, given a system of two equations in two variables, replacing one equation by the sum of that equation and a multiple of the other produces a system with the same solutions.	Algebra I M1 Lesson 23: Solution Sets to Simultaneous Equations
	<b>M.A1HS.14</b> Solve systems of linear equations exactly and approximately (e.g., with graphs), focusing on pairs of linear equations in two variables.	Algebra I M1 Lessons 22–23: Solution Sets to Simultaneous Equations  Algebra I M1 Lesson 24: Applications of Systems of Equations and Inequalities  Algebra I M4 Lesson 24: Modeling with Quadratic Functions
	<b>Cluster: Represent and solve equations and inequalities graphically.</b>	
	<b>M.A1HS.15</b> Recognize that the graph of an equation in two variables is the set of all its solutions plotted in the coordinate plane, often forming a curve (which could be a line).	Algebra I M1 Lesson 20: Solution Sets to Equations with Two Variables



Domain	Standards for Mathematical Content	Aligned Components of <i>Eureka Math</i>
	<b>M.A1HS.16</b> Explain why the $x$ -coordinates of the points where the graphs of the equations $y = f(x)$ and $y = g(x)$ intersect are the solutions of the equation $f(x) = g(x)$ ; find the solutions approximately (e.g., using technology to graph the functions, make tables of values or find successive approximations). Include cases where $f(x)$ and/or $g(x)$ are linear, polynomial, rational, absolute value, exponential and logarithmic functions.	Algebra I M3 Lesson 16: Graphs Can Solve Equations Too  Algebra II M1 Lesson 36: Overcoming a Third Obstacle to Factoring—What If There Are No Real Number Solutions?  Algebra II M3 Lesson 24: Solving Exponential Equations
	<b>M.A1HS.17</b> Graph the solutions to a linear inequality in two variables as a half-plane (excluding the boundary in the case of a strict inequality), and graph the solution set to a system of linear inequalities in two variables as the intersection of the corresponding half-planes.	Algebra I M1 Lesson 21: Solution Sets to Inequalities with Two Variables  Algebra I M1 Lesson 22: Solution Sets to Simultaneous Equations  Algebra I M1 Lesson 24: Applications of Systems of Equations and Inequalities
	<b>Cluster: Understand the concept of a function and use function notation.</b>	
	<b>M.A1HS.18</b> Recognize that a function from one set (called the domain) to another set (called the range) assigns to each element of the domain exactly one element of the range. If $f$ is a function and $x$ is an element of its domain, then $f(x)$ denotes the output of $f$ corresponding to the input $x$ . The graph of $f$ is the graph of the equation $y = f(x)$ .	Algebra I M3 Lesson 1: Integer Sequences—Should You Believe in Patterns?  Algebra I M3 Lesson 12: The Graph of the Equation $y = f(x)$

Domain	Standards for Mathematical Content	Aligned Components of <i>Eureka Math</i>
	<b>M.A1HS.19</b> Use function notation, evaluate functions for inputs in their domains and interpret statements that use function notation in terms of a context.	Algebra I M3: Linear and Exponential Functions
	<b>M.A1HS.20</b> Recognize that sequences are functions, sometimes defined recursively, whose domain is a subset of the integers. (e.g., The Fibonacci sequence is defined recursively by $f(0) = f(1) = 1, f(n + 1) = f(n) + f(n - 1)$ for $n \geq 1$ .)	Algebra I M3 Lesson 2: Recursive Formulas for Sequences  Algebra I M3 Lesson 3: Arithmetic and Geometric Sequences  Algebra I M3 Lesson 4: Why Do Banks Pay YOU to Provide Their Services?

Domain	Standards for Mathematical Content	Aligned Components of <i>Eureka Math</i>
	<b>Cluster: Interpret functions that arise in applications in terms of a context.</b>	
	<b>M.A1HS.21</b> For a function that models a relationship between two quantities, interpret key features of graphs and tables in terms of the quantities, and sketch graphs showing key features given a verbal description of the relationship. Key features include: intercepts; intervals where the function is increasing, decreasing, positive, or negative; relative maximums and minimums; symmetries; end behavior; and periodicity.	Algebra I M3 Lesson 13: Interpreting the Graph of a Function  Algebra I M3 Lesson 14: Linear and Exponential Models—Comparing Growth Rates  Algebra I M3 Topic D: Using Functions and Graphs to Solve Problems  Algebra I M4 Lesson 8: Exploring the Symmetry in Graphs of Quadratic Functions  Algebra I M4 Lesson 9: Graphing Quadratic Functions from Factored Form, $f(x) = a(x - m)(x - n)$  Algebra I M4 Lesson 10: Interpreting Quadratic Functions from Graphs and Tables  Algebra I M4 Lesson 17: Graphing Quadratic Functions from the Standard Form, $f(x) = ax^2 + bx + c$  Algebra I M4 Lesson 22: Comparing Quadratic, Square Root, and Cube Root Functions Represented in Different Ways  Algebra I M5: A Synthesis of Modeling with Equations and Functions

Domain	Standards for Mathematical Content	Aligned Components of <i>Eureka Math</i>
	<p><b>M.A1HS.22</b></p> <p>Relate the domain of a function to its graph and where applicable, to the quantitative relationship it describes. (e.g., If the function <math>h(n)</math> gives the number of person-hours it takes to assemble <math>n</math> engines in a factory, then the positive integers would be an appropriate domain for the function.)</p>	<p>Algebra I M3 Topic B: Functions and Their Graphs</p> <p>Algebra I M4 Lesson 9: Graphing Quadratic Functions from Factored Form, <math>f(x) = a(x - m)(x - n)</math></p> <p>Algebra I M5 Lesson 1: Analyzing a Graph</p> <p>Algebra I M5 Lesson 4: Modeling a Context from a Graph</p>
	<p><b>M.A1HS.23</b></p> <p>Calculate and interpret the average rate of change of a function (presented symbolically or as a table) over a specified interval. Estimate the rate of change from a graph.</p>	<p>Algebra I M3 Lesson 6: Exponential Growth—U.S. Population and World Population</p> <p>Algebra I M3 Topic D: Using Functions and Graphs to Solve Problems</p> <p>Algebra I M4 Lesson 8: Exploring the Symmetry in Graphs of Quadratic Functions</p> <p>Algebra I M4 Lesson 10: Interpreting Quadratic Functions from Graphs and Tables</p> <p>Algebra I M4 Lesson 17: Graphing Quadratic Functions from the Standard Form, <math>f(x) = ax^2 + bx + c</math></p> <p>Algebra I M4 Lesson 22: Comparing Quadratic, Square Root, and Cube Root Functions Represented in Different Ways</p> <p>Algebra I M5 Lesson 4: Modeling a Context from a Graph</p>

Domain	Standards for Mathematical Content	Aligned Components of <i>Eureka Math</i>
	<b>Cluster: Analyze functions using different representations.</b>	
	<b>M.A1HS.24</b> Graph functions expressed symbolically and show key features of the graph, by hand in simple cases and using technology for more complicated cases.	
	a. Graph linear and quadratic functions and show intercepts, maxima, and minima.	Algebra I M3 Lesson 11: The Graph of a Function  Algebra I M3 Lesson 12: The Graph of the Equation $y = f(x)$  Algebra I M3 Lesson 16: Graphs Can Solve Equations Too  Algebra I M3 Lesson 19: Four Interesting Transformations of Functions  Algebra I M4 Lesson 8: Exploring the Symmetry in Graphs of Quadratic Functions  Algebra I M4 Lesson 9: Graphing Quadratic Functions from Factored Form, $f(x) = a(x - m)(x - n)$  Algebra I M4 Lesson 16: Graphing Quadratic Equations from the Vertex Form, $y = a(x - h)^2 + k$  Algebra I M4 Lesson 17: Graphing Quadratic Functions from the Standard Form, $f(x) = ax^2 + bx + c$  Algebra I M4 Topic C: Function Transformations and Modeling

Domain	Standards for Mathematical Content	Aligned Components of <i>Eureka Math</i>
	<p>b. Graph exponential and logarithmic functions, showing intercepts and end behavior and trigonometric functions, showing period, midline, and amplitude.</p>	<p>Algebra II M2 Lesson 8: Graphing the Sine and Cosine Functions</p> <p>Algebra II M2 Lesson 11: Transforming the Graph of the Sine Function</p> <p>Algebra II M2 Lesson 12: Ferris Wheels—Using Trigonometric Functions to Model Cyclical Behavior</p> <p>Algebra II M3 Lesson 16: Rational and Irrational Numbers</p> <p>Algebra II M3 Lesson 18: Graphs of Exponential Functions and Logarithmic Functions</p> <p>Algebra II M3 Lesson 20: Transformations of the Graphs of Logarithmic and Exponential Functions</p> <p>Algebra II M3 Lesson 33: The Million Dollar Problem</p> <p>Precalculus and Advanced Topics M4 Lesson 11: Revisiting the Graphs of the Trigonometric Functions</p>
	<p><b>M.A1HS.25</b></p> <p>Compare properties of two functions each represented in a different way (algebraically, graphically, numerically in tables, or by verbal descriptions). (e.g., Given a graph of one quadratic function and an algebraic expression for another, say which has the larger maximum.)</p>	<p>Algebra I M4 Lesson 22: Comparing Quadratic, Square Root, and Cube Root Functions Represented in Different Ways</p>

Domain	Standards for Mathematical Content		Aligned Components of <i>Eureka Math</i>
	<b>Cluster: Build a function that models a relationship between two quantities.</b>		
	<b>M.A1HS.26</b> Write a function that describes a relationship between two quantities.		
	a. Determine an explicit expression, a recursive process, or steps for calculation from a context.		Algebra I M3: Linear and Exponential Functions  Algebra I M5: A Synthesis of Modeling with Equations and Functions
	b. Combine standard function types using arithmetic operations. (e.g., Build a function that models the temperature of a cooling body by adding a constant function to a decaying exponential, and relate these functions to the model.)		Algebra II M2 Lesson 12: Ferris Wheels—Using Trigonometric Functions to Model Cyclical Behavior  Algebra II M3 Lesson 28: Newton’s Law of Cooling, Revisited  Algebra II M3 Lesson 30: Buying a Car  Algebra II M3 Lesson 33: The Million Dollar Problem
	<b>M.A1HS.27</b> Write arithmetic and geometric sequences both recursively and with an explicit formula, use them to model situations, and translate between the two forms.		Algebra I M3 Topic A: Linear and Exponential Sequences  Algebra II M3 Lesson 25: Geometric Sequences and Exponential Growth and Decay  Algebra II M3 Lesson 26: Percent Rate of Change

**Domain**
**Standards for Mathematical Content**
**Aligned Components of *Eureka Math***

	<b>Cluster: Build new functions from existing functions.</b>	
	<b>M.A1HS.28</b> Identify the effect on the graph of replacing $f(x)$ by $f(x) + k$ , $k f(x)$ , $f(kx)$ , and $f(x + k)$ for specific values of $k$ (both positive and negative); find the value of $k$ given the graphs. Experiment with cases and illustrate an explanation of the effects on the graph using technology. Include recognizing even and odd functions from their graphs and algebraic expressions for them.	Algebra I M3 Topic C: Transformations of Functions  Algebra I M4 Lesson 19: Translating Graphs of Functions  Algebra I M4 Lesson 20: Stretching and Shrinking Graphs of Functions  Algebra I M4 Lesson 21: Transformations of the Quadratic Parent Function, $f(x) = x^2$
	<b>Cluster: Construct and compare linear, quadratic, and exponential models and solve problems.</b>	
	<b>M.A1HS.29</b> Distinguish between situations that can be modeled with linear functions and with exponential functions.	
	a. Prove that linear functions grow by equal differences over equal intervals; exponential functions grow by equal factors over equal intervals.	Algebra I M3 Lesson 14: Linear and Exponential Models—Comparing Growth Rates
	b. Recognize situations in which one quantity changes at a constant rate per unit interval relative to another.	Algebra I M3 Lesson 5: The Power of Exponential Growth  Algebra I M3 Lesson 6: Exponential Growth—U.S. Population and World Population  Algebra I M5: A Synthesis of Modeling with Equations and Functions



Domain	Standards for Mathematical Content	Aligned Components of <i>Eureka Math</i>
	c. Recognize situations in which a quantity grows or decays by a constant percent rate per unit interval relative to another.	<p>Algebra I M3 Lesson 5: The Power of Exponential Growth</p> <p>Algebra I M3 Lesson 6: Exponential Growth—U.S. Population and World Population</p> <p>Algebra I M3 Lesson 7: Exponential Decay</p> <p>Algebra I M5: A Synthesis of Modeling with Equations and Functions</p>
	<b>M.A1HS.30</b> Construct linear and exponential functions, including arithmetic and geometric sequences, given a graph, a description of a relationship or two input-output pairs (include reading these from a table).	<p>Algebra I M3: Linear and Exponential Functions</p> <p>Algebra I M5: A Synthesis of Modeling with Equations and Functions</p> <p>Algebra II M3 Lesson 1: Integer Exponents</p>
	<b>M.A1HS.31</b> Observe using graphs and tables that a quantity increasing exponentially eventually exceeds a quantity increasing linearly, quadratically, or (more generally) as a polynomial function.	<p>Algebra I M3 Lesson 5: The Power of Exponential Growth</p> <p>Algebra I M3 Lesson 6: Exponential Growth—U.S. Population and World Population</p> <p>Algebra I M3 Lesson 14: Linear and Exponential Models—Comparing Growth Rates</p> <p>Algebra I M3 Lesson 21: Comparing Linear and Exponential Models Again</p>
	<b>Cluster: Interpret expressions for functions in terms of the situation they model.</b>	
	<b>M.A1HS.32</b> Interpret the parameters in a linear or exponential function in terms of a context.	<p>Algebra I M3 Topic D: Using Functions and Graphs to Solve Problems</p>

Domain	Standards for Mathematical Content	Aligned Components of <i>Eureka Math</i>
Descriptive Statistics	<b>Cluster: Summarize, represent, and interpret data on a single count or measurement variable.</b>	
	<b>M.A1HS.33</b> Represent data with plots on the real number line (dot plots, histograms, and box plots).	Algebra I M2: Descriptive Statistics
	<b>M.A1HS.34</b> Use statistics appropriate to the shape of the data distribution to compare center (median, mean) and spread (interquartile range, standard deviation) of two or more different data sets.	Algebra I M2 Lesson 3: Estimating Centers and Interpreting the Mean as a Balance Point  Algebra I M2 Topic B: Describing Variability and Comparing Distributions
	<b>M.A1HS.35</b> Interpret differences in shape, center, and spread in the context of the data sets, accounting for possible effects of extreme data points (outliers).	Algebra I M2: Descriptive Statistics
	<b>Cluster: Summarize, represent, and interpret data on two categorical and quantitative variables.</b>	
	<b>M.A1HS.36</b> Summarize categorical data for two categories in two-way frequency tables. Interpret relative frequencies in the context of the data (including joint, marginal and conditional relative frequencies). Recognize possible associations and trends in the data.	Algebra I M2 Topic C: Categorical Data on Two Variables

Domain	Standards for Mathematical Content	Aligned Components of <i>Eureka Math</i>
	<b>M.A1HS.37</b> Represent data on two quantitative variables on a scatter plot, and describe how the variables are related.	
	a. Fit a function to the data; use functions fitted to data to solve problems in the context of the data. Use given functions or choose a function suggested by the context. Emphasize linear and exponential models.	Algebra I M2 Lessons 12–13: Relationships Between Two Numerical Variables  Algebra I M2 Lesson 19: Interpreting Correlation  Algebra I M2 Lesson 20: Analyzing Data Collected on Two Variables  Algebra I M5 Lesson 7: Modeling a Context from Data
	b. Informally assess the fit of a function by plotting and analyzing residuals.	Algebra I M2 Topic D: Numerical Data on Two Variables
	c. Fit a linear function for scatter plots that suggest a linear association.	Algebra I M2 Lesson 18: Analyzing Residuals  Algebra I M2 Lesson 19: Interpreting Correlation  Algebra I M2 Lesson 20: Analyzing Data Collected on Two Variables  Algebra I M5 Lesson 7: Modeling a Context from Data
	<b>Cluster: Interpret linear models.</b>	
	<b>M.A1HS.38</b> Interpret the slope (rate of change) and the intercept (constant term) of a linear model in the context of the data.	Algebra I M2 Lesson 14: Modeling Relationships with a Line

Domain	Standards for Mathematical Content	Aligned Components of <i>Eureka Math</i>
	<b>M.A1HS.39</b> Compute (using technology) and interpret the correlation coefficient of a linear fit.	Algebra I M2 Lesson 19: Interpreting Correlation  Algebra I M2 Lesson 20: Analyzing Data Collected on Two Variables  Algebra I M5 Lesson 7: Modeling a Context from Data
	<b>M.A1HS.40</b> Distinguish between correlation and causation.	Algebra I M2 Lesson 11: Conditional Relative Frequencies and Association  Algebra I M2 Lesson 19: Interpreting Correlation  Algebra I M2 Lesson 20: Analyzing Data Collected on Two Variables
<b>Expressions and Equations</b>	<b>Cluster: Interpret the structure of equations.</b>	
	<b>M.A1HS.41</b> Interpret expressions that represent a quantity in terms of its context.	
	a. Interpret parts of an expression, such as terms, factors, and coefficients.	Algebra I M4 Lessons 1–2: Multiplying and Factoring Polynomial Expressions  Algebra I M4 Lessons 3–4: Advanced Factoring Strategies for Quadratic Expressions

Domain	Standards for Mathematical Content	Aligned Components of <i>Eureka Math</i>
	b. Interpret complicated expressions by viewing one or more of their parts as a single entity.	<p>Algebra I M1 Topic D: Creating Equations to Solve Problems</p> <p>Algebra I M3 Topic A: Linear and Exponential Sequences</p> <p>Algebra I M4 Lesson 6: Solving Basic One-Variable Quadratic Equations</p> <p>Algebra I M4 Lesson 12: Completing the Square</p> <p>Algebra I M4 Lesson 17: Graphing Quadratic Functions from the Standard Form, <math>f(x) = ax^2 + bx + c</math></p>
	<b>M.A1HS.42</b> Use the structure of an expression to identify ways to rewrite it.	<p>Algebra I M1 Topic B: The Structure of Expressions</p> <p>Algebra I M1 Lesson 17: Equations Involving Factored Expressions</p> <p>Algebra I M4 Topic A: Quadratic Expressions, Equations, Functions, and Their Connection to Rectangles</p> <p>Algebra I M4 Lessons 11–12: Completing the Square</p>
	<b>Cluster: Write expressions in equivalent forms to solve problems.</b>	
	<b>M.A1HS.43</b> Choose and produce an equivalent form of an expression to reveal and explain properties of the quantity represented by the expression.	
	a. Factor a quadratic expression to reveal the zeros of the function it defines.	<p>Algebra I M4 Lesson 9: Graphing Quadratic Functions from Factored Form, <math>f(x) = a(x - m)(x - n)</math></p> <p>Algebra I M4 Lesson 15: Using the Quadratic Formula</p>

Domain	Standards for Mathematical Content	Aligned Components of <i>Eureka Math</i>
	b. Complete the square in a quadratic expression to reveal the maximum or minimum value of the function it defines.	Algebra I M4 Lesson 12: Completing the Square  Algebra I M4 Lesson 17: Graphing Quadratic Functions from the Standard Form, $f(x) = ax^2 + bx + c$
	c. Use the properties of exponents to transform expressions for exponential functions.	Algebra I M3 Lesson 23: Newton's Law of Cooling  Algebra II M3 Lesson 26: Percent Rate of Change
	<b>Cluster: Perform arithmetic operations on polynomials.</b>	
	<b>M.A1HS.44</b> Recognize that polynomials form a system analogous to the integers, namely, they are closed under the operations of addition, subtraction, and multiplication; add, subtract, and multiply polynomials.	Algebra I M1 Topic B: The Structure of Expressions  Algebra I M4 Lessons 1–2: Multiplying and Factoring Polynomial Expressions  Algebra I M4 Lessons 3–4: Advanced Factoring Strategies for Quadratic Expressions

Domain	Standards for Mathematical Content	Aligned Components of <i>Eureka Math</i>
	<b>Cluster: Create equations that describe numbers or relationships.</b>	
	<b>M.A1HS.45</b> Create equations and inequalities in one variable and use them to solve problems. Include equations arising from linear and quadratic functions, and simple rational and exponential functions.	Algebra I M1 Lesson 18: Equations Involving a Variable Expression in the Denominator  Algebra I M1 Topic D: Creating Equations to Solve Problems  Algebra I M4 Lesson 6: Solving Basic One-Variable Quadratic Equations  Algebra I M4 Lesson 7: Creating and Solving Quadratic Equations in One Variable  Algebra I M5: A Synthesis of Modeling with Equations and Functions  Algebra II M3 Lesson 7: Bacteria and Exponential Growth  Algebra II M3 Lesson 26: Percent Rate of Change  Algebra II M3 Lesson 27: Modeling with Exponential Functions

Domain	Standards for Mathematical Content	Aligned Components of <i>Eureka Math</i>
	<p><b>M.A1HS.46</b></p> <p>Create equations in two or more variables to represent relationships between quantities; graph equations on coordinate axes with labels and scales.</p>	<p>Algebra I M1 Lesson 5: Two Graphing Stories</p> <p>Algebra I M1 Lesson 20: Solution Sets to Equations with Two Variables</p> <p>Algebra I M1 Lesson 23: Solution Sets to Simultaneous Equations</p> <p>Algebra I M1 Lesson 24: Applications of Systems of Equations and Inequalities</p> <p>Algebra I M1 Lesson 28: Federal Income Tax</p> <p>Algebra I M4 Lesson 9: Graphing Quadratic Functions from Factored Form, <math>f(x) = a(x - m)(x - n)</math></p> <p>Algebra I M4 Lesson 12: Completing the Square</p> <p>Algebra I M4 Lesson 16: Graphing Quadratic Equations from the Vertex Form, <math>y = a(x - h)^2 + k</math></p> <p>Algebra I M4 Lessons 23–24: Modeling with Quadratic Functions</p> <p>Algebra I M5: A Synthesis of Modeling with Equations and Functions</p>
	<p><b>M.A1HS.47</b></p> <p>Rearrange formulas to highlight a quantity of interest, using the same reasoning as in solving equations. (e.g., Rearrange Ohm’s law <math>V = IR</math> to highlight resistance <math>R</math>.)</p>	<p>Algebra I M1 Lesson 19: Rearranging Formulas</p>



**Domain**
**Standards for Mathematical Content**
**Aligned Components of *Eureka Math***

	<b>Cluster: Solve equations and inequalities in one variable.</b>		
	<b>M.A1HS.48</b> Solve quadratic equations in one variable.		
	a. Use the method of completing the square to transform any quadratic equation in $x$ into an equation of the form $(x - p)^2 = q$ that has the same solutions. Derive the quadratic formula from this form.		Algebra I M4 Lesson 14: Deriving the Quadratic Formula
	b. Solve quadratic equations by inspection (e.g., for $x^2 = 49$ ), taking square roots, completing the square, the quadratic formula and factoring, as appropriate to the initial form of the equation. Recognize when the quadratic formula gives complex solutions and write them as $a \pm bi$ for real numbers $a$ and $b$ .		Algebra I M4 Lesson 5: The Zero Product Property  Algebra I M4 Lesson 6: Solving Basic One-Variable Quadratic Equations  Algebra I M4 Lesson 7: Creating and Solving Quadratic Equations in One Variable  Algebra I M4 Lesson 13: Solving Quadratic Equations by Completing the Square  Algebra I M4 Lesson 14: Deriving the Quadratic Formula  Algebra I M4 Lesson 15: Using the Quadratic Formula  Algebra II M1 Lesson 31: Systems of Equations  Algebra II M1 Lesson 38: Complex Numbers as Solutions to Equations

Domain	Standards for Mathematical Content	Aligned Components of <i>Eureka Math</i>
	<b>Cluster: Solve systems of equations.</b>	
	<b>M.A1HS.49</b> Solve a simple system consisting of a linear equation and a quadratic equation in two variables algebraically and graphically.	Algebra II M1 Lesson 31: Systems of Equations  Algebra II M1 Lesson 32: Graphing Systems of Equations
<b>Quadratic Functions and Modeling</b>	<b>Cluster: Use properties of rational and irrational numbers.</b>	
	<b>M.A1HS.50</b> Explain why the sum or product of two rational numbers is rational; that the sum of a rational number and an irrational number is irrational; and that the product of a nonzero rational number and an irrational number is irrational.	Algebra I M4 Lesson 13: Solving Quadratic Equations by Completing the Square

Domain	Standards for Mathematical Content	Aligned Components of <i>Eureka Math</i>
	<b>Cluster: Interpret functions that arise in applications in terms of a context.</b>	
	<b>M.A1HS.51</b> For a function that models a relationship between two quantities, interpret key features of graphs and tables in terms of the quantities, and sketch graphs showing key features given a verbal description of the relationship. Key features include: intercepts; intervals where the function is increasing, decreasing, positive, or negative; relative maximums and minimums; symmetries; end behavior; and periodicity.	Algebra I M3 Lesson 13: Interpreting the Graph of a Function  Algebra I M3 Lesson 14: Linear and Exponential Models—Comparing Growth Rates  Algebra I M3 Topic D: Using Functions and Graphs to Solve Problems  Algebra I M4 Lesson 8: Exploring the Symmetry in Graphs of Quadratic Functions  Algebra I M4 Lesson 9: Graphing Quadratic Functions from Factored Form, $f(x) = a(x - m)(x - n)$  Algebra I M4 Lesson 10: Interpreting Quadratic Functions from Graphs and Tables  Algebra I M4 Lesson 17: Graphing Quadratic Functions from the Standard Form, $f(x) = ax^2 + bx + c$  Algebra I M4 Lesson 22: Comparing Quadratic, Square Root, and Cube Root Functions Represented in Different Ways  Algebra I M5: A Synthesis of Modeling with Equations and Functions

Domain	Standards for Mathematical Content	Aligned Components of <i>Eureka Math</i>
	<p><b>M.A1HS.52</b></p> <p>Relate the domain of a function to its graph and, where applicable, to the quantitative relationship it describes.</p>	<p>Algebra I M3 Topic B: Functions and Their Graphs</p> <p>Algebra I M4 Lesson 9: Graphing Quadratic Functions from Factored Form, <math>f(x) = a(x - m)(x - n)</math></p> <p>Algebra I M5 Lesson 1: Analyzing a Graph</p> <p>Algebra I M5 Lesson 4: Modeling a Context from a Graph</p>
	<p><b>M.A1HS.53</b></p> <p>Calculate and interpret the average rate of change of a function (presented symbolically or as a table) over a specified interval. Estimate the rate of change from a graph.</p>	<p>Algebra I M3 Lesson 6: Exponential Growth—U.S. Population and World Population</p> <p>Algebra I M3 Topic D: Using Functions and Graphs to Solve Problems</p> <p>Algebra I M4 Lesson 8: Exploring the Symmetry in Graphs of Quadratic Functions</p> <p>Algebra I M4 Lesson 10: Interpreting Quadratic Functions from Graphs and Tables</p> <p>Algebra I M4 Lesson 17: Graphing Quadratic Functions from the Standard Form, <math>f(x) = ax^2 + bx + c</math></p> <p>Algebra I M4 Lesson 22: Comparing Quadratic, Square Root, and Cube Root Functions Represented in Different Ways</p> <p>Algebra I M5 Lesson 4: Modeling a Context from a Graph</p>

Domain	Standards for Mathematical Content	Aligned Components of <i>Eureka Math</i>
	<b>Cluster: Analyze functions using different representations.</b>	
	<b>M.A1HS.54</b> Graph functions expressed symbolically and show key features of the graph, by hand in simple cases and using technology for more complicated cases.	
	a. Graph linear and quadratic functions and show intercepts, maxima, and minima.	Algebra I M3 Lesson 11: The Graph of a Function  Algebra I M3 Lesson 12: The Graph of the Equation $y = f(x)$  Algebra I M3 Lesson 16: Graphs Can Solve Equations Too  Algebra I M3 Lesson 19: Four Interesting Transformations of Functions  Algebra I M4 Lesson 8: Exploring the Symmetry in Graphs of Quadratic Functions  Algebra I M4 Lesson 9: Graphing Quadratic Functions from Factored Form, $f(x) = a(x - m)(x - n)$  Algebra I M4 Lesson 16: Graphing Quadratic Equations from the Vertex Form, $y = a(x - h)^2 + k$  Algebra I M4 Lesson 17: Graphing Quadratic Functions from the Standard Form, $f(x) = ax^2 + bx + c$  Algebra I M4 Topic C: Function Transformations and Modeling

Domain	Standards for Mathematical Content	Aligned Components of <i>Eureka Math</i>
	b. Graph square root, cube root, and piecewise-defined functions, including step functions and absolute value functions.	<p>Algebra I M3 Topic C: Transformations of Functions</p> <p>Algebra I M4 Lesson 18: Graphing Cubic, Square Root, and Cube Root Functions</p> <p>Algebra I M4 Lesson 19: Translating Graphs of Functions</p> <p>Algebra I M4 Lesson 20: Stretching and Shrinking Graphs of Functions</p>
	<p><b>M.A1HS.55</b></p> <p>Write a function defined by an expression in different but equivalent forms to reveal and explain different properties of the function.</p>	
	a. Use the process of factoring and completing the square in a quadratic function to show zeros, extreme values, and symmetry of the graph, and interpret these in terms of a context.	<p>Algebra I M4 Lesson 9: Graphing Quadratic Functions from Factored Form, <math>f(x) = a(x - m)(x - n)</math></p> <p>Algebra I M4 Topic B: Using Different Forms for Quadratic Functions</p> <p>Algebra I M4 Lesson 21: Transformations of the Quadratic Parent Function, <math>f(x) = x^2</math></p> <p>Algebra I M4 Lesson 23: Modeling with Quadratic Functions</p>

Domain	Standards for Mathematical Content	Aligned Components of <i>Eureka Math</i>
	b. Use the properties of exponents to interpret expressions for exponential functions.	<p>Algebra I M3 Lesson 5: The Power of Exponential Growth</p> <p>Algebra I M3 Lesson 6: Exponential Growth—U.S. Population and World Population</p> <p>Algebra I M3 Lesson 7: Exponential Decay</p> <p>Algebra I M3 Topic D: Using Functions and Graphs to Solve Problems</p> <p>Algebra II M3 Lesson 23: Bean Counting</p> <p>Algebra II M3 Lesson 27: Modeling with Exponential Functions</p>
	<b>M.A1HS.56</b> Compare properties of two functions each represented in a different way (algebraically, graphically, numerically in tables, or by verbal descriptions).	Algebra I M4 Lesson 22: Comparing Quadratic, Square Root, and Cube Root Functions Represented in Different Ways
	<b>Cluster: Build a function that models a relationship between two quantities.</b>	
	<b>M.A1HS.57</b> Write a function that describes a relationship between two quantities.	
	a. Determine an explicit expression, a recursive process, or steps for calculation from a context.	<p>Algebra I M3: Linear and Exponential Functions</p> <p>Algebra I M5: A Synthesis of Modeling with Equations and Functions</p>

Domain	Standards for Mathematical Content	Aligned Components of <i>Eureka Math</i>
	b. Combine standard function types using arithmetic operations.	<p>Algebra II M2 Lesson 12: Ferris Wheels—Using Trigonometric Functions to Model Cyclical Behavior</p> <p>Algebra II M3 Lesson 28: Newton’s Law of Cooling, Revisited</p> <p>Algebra II M3 Lesson 30: Buying a Car</p> <p>Algebra II M3 Lesson 33: The Million Dollar Problem</p>
	<b>Cluster: Build new functions from existing functions.</b>	
	<p><b>M.A1HS.58</b></p> <p>Identify the effect on the graph of replacing <math>f(x)</math> by <math>f(x) + k</math>, <math>k f(x)</math>, <math>f(kx)</math>, and <math>f(x + k)</math> for specific values of <math>k</math> (both positive and negative); find the value of <math>k</math> given the graphs. Experiment with cases and illustrate an explanation of the effects on the graph using technology. Include recognizing even and odd functions from their graphs and algebraic expressions for them.</p>	<p>Algebra I M3 Topic C: Transformations of Functions</p> <p>Algebra I M4 Lesson 19: Translating Graphs of Functions</p> <p>Algebra I M4 Lesson 20: Stretching and Shrinking Graphs of Functions</p> <p>Algebra I M4 Lesson 21: Transformations of the Quadratic Parent Function, <math>f(x) = x^2</math></p>
	<p><b>M.A1HS.59</b></p> <p>Find inverse functions. Solve an equation of the form <math>f(x) = c</math> for a simple function <math>f</math> that has an inverse and write an expression for the inverse.</p>	<p>Algebra II M3 Lesson 19: The Inverse Relationship Between Logarithmic and Exponential Functions</p>



Domain	Standards for Mathematical Content	Aligned Components of <i>Eureka Math</i>
	<b>Cluster: Construct and compare linear, quadratic, and exponential models and solve problems.</b>	
	<b>M.A1HS.6o</b> Observe using graphs and tables that a quantity increasing exponentially eventually exceeds a quantity increasing linearly, quadratically, or (more generally) as a polynomial function.	Algebra I M3 Lesson 5: The Power of Exponential Growth  Algebra I M3 Lesson 6: Exponential Growth—U.S. Population and World Population  Algebra I M3 Lesson 14: Linear and Exponential Models—Comparing Growth Rates  Algebra I M3 Lesson 21: Comparing Linear and Exponential Models Again