

***PhD Science*[®] K–5 Curriculum Correlation to Kansas College and Career Ready Standards for Science (KCCRSS)**

Contents


K–2 Grade Band


Level K	1
Level 1	11
Level 2	22


3–5 Grade Band


Level 3	32
Level 4	46
Level 5	61

PhD Science® Correlation to Kansas College and Career Ready Standards for Science (KCCRSS): Level K

 Green indicates that *PhD Science*® fully addresses the standard within the grade level or the K–2 grade band.

 Blue indicates that *PhD Science* covers the standard but in a different grade band.

 Yellow indicates that *PhD Science* partially covers the standard within the grade level or the K–2 grade band.

 Red indicates that *PhD Science* does not cover the standard.

Key: Module (M), Lesson (L)

The *PhD Science* K–2 curriculum fully aligns with the Kindergarten KCCRSS. A detailed analysis of alignment appears in the table below.

Kindergarten Performance Expectations

K-PS2 Motion and Stability: Forces and Interactions		Aligned PhD Science Lessons
K-PS2-1	Plan and conduct an investigation to compare the effects of different strengths or different directions of pushes and pulls on the motion of an object.	Level K M2 L1–23
K-PS2-2	Analyze data to determine if a design solution works as intended to change the speed or direction of an object with a push or a pull.	Level K M2 L17–23
K-PS3 Energy		Aligned PhD Science Lessons
K-PS3-1	Make observations to determine the effect of sunlight on Earth’s surface.	Level K M1 L8–11, 28–30
K-PS3-2	Use tools and materials to design and build a structure that will reduce the warming effect of sunlight on an area.	Level K M1 L12–16, 28–30
K-LS1 From Molecules to Organisms: Structures and Processes		Aligned PhD Science Lessons
K-LS1-1	Use observations to describe patterns of what plants and animals (including humans) need to survive.	Level K M3 L4–16, 19–22, 27–29

K-ESS2 Earth's Systems		Aligned <i>PhD Science</i> Lessons
K-ESS2-1	Use and share observations of local weather conditions to describe patterns over time.	Level K M1 L1–11, 17–24, 28–30 Level K M4 L25
K-ESS2-2	Construct an argument supported by evidence for how plants and animals (including humans) can change the environment to meet their needs.	Level K M4 L1–10, 14–16, 26–28
K-ESS3 Earth and Human Activity		Aligned <i>PhD Science</i> Lessons
K-ESS3-1	Use a model to represent the relationship between the needs of different plants or animals (including humans) and the places they live.	Level K M3 L1–3, 9–29 Level K M4 L1–2, 8–9, 11–13
K-ESS3-2	Ask questions to obtain information about the purpose of weather forecasting to prepare for, and respond to, severe weather.	Level K M1 L22–30
K-ESS3-3	Communicate solutions that will reduce the impact of humans on the land, water, air, and/or other living things in the local environment.	Level K M4 L14–24, 26–28
K–2-ETS1 Engineering Design		Aligned <i>PhD Science</i> Lessons
K–2-ETS1-1	Ask questions, make observations, and gather information about a situation people want to change to define a simple problem that can be solved through the development of a new or improved object or tool.	Level K M1 L12–16
K–2-ETS1-2	Develop a simple sketch, drawing, or physical model to illustrate how the shape of an object helps it function as needed to solve a given problem.	Level K M2 L17–20
K–2-ETS1-3	Analyze data from tests of two objects designed to solve the same problem to compare the strengths and weaknesses of how each performs.	Level K M4 L20–24

Science and Engineering Practices

1	Asking Questions and Defining Problems	Aligned <i>PhD Science</i> Lessons
	Ask questions based on observations to find more information about the natural and/or designed world(s).	Level K M1 L1–3, 22–26 Level K M2 L1–3, 9 Level K M3 L1–3, 14–16, 27–29
	Ask and/or identify questions that can be answered by an investigation.	Level K M1 L8–9 Level K M3 L4–8, 22
	Define a simple problem that can be solved through the development of a new or improved object or tool.	Level K M1 L4–7, 12–16

2	Developing and Using Models	Aligned <i>PhD Science</i> Lessons
	Distinguish between a model and the actual object, process, and/or events the model represents.	Level K M1 L1–2, 12–16 Level K M2 L1–3, 10–12
	Compare models to identify common features and differences.	Level 1 M1 L11–15 Level 1 M2 L1–3 Level 2 M4 L1–6, 20–21, 23–25
	Develop and/or use a model to represent amounts, relationships, relative scales (bigger, smaller), and/or patterns in the natural and designed world(s).	Level K M3 L1–3, 9–12, 19–20 Level K M4 L1–9, 11–16
	Develop a simple model based on evidence to represent a proposed object or tool.	Level K M1 L12–16
3	Planning and Carrying Out Investigations	Aligned <i>PhD Science</i> Lessons
	With guidance, plan and conduct an investigation in collaboration with peers.	Level K M2 L7–8, 10–15 Level K M3 L4–8
	Plan and conduct an investigation collaboratively to produce data to serve as the basis for evidence to answer a question.	Level 1 M1 L19–20 Level 1 M2 L15–18 Level 2 M2 L8–12 Level 2 M3 L3–7 Level 2 M4 L17–19
	Evaluate different ways of observing and/or measuring a phenomenon to determine which way can answer a question.	Level K M4 L3–5
	Make observations (firsthand or from media) and/or measurements to collect data that can be used to make comparisons.	Level K M1 L4–7, 10–11, 17–24, 27–30 Level K M2 L7–8, 16–23 Level K M3 L21
	Make observations (firsthand or from media) and/or measurements of a proposed object or tool or solution to determine if it solves a problem or meets a goal.	Level K M1 L4–7, 12–20 Level K M2 L17–20
	Make predictions based on prior experiences.	Level K M2 L13–15 Level K M3 L4–8

4	Analyzing and Interpreting Data	Aligned <i>PhD Science</i> Lessons
	Record information (observations, thoughts, and ideas).	Level K M1 L4–7, 22–24 Level K M2 L4–6, 21–23 Level K M3 L1–3, 9–16 Level K M4 L14–16
	Use and share pictures, drawings, and/or writings of observations.	Level K M2 L7–8 Level K M4 L1–2, 6–7, 10, 14–17, 20–24, 26–28
	Use observations (firsthand or from media) to describe patterns and/or relationships in the natural and designed world(s) in order to answer scientific questions and solve problems.	Level K M3 L4–8, 14–20, 22–26 Level K M4 L25
	Compare predictions (based on prior experiences) to what occurred (observable events).	Level K M4 L14–16
	Analyze data from tests of an object or tool to determine if it works as intended.	Level K M4 L20–24
5	Using Mathematics and Computational Thinking	Aligned <i>PhD Science</i> Lessons
	Decide when to use qualitative vs. quantitative data.	Level K M2 L17–20
	Use counting and numbers to identify and describe patterns in the natural and designed world(s).	Level K M1 L17–21, 25–30 Level K M2 L17–20
	Describe, measure, and/or compare quantitative attributes of different objects and display the data using simple graphs.	Level 2 M1 L20–22 Level 2 M3 L8–11, 23–29 Level 2 M4 L17–19
	Use quantitative data to compare two alternative solutions to a problem.	Level 1 M3 L21–25 Level 2 M2 L14–17
6	Constructing Explanations and Designing Solutions	Aligned <i>PhD Science</i> Lessons
	Make observations (firsthand or from media) to construct an evidence-based account for natural phenomena.	Level K M3 L4–16, 23–29
	Use tools and/or materials to design and/or build a device that solves a specific problem or a solution to a specific problem.	Level K M2 L17–20
	Generate and/or compare multiple solutions to a problem.	Level 1 M3 L21–25 Level 2 M2 L8–12, 14–17

7	Engaging in Argument from Evidence	Aligned <i>PhD Science</i> Lessons
	Identify arguments that are supported by evidence.	Level K M3 L17–18
	Distinguish between explanations that account for all gathered evidence and those that do not.	Level 1 M3 L4–6 Level 1 M4 L14–18
	Analyze why some evidence is relevant to a scientific question and some is not.	Level K M4 L25
	Distinguish between opinions and evidence in one’s own explanations.	Level K M3 L17–18
	Listen actively to arguments to indicate agreement or disagreement based on evidence and/or to retell the main points of the argument.	Level K M3 L17–20 Level K M4 L3–5, 11–13
	Construct an argument with evidence to support a claim.	Level K M3 L17–21, 27–29
	Make a claim about the effectiveness of an object, tool, or solution that is supported by relevant evidence.	Level 1 M3 L8–9, 18–20 Level 2 M3 L14–18, 21–22
8	Obtaining, Evaluating, and Communicating Information	Aligned <i>PhD Science</i> Lessons
	Read grade-appropriate texts and/or use media to obtain scientific and/or technical information to determine patterns in and/or evidence about the natural and designed world(s).	Level K M4 L1–2, 6–10, 14–16, 18–19
	Describe how specific images (e.g., a diagram showing how a machine works) support a scientific or engineering idea.	Level 1 M4 L14–18, 23–25 Level 2 M3 L14–18
	Obtain information using various texts, text features (e.g., headings, tables of contents, glossaries, electronic menus, icons), and other media that will be useful in answering a scientific question and/or supporting a scientific claim.	Level K M3 L23–26
	Communicate information or design ideas and/or solutions with others in oral and/or written forms using models, drawings, writing, or numbers that provide detail about scientific ideas, practices, and/or design ideas.	Level K M1 L12–16, 28–30 Level K M2 L21–23 Level K M3 L27–29 Level K M4 L20–24, 26–28

Disciplinary Core Ideas

PS2.A	Forces and Motion	Aligned <i>PhD Science</i> Lessons
	Pushes and pulls can have different strengths and directions.	Level K M2 L7–23
	Pushing or pulling on an object can change the speed or direction of its motion and can start or stop it.	Level K M2 L1–23
PS2.B	Types of Interactions	Aligned <i>PhD Science</i> Lessons
	When objects touch or collide, they push on one another and can change motion.	Level K M2 L13–23
PS3.B	Conservation of Energy and Energy Transfer	Aligned <i>PhD Science</i> Lessons
	Sunlight warms Earth’s surface.	Level K M1 L8–16, 28–30
PS3.C	Relationship Between Energy and Forces	Aligned <i>PhD Science</i> Lessons
	A bigger push or pull makes things speed up or slow down more quickly.	Level K M2 L7–9, 21–23
LS1.C	Organization for Matter and Energy Flow in Organisms	Aligned <i>PhD Science</i> Lessons
	All animals need food in order to live and grow. They obtain their food from plants or from other animals. Plants need water and light to live and grow.	Level K M3 L4–16, 19–20, 22, 27–29

ESS2.D	Weather and Climate	Aligned <i>PhD Science</i> Lessons
	Weather is the combination of sunlight, wind, snow or rain, and temperature in a particular region at a particular time. People measure these conditions to describe and record the weather and to notice patterns over time.	Level K M1 L1–11, 17–24, 28–30 Level K M4 L25
ESS2.E	Biogeology	Aligned <i>PhD Science</i> Lessons
	Plants and animals can change their environment.	Level K M4 L1–10, 14–16, 26–28
ESS3.A	Natural Resources	Aligned <i>PhD Science</i> Lessons
	Living things need water, air, and resources from the land, and they live in places that have the things they need. Humans use natural resources for everything they do.	Level K M3 L1–3, 9–29 Level K M4 L1–5, 8–9, 11–16
ESS3.B	Natural Hazards	Aligned <i>PhD Science</i> Lessons
	Some kinds of severe weather are more likely than others in a given region. Weather scientists forecast severe weather so that the communities can prepare for and respond to these events.	Level K M1 L17–20, 22–30
ESS3.C	Human Impacts on Earth Systems	Aligned <i>PhD Science</i> Lessons
	Things that people do to live comfortably can affect the world around them. But they can make choices that reduce their impacts on the land, water, air, and other living things.	Level K M4 L11–24, 26–28
ETS1.A	Defining and Delimiting Engineering Problems	Aligned <i>PhD Science</i> Lessons
	A situation that people want to change or create can be approached as a problem to be solved through engineering. Such problems may have many acceptable solutions.	Level K M1 L4–7, 12–16 Level K M2 L17–20
	Asking questions, making observations, and gathering information are helpful in thinking about problems.	Level K M1 L12–16
	Before beginning to design a solution, it is important to clearly understand the problem.	Level K M1 L12–16
ETS1.B	Developing Possible Solutions	Aligned <i>PhD Science</i> Lessons
	Designs can be conveyed through sketches, drawings, or physical models. These representations are useful in communicating ideas for a problem’s solutions to other people.	Level K M2 L17–20 Level K M4 L20–24
ETS1.C	Optimizing the Design Solution	Aligned <i>PhD Science</i> Lessons
	Because there is always more than one possible solution to a problem, it is useful to compare and test designs.	Level K M4 L20–24

Crosscutting Concepts

1	Patterns	Aligned <i>PhD Science</i> Lessons
	Patterns in the natural and human designed world can be observed, used to describe phenomena, and used as evidence.	Level K M1 L17–30 Level K M2 L1–6, 17–20 Level K M3 L4–8, 14–20, 22, 26–29 Level K M4 L3–5
2	Cause and Effect	Aligned <i>PhD Science</i> Lessons
	Events have causes that generate observable patterns.	Level K M2 L4–16, 21–23 Level K M4 L3–5, 10, 14–19, 26–28
	Simple tests can be designed to gather evidence to support or refute student ideas about causes.	Level K M2 L10–12, 17–20
3	Scale, Proportion, and Quantity	Aligned <i>PhD Science</i> Lessons
	Relative scales allow objects and events to be compared and described (e.g., bigger and smaller, hotter and colder, faster and slower).	Level K M1 L1–7, 10–24, 28–30 Level K M2 L7–9, 13–15, 21–23 Level K M3 L1–3 Level K M4 L25
	Standard units are used to measure length.	Level 2 M3 L3–6, 14–18, 25–29
4	Systems and System Models	Aligned <i>PhD Science</i> Lessons
	Objects and organisms can be described in terms of their parts.	Level 1 M1 L1–6, 16–17 Level 1 M3 L1–3, 8–10, 14, 21–29 Level 2 M1 L1–7, 12–13, 20–23, 29–31 Level 2 M2 L3–4, 7 Level 2 M3 L8–13, 19–24
	Systems in the natural and designed world have parts that work together.	Level K M3 L1–3, 9–13, 19–21, 23–25, 27–29 Level K M4 L1–9, 11–16
5	Energy and Matter	Aligned <i>PhD Science</i> Lessons
	Objects may break into smaller pieces, be put together into larger pieces, or change shapes.	Level 2 M1 L10–11, 29–31 Level 2 M2 L3–4, 8–13, 22–24

6	Structure and Function	Aligned <i>PhD Science</i> Lessons
	The shape and stability of structures of natural and designed objects are related to their function(s).	Level K M1 L10–16 Level K M4 L20–24
7	Stability and Change	Aligned <i>PhD Science</i> Lessons
	Some things stay the same while other things change.	Level K M1 L8–9, 17–21
	Things may change slowly or rapidly.	Level K M4 L14–16

Connections to Nature of Science


Scientific Investigations Use a Variety of Methods		Aligned <i>PhD Science</i> Lessons
	Science investigations begin with a question.	Level K M1 L8–9 Level K M4 L20–24
	Scientists use different ways to study the world.	Level K M2 L16
Scientific Knowledge Is Based on Empirical Evidence		Aligned <i>PhD Science</i> Lessons
	Scientists look for patterns and order when making observations about the world.	Level K M3 L4–8, 14–16
Scientific Knowledge Is Open to Revision in Light of New Evidence		Aligned <i>PhD Science</i> Lessons
	Science knowledge can change when new information is found.	Level 1 M3 L15–16 Level 2 M4 L4–6
Science Models, Laws, Mechanisms, and Theories Explain Natural Phenomena		Aligned <i>PhD Science</i> Lessons
	Scientists use drawings, sketches, and models as a way to communicate ideas.	Level K M4 L1–2
	Scientists search for cause and effect relationships to explain natural events.	Level 1 M2 L10–12 Level 2 M2 L10–12
Science Is a Way of Knowing		Aligned <i>PhD Science</i> Lessons
	Science knowledge helps us know about the world.	Level K M2 L4–6, 9 Level K M4 L25
Scientific Knowledge Assumes an Order and Consistency in Natural Systems		Aligned <i>PhD Science</i> Lessons
	Science assumes natural events happen today as they happened in the past.	Level K M1 L21
	Many events are repeated.	Level K M1 L17–20


Science Is a Human Endeavor	Aligned <i>PhD Science</i> Lessons
People have practiced science for a long time.	Level K M3 L14–16
Men and women of diverse backgrounds are scientists and engineers.	Level K M3 L14–16
Science Addresses Questions About the Natural and Material World	Aligned <i>PhD Science</i> Lessons
Scientists study the natural and material world.	Level K M1 L1–2, 12–16, 28–30 Level K M2 L21–23 Level K M3 L27–29 Level K M4 L26–28


Connections to Engineering, Technology, and Applications of Science


Interdependence of Science, Engineering, and Technology	Aligned <i>PhD Science</i> Lessons
Science and engineering involve the use of tools to observe and measure things.	Level 2 M3 L3–6, 14–18
People encounter questions about the natural world every day.	Level K M3 L1–3 Level K M4 L25
Influence of Engineering, Technology, and Science on Society and the Natural World	Aligned <i>PhD Science</i> Lessons
Every human-made product is designed by applying some knowledge of the natural world and is built by using natural materials.	Level 1 M1 L10–15 Level 2 M2 L14–17 Level 2 M3 L14–18
Taking natural materials to make things impacts the environment.	Level K M4 L11–13
People depend on various technologies in their lives; human life would be very different without technology.	Level K M4 L18–19

PhD Science® Correlation to Kansas College and Career Ready Standards for Science (KCCRSS): Level 1

 Green indicates that *PhD Science*® fully addresses the standard within the grade level or the K–2 grade band.

 Blue indicates that *PhD Science* covers the standard but in a different grade band.

 Yellow indicates that *PhD Science* partially covers the standard within the grade level or the K–2 grade band.

 Red indicates that *PhD Science* does not cover the standard.

Key: Module (M), Lesson (L)

The *PhD Science* K–2 curriculum fully aligns with the First Grade KCCRSS. A detailed analysis of alignment appears in the table below.

First Grade Performance Expectations

1–PS4 Waves and Their Applications in Technologies for Information Transfer		Aligned PhD Science Lessons
1-PS4-1	Plan and conduct investigations to provide evidence that vibrating materials can make sound and that sound can make materials vibrate.	Level 1 M3 L1–17, 26–29
1-PS4-2	Make observations to construct an evidence-based account that objects can be seen only when illuminated.	Level 1 M2 L1–9, 21–23
1-PS4-3	Plan and conduct an investigation to determine the effect of placing objects made with different materials in the path of a beam of light.	Level 1 M2 L1–3, 10–23
1-PS4-4	Use tools and materials to design and build a device that uses light or sound to solve the problem of communicating over a distance.	Level 1 M3 L18–29

1-LS1 From Molecules to Organisms: Structures and Processes		Aligned <i>PhD Science</i> Lessons
1-LS1-1	Use materials to design a solution to a human problem by mimicking how plants and/or animals use their external parts to help them survive, grow, and meet their needs.	Level 1 M1 L1–21, 27–29
1-LS1-2	Read texts and use media to determine patterns in behavior of parents and offspring that help offspring survive.	Level 1 M1 L24–29
1-LS3 Heredity: Inheritance and Variation of Traits		Aligned <i>PhD Science</i> Lessons
1-LS3-1	Make observations to construct an evidence-based account that young plants and animals are like, but not exactly like, their parents.	Level 1 M1 L22–23, 26–29
1-ESS1 Earth’s Place in the Universe		Aligned <i>PhD Science</i> Lessons
1-ESS1-1	Use observations of the sun, moon, and stars to describe patterns that can be predicted.	Level 1 M4 L1–8, 14–25
1-ESS1-2	Make observations at different times of year to relate the amount of daylight to the time of year.	Level 1 M4 L9–13, 23–25
K–2-ETS1 Engineering Design		Aligned <i>PhD Science</i> Lessons
K–2-ETS1-1	Ask questions, make observations, and gather information about a situation people want to change to define a simple problem that can be solved through the development of a new or improved object or tool.	Level 1 M1 L11–15
K–2-ETS1-2	Develop a simple sketch, drawing, or physical model to illustrate how the shape of an object helps it function as needed to solve a given problem.	Level 1 M3 L21–25
K–2-ETS1-3	Analyze data from tests of two objects designed to solve the same problem to compare the strengths and weaknesses of how each performs.	Level 1 M3 L21–25

Science and Engineering Practices

1	Asking Questions and Defining Problems	Aligned <i>PhD Science</i> Lessons
	Ask questions based on observations to find more information about the natural and/or designed world(s).	Level 1 M1 L1–3 Level 1 M2 L1–3 Level 1 M3 L1–3 Level 1 M4 L1–3, 14–16
	Ask and/or identify questions that can be answered by an investigation.	Level K M1 L8–9 Level K M3 L4–8, 22 Level 2 M3 L3–6
	Define a simple problem that can be solved through the development of a new or improved object or tool.	Level 1 M1 L11–15
2	Developing and Using Models	Aligned <i>PhD Science</i> Lessons
	Distinguish between a model and the actual object, process, and/or events the model represents.	Level 1 M1 L4–9, 18 Level 1 M3 L14
	Compare models to identify common features and differences.	Level 1 M1 L11–15 Level 1 M2 L1–3
	Develop and/or use a model to represent amounts, relationships, relative scales (bigger, smaller), and/or patterns in the natural and designed world(s).	Level 1 M1 L1–8 Level 1 M2 L1–7, 10–23 Level 1 M3 L7, 11–13 Level 1 M4 L1–3, 7–8
	Develop a simple model based on evidence to represent a proposed object or tool.	Level 1 M1 L11–15

3	Planning and Carrying Out Investigations	Aligned <i>PhD Science</i> Lessons
	Plan and conduct an investigation collaboratively to produce data to serve as the basis for evidence to answer a question.	Level 1 M1 L19–20 Level 1 M2 L15–18
	Evaluate different ways of observing and/or measuring a phenomenon to determine which way can answer a question.	Level K M4 L3–5 Level 2 M2 L3–4, 8–12, 22–24
	Make observations (firsthand or from media) and/or measurements to collect data that can be used to make comparisons.	Level 1 M2 L4–12, 15–18, 20–23 Level 1 M3 L1–7, 11–13, 18–19 Level 1 M4 L4–6, 14–16, 19–21
	Make observations (firsthand or from media) and/or measurements of a proposed object or tool or solution to determine if it solves a problem or meets a goal.	Level 1 M3 L8–9, 20–25
	Make predictions based on prior experiences.	Level 1 M3 L11–13, 15–17, 26–29 Level 1 M4 L1–3
4	Analyzing and Interpreting Data	Aligned <i>PhD Science</i> Lessons
	Record information (observations, thoughts, and ideas).	Level 1 M1 L10
	Use and share pictures, drawings, and/or writings of observations.	Level K M2 L7–8 Level K M4 L1–2, 6–7, 10, 14–17, 20–24, 26–28
	Use observations (firsthand or from media) to describe patterns and/or relationships in the natural and designed world(s) in order to answer scientific questions and solve problems.	Level 1 M1 L16–21, 27–29 Level 1 M2 L1–9 Level 1 M3 L10 Level 1 M4 L4–6, 9–13
	Compare predictions (based on prior experiences) to what occurred (observable events).	Level 1 M3 L11–13, 15–16, 26–29
	Analyze data from tests of an object or tool to determine if it works as intended.	Level 1 M3 L8–9
5	Using Mathematics and Computational Thinking	Aligned <i>PhD Science</i> Lessons
	Decide when to use qualitative vs. quantitative data.	Level 1 M2 L15–18
	Use counting and numbers to identify and describe patterns in the natural and designed world(s).	Level K M1 L17–21, 25–30 Level K M2 L17–20 Level 2 M4 L7–8, 20–22
	Describe, measure, and/or compare quantitative attributes of different objects and display the data using simple graphs.	Level 2 M1 L20–22 Level 2 M3 L8–11, 23–29 Level 2 M4 L17–19
	Use quantitative data to compare two alternative solutions to a problem.	Level 1 M3 L21–25

6	Constructing Explanations and Designing Solutions	Aligned <i>PhD Science</i> Lessons
	Make observations (firsthand or from media) to construct an evidence-based account for natural phenomena.	Level 1 M1 L7–8, 16–17, 22–23, 26–29 Level 1 M2 L4–7, 21–23 Level 1 M3 L4–6, 14, 26–29
	Use tools and/or materials to design and/or build a device that solves a specific problem or a solution to a specific problem.	Level 1 M1 L11–15
	Generate and/or compare multiple solutions to a problem.	Level 1 M3 L21–25
7	Engaging in Argument from Evidence	Aligned <i>PhD Science</i> Lessons
	Identify arguments that are supported by evidence.	Level 1 M4 L4–8, 23–25
	Distinguish between explanations that account for all gathered evidence and those that do not.	Level 1 M3 L4–6 Level 1 M4 L14–18
	Analyze why some evidence is relevant to a scientific question and some is not.	Level 1 M4 L19–25
	Distinguish between opinions and evidence in one’s own explanations.	Level 1 M4 L9–13
	Listen actively to arguments to indicate agreement or disagreement based on evidence and/or to retell the main points of the argument.	Level K M3 L17–20 Level K M4 L3–5, 11–13 Level 2 M2 L20 Level 2 M4 L4–6, 9–13, 23–25
	Construct an argument with evidence to support a claim.	Level 1 M4 L9–13, 19–21
	Make a claim about the effectiveness of an object, tool, or solution that is supported by relevant evidence.	Level 1 M3 L8–9, 18–20

8	Obtaining, Evaluating, and Communicating Information	Aligned <i>PhD Science</i> Lessons
	Read grade-appropriate texts and/or use media to obtain scientific and/or technical information to determine patterns in and/or evidence about the natural and designed world(s).	Level 1 M1 L24–25 Level 1 M3 L18–19 Level 1 M4 L9–13
	Describe how specific images (e.g., a diagram showing how a machine works) support a scientific or engineering idea.	Level 1 M4 L14–18, 23–25
	Obtain information using various texts, text features (e.g., headings, tables of contents, glossaries, electronic menus, icons), and other media that will be useful in answering a scientific question and/or supporting a scientific claim.	Level K M3 L23–26 Level 2 M2 L5–6, 18–19 Level 2 M4 L4–9, 11–16, 23–25
	Communicate information or design ideas and/or solutions with others in oral and/or written forms using models, drawings, writing, or numbers that provide detail about scientific ideas, practices, and/or design ideas.	Level 1 M1 L27–29 Level 1 M2 L21–23 Level 1 M3 L26–29 Level 1 M4 L23–25

Disciplinary Core Ideas

PS4.A	Wave Properties	Aligned <i>PhD Science</i> Lessons
	Sound can make matter vibrate, and vibrating matter can make sound.	Level 1 M3 L1–17, 26–29
PS4.B	Electromagnetic Radiation	Aligned <i>PhD Science</i> Lessons
	Objects can be seen if light is available to illuminate them or if they give off their own light.	Level 1 M2 L1–9, 21–23
	Some materials allow light to pass through them, others allow only some light through, and others block all the light and create a dark shadow on any surface beyond them, where the light cannot reach. Mirrors can be used to redirect a light beam.	Level 1 M2 L1–3, 10–23
PS4.C	Information Technologies and Instrumentation	Aligned <i>PhD Science</i> Lessons
	People also use a variety of devices to communicate (send and receive information) over long distances.	Level 1 M3 L18–29

LS1.A	Structure and Function	Aligned <i>PhD Science</i> Lessons
	All organisms have external parts. Different animals use their body parts in different ways to see, hear, grasp objects, protect themselves, move from place to place, and seek, find, and take in food, water, and air. Plants also have different parts (roots, stems, leaves, flowers, fruits) that help them survive and grow.	Level 1 M1 L1–15, 27–29
LS1.B	Growth and Development of Organisms	Aligned <i>PhD Science</i> Lessons
	Adult plants and animals can have young. In many kinds of animals, parents and the offspring themselves engage in behaviors that help the offspring to survive.	Level 1 M1 L24–29
LS1.D	Information Processing	Aligned <i>PhD Science</i> Lessons
	Animals have body parts that capture and convey different kinds of information needed for growth and survival. Animals respond to these inputs with behaviors that help them survive. Plants also respond to some external inputs.	Level 1 M1 L16–21, 27–29
LS3.A	Inheritance of Traits	Aligned <i>PhD Science</i> Lessons
	Young animals are very much, but not exactly, like their parents. Plants also are very much, but not exactly, like their parents.	Level 1 M1 L22–23, 26–29
LS3.B	Variation of Traits	Aligned <i>PhD Science</i> Lessons
	Individuals of the same kind of plant or animal are recognizable as similar but can also vary in many ways.	Level 1 M1 L22–23, 27–29
ESS1.A	The Universe and Its Stars	Aligned <i>PhD Science</i> Lessons
	Patterns of the motion of the sun, moon, and stars in the sky can be observed, described, and predicted.	Level 1 M4 L1–8, 14–25
ESS1.B	Earth and the Solar System	Aligned <i>PhD Science</i> Lessons
	Seasonal patterns of sunrise and sunset can be observed, described, and predicted.	Level 1 M4 L9–13, 23–25

ETS1.A	Defining and Delimiting Engineering Problems	Aligned <i>PhD Science</i> Lessons
	A situation that people want to change or create can be approached as a problem to be solved through engineering.	Level 1 M1 L11–15
	Asking questions, making observations, and gathering information are helpful in thinking about problems.	Level 1 M1 L11–15
	Before beginning to design a solution, it is important to clearly understand the problem.	Level 1 M1 L11–15
ETS1.B	Developing Possible Solutions	Aligned <i>PhD Science</i> Lessons
	Designs can be conveyed through sketches, drawings, or physical models. These representations are useful in communicating ideas for a problem’s solutions to other people.	Level 1 M3 L21–25
ETS1.C	Optimizing the Design Solution	Aligned <i>PhD Science</i> Lessons
	Because there is always more than one possible solution to a problem, it is useful to compare and test designs.	Level 1 M3 L21–25

Crosscutting Concepts

1	Patterns	Aligned <i>PhD Science</i> Lessons
	Patterns in the natural and human designed world can be observed, used to describe phenomena, and used as evidence.	Level 1 M1 L1–6, 16–29 Level 1 M2 L1–9, 21–23 Level 1 M3 L1–7, 11–13, 17–20, 26–29 Level 1 M4 L1–25
2	Cause and Effect	Aligned <i>PhD Science</i> Lessons
	Events have causes that generate observable patterns.	Level 1 M2 L1–7, 10–12, 15–23 Level 1 M3 L4–6, 14, 17, 26–29 Level 1 M4 L4–6, 9–13, 17–21, 23–25
	Simple tests can be designed to gather evidence to support or refute student ideas about causes.	Level 1 M2 L13–14 Level 1 M3 L7, 15–16

3	Scale, Proportion, and Quantity	Aligned <i>PhD Science</i> Lessons
	Relative scales allow objects and events to be compared and described (e.g., bigger and smaller, hotter and colder, faster and slower).	Level K M1 L1–7, 10–24, 28–30 Level K M2 L7–9, 13–15, 21–23 Level K M3 L1–3 Level K M4 L25 Level 2 M1 L8–9 Level 2 M2 L18–21 Level 2 M3 L25–29 Level 2 M4 L1–6, 17–19, 22–25
	Standard units are used to measure length.	Level 2 M3 L3–6, 14–18, 25–29
4	Systems and System Models	Aligned <i>PhD Science</i> Lessons
	Objects and organisms can be described in terms of their parts.	Level 1 M1 L1–6, 16–17 Level 1 M3 L1–3, 8–10, 14, 21–29
	Systems in the natural and designed world have parts that work together.	Level 1 M1 L7–8 Level 1 M2 L1–3, 10–23 Level 1 M3 L21–25
5	Energy and Matter	Aligned <i>PhD Science</i> Lessons
	Objects may break into smaller pieces, be put together into larger pieces, or change shapes.	Level 2 M1 L10–11, 29–31 Level 2 M2 L3–4, 8–13, 22–24
6	Structure and Function	Aligned <i>PhD Science</i> Lessons
	The shape and stability of structures of natural and designed objects are related to their function(s).	Level 1 M1 L4–15, 27–29 Level 1 M3 L8–9
7	Stability and Change	Aligned <i>PhD Science</i> Lessons
	Some things stay the same while other things change.	Level K M1 L8–9, 17–21 Level 2 M2 L1–2, 22–24 Level 2 M3 L1–2, 25–29
	Things may change slowly or rapidly.	Level K M4 L14–16 Level 2 M2 L18–24


Connections to Nature of Science


Scientific Investigations Use a Variety of Methods	Aligned <i>PhD Science</i> Lessons
Science investigations begin with a question.	Level 1 M2 L15–18
Scientists use different ways to study the world.	Level 1 M4 L4–6
Scientific Knowledge Is Based on Empirical Evidence	Aligned <i>PhD Science</i> Lessons
Scientists look for patterns and order when making observations about the world.	Level 1 M1 L24–25 Level 1 M2 L10–12
Scientific Knowledge Is Open to Revision in Light of New Evidence	Aligned <i>PhD Science</i> Lessons
Science knowledge can change when new information is found.	Level 1 M3 L15–16
Science Models, Laws, Mechanisms, and Theories Explain Natural Phenomena	Aligned <i>PhD Science</i> Lessons
Scientists use drawings, sketches, and models as a way to communicate ideas.	Level 1 M4 L7–8
Scientists search for cause and effect relationships to explain natural events.	Level 1 M2 L10–12
Science Is a Way of Knowing	Aligned <i>PhD Science</i> Lessons
Science knowledge helps us know about the world.	Level K M2 L4–6, 9 Level K M4 L25
Scientific Knowledge Assumes an Order and Consistency in Natural Systems	Aligned <i>PhD Science</i> Lessons
Science assumes natural events happen today as they happened in the past.	Level 1 M4 L9–13
Many events are repeated.	Level 1 M4 L9–13
Science Is a Human Endeavor	Aligned <i>PhD Science</i> Lessons
People have practiced science for a long time.	Level 1 M4 L7–8
Men and women of diverse backgrounds are scientists and engineers.	Level K M3 L14–16
Science Addresses Questions About the Natural and Material World	Aligned <i>PhD Science</i> Lessons
Scientists study the natural and material world.	Level 1 M1 L27–29 Level 1 M2 L21–23 Level 1 M3 L26–29 Level 1 M4 L23–25


Connections to Engineering, Technology, and Applications of Science


Interdependence of Science, Engineering, and Technology	Aligned <i>PhD Science</i> Lessons
Science and engineering involve the use of tools to observe and measure things.	Level 2 M3 L3–6, 14–18
Influence of Engineering, Technology, and Science on Society and the Natural World	Aligned <i>PhD Science</i> Lessons
Every human-made product is designed by applying some knowledge of the natural world and is built using materials derived from the natural world.	Level 1 M1 L10–15
Taking natural materials to make things impacts the environment.	Level K M4 L11–13
People depend on various technologies in their lives; human life would be very different without technology.	Level 1 M3 L20

PhD Science® Correlation to Kansas College and Career Ready Standards for Science (KCCRSS): Level 2

 Green indicates that *PhD Science*® fully addresses the standard within the grade level or the K–2 grade band.

 Blue indicates that *PhD Science* covers the standard but in a different grade band.

 Yellow indicates that *PhD Science* partially covers the standard within the grade level or the K–2 grade band.

 Red indicates that *PhD Science* does not cover the standard.

Key: Module (M), Lesson (L)

The *PhD Science* K–2 curriculum fully aligns with the Second Grade KCCRSS. A detailed analysis of alignment appears in the table below.

Second Grade Performance Expectations

2-PS1 Matter and Its Interactions		Aligned PhD Science Lessons
2-PS1-1	Plan and conduct an investigation to describe and classify different kinds of materials by their observable properties.	Level 2 M1 L1–9, 12–16, 19, 23, 29–31 Level 2 M2 L3–4, 14–17
2-PS1-2	Analyze data obtained from testing different materials to determine which materials have the properties that are best suited for an intended purpose.	Level 2 M1 L20–31
2-PS1-3	Make observations to construct an evidence-based account of how an object made of a small set of pieces can be disassembled and made into a new object.	Level 2 M1 L10–11, 29–31
2-PS1-4	Construct an argument with evidence that some changes caused by heating or cooling can be reversed and some cannot.	Level 2 M1 L14–19, 29–31

2-LS2 Ecosystems: Interactions, Energy, and Dynamics		Aligned PhD Science Lessons
2-LS2-1	Plan and conduct an investigation to determine if plants need sunlight and water to grow.	Level 2 M3 L1–7, 25–29
2-LS2-2	Develop a simple model that mimics the function of an animal in dispersing seeds or pollinating plants.	Level 2 M3 L8–29
2-LS4 Biological Evolution: Unity and Diversity		Aligned PhD Science Lessons
2-LS4-1	Make observations of plants and animals to compare the diversity of life in different habitats.	Level 2 M4 L1–3, 7–25
2-ESS1 Earth’s Place in the Universe		Aligned PhD Science Lessons
2-ESS1-1	Use information from several sources to provide evidence that Earth events can occur quickly or slowly.	Level 2 M2 L18–24
2-ESS2 Earth’s Systems		Aligned PhD Science Lessons
2-ESS2-1	Compare multiple solutions designed to slow or prevent wind or water from changing the shape of the land.	Level 2 M2 L1–17, 20, 22–24
2-ESS2-2	Develop a model to represent the shapes and kinds of land and bodies of water in an area.	Level 2 M2 L1–2, 5–6 Level 2 M4 L1–6, 11–16, 20–21, 23–25
2-ESS2-3	Obtain information to identify where water is found on Earth and that it can be solid or liquid.	Level 2 M4 L1–6, 16, 22–25
K–2-ETS1 Engineering Design		Aligned PhD Science Lessons
K–2-ETS1-1	Ask questions, make observations, and gather information about a situation people want to change to define a simple problem that can be solved through the development of a new or improved object or tool.	Level 2 M1 L24–28 Level 2 M2 L8–12
K–2-ETS1-2	Develop a simple sketch, drawing, or physical model to illustrate how the shape of an object helps it function as needed to solve a given problem.	Level 2 M3 L14–18
K–2-ETS1-3	Analyze data from tests of two objects designed to solve the same problem to compare the strengths and weaknesses of how each performs.	Level 2 M2 L8–12, 14–17

Science and Engineering Practices

1	Asking Questions and Defining Problems	Aligned <i>PhD Science</i> Lessons
	Ask questions based on observations to find more information about the natural and/or designed world(s).	Level 2 M1 L1–3 Level 2 M2 L1–2 Level 2 M3 L1–2 Level 2 M4 L1–3
	Ask and/or identify questions that can be answered by an investigation.	Level 2 M3 L3–6
	Define a simple problem that can be solved through the development of a new or improved object or tool.	Level 2 M3 L14–18
2	Developing and Using Models	Aligned <i>PhD Science</i> Lessons
	Distinguish between a model and the actual object, process, and/or events the model represents.	Level 2 M4 L4–6
	Compare models to identify common features and differences.	Level 2 M4 L1–6, 20–21, 23–25
	Develop and/or use a model to represent amounts, relationships, relative scales (bigger, smaller), and/or patterns in the natural and designed world(s).	Level 2 M1 L1–3, 14–16, 19, 29–31 Level 2 M2 L1–2, 14–17, 20–24 Level 2 M3 L1–6, 8–12, 19–20, 23–29 Level 2 M4 L1–3, 7–8
	Develop a simple model based on evidence to represent a proposed object or tool.	Level 2 M3 L14–18
3	Planning and Carrying Out Investigations	Aligned <i>PhD Science</i> Lessons
	Plan and conduct an investigation collaboratively to produce data to serve as the basis for evidence to answer a question.	Level 2 M2 L8–12 Level 2 M3 L3–7 Level 2 M4 L17–19
	Evaluate different ways of observing and/or measuring a phenomenon to determine which way can answer a question.	Level 2 M2 L3–4, 8–12, 22–24
	Make observations (firsthand or from media) and/or measurements to collect data that can be used to make comparisons.	Level 2 M1 L1–3, 29–31 Level 2 M2 L1–6, 14–19 Level 2 M3 L3–6, 8–11, 13, 21–22, 25–29 Level 2 M4 L16–19
	Make observations (firsthand or from media) and/or measurements of a proposed object or tool or solution to determine if it solves a problem or meets a goal.	Level 2 M1 L20–22, 24–28 Level 2 M2 L14–17
	Make predictions based on prior experiences.	Level 2 M1 L17–18

4	Analyzing and Interpreting Data	Aligned <i>PhD Science</i> Lessons
	Record information (observations, thoughts, and ideas).	Level 2 M1 L4–7, 10–11, 14–18
	Use and share pictures, drawings, and/or writings of observations.	Level K M2 L7–8 Level K M4 L1–2, 6–7, 10, 14–17, 20–24, 26–28
	Use observations (firsthand or from media) to describe patterns and/or relationships in the natural and designed world(s) in order to answer scientific questions and solve problems.	Level 2 M1 L4–11 Level 2 M2 L5–6, 8–9 Level 2 M3 L19–20 Level 2 M4 L22–25
	Compare predictions (based on prior experiences) to what occurred (observable events).	Level K M4 L14–16 Level 1 M3 L11–13, 15–16, 26–29
	Analyze data from tests of an object or tool to determine if it works as intended.	Level 2 M1 L20–22, 24–28 Level 2 M3 L14–18
5	Using Mathematics and Computational Thinking	Aligned <i>PhD Science</i> Lessons
	Decide when to use qualitative vs. quantitative data.	Level K M2 L17–20 Level 1 M2 L15–18
	Use counting and numbers to identify and describe patterns in the natural and designed world(s).	Level 2 M4 L7–8, 20–22
	Describe, measure, and/or compare quantitative attributes of different objects and display the data using simple graphs.	Level 2 M1 L20–22 Level 2 M3 L8–11, 23–29 Level 2 M4 L17–19
	Use quantitative data to compare two alternative solutions to a problem.	Level 2 M2 L14–17
6	Constructing Explanations and Designing Solutions	Aligned <i>PhD Science</i> Lessons
	Make observations (firsthand or from media) to construct an evidence-based account for natural phenomena.	Level 2 M1 L8–9, 12–13, 17–19, 23, 29–31 Level 2 M2 L3–4, 7, 13, 22–24 Level 2 M4 L23–25
	Use tools and/or materials to design and/or build a device that solves a specific problem or a solution to a specific problem.	Level 2 M1 L24–28
	Generate and/or compare multiple solutions to a problem.	Level 2 M2 L8–12, 14–17

7	Engaging in Argument from Evidence	Aligned <i>PhD Science</i> Lessons
	Identify arguments that are supported by evidence.	Level K M3 L17–18 Level 1 M4 L4–8, 23–25
	Distinguish between explanations that account for all gathered evidence and those that do not.	Level 1 M3 L4–6 Level 1 M4 L14–18
	Analyze why some evidence is relevant to a scientific question and some is not.	Level 2 M4 L20–21
	Distinguish between opinions and evidence in one’s own explanations.	Level K M3 L17–18 Level 1 M4 L9–13
	Listen actively to arguments to indicate agreement or disagreement based on evidence and/or to retell the main points of the argument.	Level 2 M2 L20 Level 2 M4 L4–6, 9–13, 23–25
	Construct an argument with evidence to support a claim.	Level 2 M2 L3–4, 10–13, 21–24 Level 2 M4 L16
	Make a claim about the effectiveness of an object, tool, or solution that is supported by relevant evidence.	Level 2 M3 L14–18, 21–22
8	Obtaining, Evaluating, and Communicating Information	Aligned <i>PhD Science</i> Lessons
	Read grade-appropriate texts and/or use media to obtain scientific and/or technical information to determine patterns in and/or evidence about the natural and designed world(s).	Level 2 M2 L1–2, 14–17
	Describe how specific images (e.g., a diagram showing how a machine works) support a scientific or engineering idea.	Level 2 M3 L14–18
	Obtain information using various texts, text features (e.g., headings, tables of contents, glossaries, electronic menus, icons), and other media that will be useful in answering a scientific question and/or supporting a scientific claim.	Level 2 M2 L5–6, 18–19 Level 2 M4 L4–9, 11–16, 23–25
	Communicate information or design ideas and/or solutions with others in oral and/or written forms using models, drawings, writing, or numbers that provide detail about scientific ideas, practices, and/or design ideas.	Level 2 M1 L29–31 Level 2 M2 L22–24 Level 2 M3 L8–12, 14–20, 25–29 Level 2 M4 L23–25

Disciplinary Core Ideas

PS1.A	Structure and Properties of Matter	Aligned <i>PhD Science</i> Lessons
	Different kinds of matter exist and many of them can be either solid or liquid, depending on temperature. Matter can be described and classified by its observable properties.	Level 2 M1 L1–16, 19, 23, 29–31 Level 2 M2 L3–4, 14–17
	Different properties are suited to different purposes.	Level 2 M1 L20–31
	A great variety of objects can be built up from a small set of pieces.	Level 2 M1 L10–11, 24–31
PS1.B	Chemical Reactions	Aligned <i>PhD Science</i> Lessons
	Heating or cooling a substance may cause changes that can be observed. Sometimes these changes are reversible, and sometimes they are not.	Level 2 M1 L14–19, 29–31
LS2.A	Interdependent Relationships in Ecosystems	Aligned <i>PhD Science</i> Lessons
	Plants depend on water and light to grow.	Level 2 M3 L1–7, 25–29
	Plants depend on animals for pollination or to move their seeds around.	Level 2 M3 L8–29
LS4.D	Biodiversity and Humans	Aligned <i>PhD Science</i> Lessons
	There are many different kinds of living things in any area, and they exist in different places on land and in water.	Level 2 M4 L1–3, 7–25
ESS1.C	The History of Planet Earth	Aligned <i>PhD Science</i> Lessons
	Some events happen very quickly; others occur very slowly over a time period much longer than one can observe.	Level 2 M2 L18–24
ESS2.A	Earth Materials and Systems	Aligned <i>PhD Science</i> Lessons
	Wind and water can change the shape of the land.	Level 2 M2 L1–17, 20, 22–24
ESS2.B	Plate Tectonics and Large-Scale System Interactions	Aligned <i>PhD Science</i> Lessons
	Maps show where things are located. One can map the shapes and kinds of land and water in any area.	Level 2 M2 L1–2, 5–6 Level 2 M4 L1–6, 11–16, 20–21, 23–25
ESS2.C	The Roles of Water in Earth’s Surface Processes	Aligned <i>PhD Science</i> Lessons
	Water is found in the oceans, rivers, lakes, and ponds. Water exists as solid ice and in liquid form.	Level 2 M4 L1–6, 16, 22–25

ETS1.A	Defining and Delimiting Engineering Problems	Aligned <i>PhD Science</i> Lessons
	A situation that people want to change or create can be approached as a problem to be solved through engineering.	Level 2 M1 L24–28 Level 2 M2 L8–12
	Asking questions, making observations, and gathering information are helpful in thinking about problems.	Level 2 M1 L24–28
	Before beginning to design a solution, it is important to clearly understand the problem.	Level 2 M1 L24–28
ETS1.B	Developing Possible Solutions	Aligned <i>PhD Science</i> Lessons
	Designs can be conveyed through sketches, drawings, or physical models. These representations are useful in communicating ideas for a problem’s solutions to other people.	Level 2 M3 L14–18
ETS1.C	Optimizing the Design Solution	Aligned <i>PhD Science</i> Lessons
	Because there is always more than one possible solution to a problem, it is useful to compare and test designs.	Level 2 M2 L8–12, 14–17

Crosscutting Concepts

1	Patterns	Aligned <i>PhD Science</i> Lessons
	Patterns in the natural and human designed world can be observed, used to describe phenomena, and used as evidence.	Level 2 M1 L4–9 Level 2 M2 L1–2, 5–6 Level 2 M4 L1–8, 11–15, 20–21, 23–25
2	Cause and Effect	Aligned <i>PhD Science</i> Lessons
	Events have causes that generate observable patterns.	Level 2 M1 L14–19, 29–31 Level 2 M2 L20–21 Level 2 M3 L8–11
	Simple tests can be designed to gather evidence to support or refute student ideas about causes.	Level 2 M1 L14–18 Level 2 M2 L8–12 Level 2 M3 L3–7

3	Scale, Proportion, and Quantity	Aligned <i>PhD Science</i> Lessons
	Relative scales allow objects and events to be compared and described (e.g., bigger and smaller, hotter and colder, faster and slower).	Level 2 M1 L8–9 Level 2 M2 L18–21 Level 2 M3 L25–29 Level 2 M4 L1–6, 17–19, 22–25
	Standard units are used to measure length.	Level 2 M3 L3–6, 14–18, 25–29
4	Systems and System Models	Aligned <i>PhD Science</i> Lessons
	Objects and organisms can be described in terms of their parts.	Level 2 M1 L1–7, 12–13, 20–23, 29–31 Level 2 M2 L3–4, 7 Level 2 M3 L8–13, 19–24
	Systems in the natural and designed world have parts that work together.	Level 2 M2 L8–12, 14–17 Level 2 M4 L7–16, 23–25
5	Energy and Matter	Aligned <i>PhD Science</i> Lessons
	Objects may break into smaller pieces, be put together into larger pieces, or change shapes.	Level 2 M1 L10–11, 29–31 Level 2 M2 L3–4, 8–13, 22–24
6	Structure and Function	Aligned <i>PhD Science</i> Lessons
	The shape and stability of structures of natural and designed objects are related to their function(s).	Level 2 M1 L24–28 Level 2 M2 L14–17 Level 2 M3 L8–11, 14–22
7	Stability and Change	Aligned <i>PhD Science</i> Lessons
	Some things stay the same while other things change.	Level 2 M2 L1–2, 22–24 Level 2 M3 L1–2, 25–29
	Things may change slowly or rapidly.	Level 2 M2 L18–24


Connections to Nature of Science


Scientific Investigations Use a Variety of Methods	Aligned <i>PhD Science</i> Lessons
Science investigations begin with a question.	Level K M1 L8–9 Level K M4 L20–24 Level 1 M2 L15–18
Scientists use different ways to study the world.	Level K M2 L16 Level 1 M4 L4–6
Scientific Knowledge Is Based on Empirical Evidence	Aligned <i>PhD Science</i> Lessons
Scientists look for patterns and order when making observations about the world.	Level 2 M4 L11–13, 17–21
Scientific Knowledge Is Open to Revision in Light of New Evidence	Aligned <i>PhD Science</i> Lessons
Science knowledge can change when new information is found.	Level 2 M4 L4–6
Science Models, Laws, Mechanisms, and Theories Explain Natural Phenomena	Aligned <i>PhD Science</i> Lessons
Scientists use drawings, sketches, and models as a way to communicate ideas.	Level 2 M4 L14–17
Scientists search for cause and effect relationships to explain natural events.	Level 2 M2 L10–12
Science Is a Way of Knowing	Aligned <i>PhD Science</i> Lessons
Science knowledge helps us know about the world.	Level K M2 L4–6, 9 Level K M4 L25
Scientific Knowledge Assumes an Order and Consistency in Natural Systems	Aligned <i>PhD Science</i> Lessons
Science assumes natural events happen today as they happened in the past.	Level 2 M2 L20–21
Many events are repeated.	Level K M1 L17–20 Level 1 M4 L9–13
Science Is a Human Endeavor	Aligned <i>PhD Science</i> Lessons
People have practiced science for a long time.	Level K M3 L14–16 Level 1 M4 L7–8
Men and women of diverse backgrounds are scientists and engineers.	Level K M3 L14–16
Science Addresses Questions About the Natural and Material World	Aligned <i>PhD Science</i> Lessons
Scientists study the natural and material world.	Level 2 M1 L20–22, 29–31 Level 2 M2 L1–4, 22–24 Level 2 M3 L25–29 Level 2 M4 L23–25


Connections to Engineering, Technology, and Applications of Science


Interdependence of Science, Engineering, and Technology	Aligned <i>PhD Science</i> Lessons
Science and engineering involve the use of tools to observe and measure things.	Level 2 M3 L3–6, 14–18
Influence of Engineering, Technology, and Science on Society and the Natural World	Aligned <i>PhD Science</i> Lessons
Every human-made product is designed by applying some knowledge of the natural world and is built by using natural materials.	Level 2 M2 L14–17 Level 2 M3 L14–18
Taking natural materials to make things impacts the environment.	Level K M4 L11–13
Developing and using technology has impacts on the natural world.	Level 2 M2 L8–9

PhD Science® Correlation to Kansas College and Career Ready Standards for Science (KCCRSS): Level 3

 Green indicates that *PhD Science*® fully addresses the standard within the grade level or the 3–5 grade band.

 Blue indicates that *PhD Science* covers the standard but in a different grade band.

 Yellow indicates that *PhD Science* partially covers the standard within the grade level or the 3–5 grade band.

 Red indicates that *PhD Science* does not cover the standard.

Key: Module (M), Lesson (L)

The *PhD Science* 3–5 curriculum fully aligns with the Third Grade KCCRSS. A detailed analysis of alignment appears in the table below.

Third Grade Performance Expectations

3-PS2 Motion and Stability: Forces and Interactions		Aligned PhD Science Lessons
3-PS2-1	Plan and conduct an investigation to provide evidence of the effects of balanced and unbalanced forces on the motion of an object.	Level 3 M4 L10–18, 28–30
3-PS2-2	Make observations and/or measurements of an object’s motion to provide evidence that a pattern can be used to predict future motion.	Level 3 M4 L1–9, 28–30
3-PS2-3	Ask questions to determine cause and effect relationships of electric or magnetic interactions between two objects not in contact with each other.	Level 3 M4 L19–21, 28–30
3-PS2-4	Define a simple design problem that can be solved by applying scientific ideas about magnets.	Level 3 M4 L22–30

3-LS1 From Molecules to Organisms: Structures and Processes		Aligned PhD Science Lessons
3-LS1-1	Develop models to describe that organisms have unique and diverse life cycles but all have in common birth, growth, reproduction, and death.	Level 3 M3 L7–8, 23–28
3-LS2 Ecosystems: Interactions, Energy, and Dynamics		Aligned PhD Science Lessons
3-LS2-1	Construct an argument that some animals form groups that help members survive.	Level 3 M2 L13–15, 26–28
3-LS3 Heredity: Inheritance and Variation of Traits		Aligned PhD Science Lessons
3-LS3-1	Analyze and interpret data to provide evidence that plants and animals have traits inherited from parents and that variation of these traits exists in a group of similar organisms.	Level 3 M3 L1–6, 14–18, 26–28
3-LS3-2	Use evidence to support the explanation that traits can be influenced by the environment.	Level 3 M3 L9–13, 19–20, 26–28
3-LS4 Biological Evolution: Unity and Diversity		Aligned PhD Science Lessons
3-LS4-1	Analyze and interpret data from fossils to provide evidence of the organisms and the environments in which they lived long ago.	Level 3 M2 L1–8, 26–28
3-LS4-2	Use evidence to construct an explanation for how the variations in characteristics among individuals of the same species may provide advantages in surviving, finding mates, and reproducing.	Level 3 M3 L21–28
3-LS4-3	Construct an argument with evidence that in a particular habitat some organisms can survive well, some survive less well, and some cannot survive at all.	Level 3 M2 L1–2, 9–12, 16–19, 22–28
3-LS4-4	Make a claim about the merit of a solution to a problem caused when the environment changes and the types of plants and animals that live there may change.	Level 3 M2 L16–28
3-ESS2 Earth's Systems		Aligned PhD Science Lessons
3-ESS2-1	Represent data in tables and graphical displays to describe typical weather conditions expected during a particular season.	Level 3 M1 L1–15, 19–20, 27–29
3-ESS2-2	Obtain and combine information to describe climates in different regions of the world.	Level 3 M1 L11–15, 27–29
3-ESS3 Earth and Human Activity		Aligned PhD Science Lessons
3-ESS3-1	Make a claim about the merit of a design solution that reduces the impacts of a weather-related hazard.	Level 3 M1 L1–3, 16–29

3–5-ETS1 Engineering Design		Aligned <i>PhD Science</i> Lessons
3–5-ETS1-1	Define a simple design problem reflecting a need or a want that includes specified criteria for success and constraints on materials, time, or cost.	Level 3 M1 L21–26
3–5-ETS1-2	Generate and compare multiple possible solutions to a problem based on how well each is likely to meet the criteria and constraints of the problem.	Level 3 M2 L22–25
3–5-ETS1-3	Plan and carry out fair tests in which variables are controlled and failure points are considered to identify aspects of a model or prototype that can be improved.	Level 3 M4 L23–27

Science and Engineering Practices

1	Asking Questions and Defining Problems	Aligned <i>PhD Science</i> Lessons
	Ask questions about what would happen if a variable is changed.	Level 4 M3 L15–19
	Identify scientific (testable) and non-scientific (non-testable) questions.	Level 3 M3 L12–13 Level 3 M4 L15–16, 19–21
	Ask questions that can be investigated and predict reasonable outcomes based on patterns such as cause and effect relationships.	Level 3 M1 L1–3 Level 3 M2 L1–2 Level 3 M3 L1–3 Level 3 M4 L1–3, 7–9, 28–30
	Use prior knowledge to describe problems that can be solved.	Level 3 M4 L22, 29–30
	Define a simple design problem that can be solved through the development of an object, tool, process, or system and includes several criteria for success and constraints on materials, time, or cost.	Level 3 M1 L21–26, 28–29 Level 3 M4 L23–27

2	Developing and Using Models	Aligned <i>PhD Science</i> Lessons
	Identify limitations of models.	Level 4 M4 L14–17, 26–27 Level 5 M1 L5–6 Level 5 M2 L14 Level 5 M3 L6–8, 25–27
	Collaboratively develop and/or revise a model based on evidence that shows the relationships among variables for frequent and regular occurring events.	Level 4 M2 L15–16 Level 4 M4 L3–8, 10–13 Level 5 M1 L5–6 Level 5 M2 L1–2, 6–7 Level 5 M4 L1–2, 7–8, 14–17
	Develop a model using an analogy, example, or abstract representation to describe a scientific principle or design solution.	Level 3 M1 L1–3 Level 3 M2 L1–3, 6–8, 27–28
	Develop and/or use models to describe and/or predict phenomena.	Level 3 M1 L1–3, 19–20 Level 3 M2 L9–12, 27–28 Level 3 M3 L7–11, 21–25, 27–28 Level 3 M4 L1–3, 17–18, 28–30
	Develop a diagram or simple physical prototype to convey a proposed object, tool, or process.	Level 3 M2 L22–25 Level 3 M4 L23–27
	Use a model to test cause and effect relationships or interactions concerning the functioning of a natural or designed system.	Level 4 M3 L7–11 Level 4 M4 L10–13, 18–24 Level 5 M3 L12–13 Level 5 M4 L9–12

3	Planning and Carrying Out Investigations	Aligned <i>PhD Science</i> Lessons
	Plan and conduct an investigation collaboratively to produce data to serve as the basis for evidence, using fair tests in which variables are controlled and the number of trials considered.	Level 3 M4 L7–9, 15–16, 23–27, 29–30
	Evaluate appropriate methods and/or tools for collecting data.	Level 3 M3 L12–13
	Make observations and/or measurements to produce data to serve as the basis for evidence for an explanation of a phenomenon or test a design solution.	Level 3 M2 L4–5 Level 3 M4 L7–18, 29–30
	Make predictions about what would happen if a variable changes.	Level 3 M3 L12–13 Level 3 M4 L7–9, 15–16, 28–30
	Test two different models of the same proposed object, tool, or process to determine which better meets criteria for success.	Level 4 M4 L14–17
4	Analyzing and Interpreting Data	Aligned <i>PhD Science</i> Lessons
	Represent data in tables and/or various graphical displays (bar graphs, pictographs, and/or pie charts) to reveal patterns that indicate relationships.	Level 3 M1 L4–12 Level 3 M3 L7–8, 27–28 Level 3 M4 L4–9
	Analyze and interpret data to make sense of phenomena, using logical reasoning, mathematics, and/or computation.	Level 3 M1 L11–15, 19–20, 27–29 Level 3 M2 L3–8, 16–19, 27–28 Level 3 M3 L4–6, 14–18, 27–28
	Compare and contrast data collected by different groups in order to discuss similarities and differences in their findings.	Level 3 M3 L14–15, 19–20 Level 3 M4 L7–9
	Analyze data to refine a problem statement or the design of a proposed object, tool, or process.	Level 4 M4 L14–17
	Use data to evaluate and refine design solutions.	Level 4 M4 L14–17

5	Using Mathematics and Computational Thinking	Aligned <i>PhD Science</i> Lessons
	Decide if qualitative or quantitative data are best to determine whether a proposed object or tool meets criteria for success.	Level 3 M4 L23–27
	Organize simple data sets to reveal patterns that suggest relationships.	Level 3 M1 L4–12 Level 3 M2 L3, 16–19 Level 3 M3 L7–8
	Describe, measure, estimate, and/or graph quantities (e.g., area, volume, weight, time) to address scientific and engineering questions and problems.	Level 3 M3 L7–8
	Create and/or use graphs and/or charts generated from simple algorithms to compare alternative solutions to an engineering problem.	Level 4 M4 L14–17
6	Constructing Explanations and Designing Solutions	Aligned <i>PhD Science</i> Lessons
	Construct an explanation of observed relationships (e.g., the distribution of plants in the backyard).	Level 3 M2 L6–8 Level 3 M3 L26–28 Level 3 M4 L10–14
	Use evidence (e.g., measurements, observations, patterns) to construct or support an explanation or design a solution to a problem.	Level 3 M1 L13–15, 18 Level 3 M2 L6–8, 26–28 Level 3 M3 L9–11, 14–15, 21–28 Level 3 M4 L10–14, 19–21, 28–30
	Identify the evidence that supports particular points in an explanation.	Level 3 M2 L26–28 Level 3 M3 L26–28 Level 3 M4 L28–30
	Apply scientific ideas to solve design problems.	Level 3 M2 L22–25 Level 3 M4 L28–30
	Generate and compare multiple solutions to a problem based on how well they meet the criteria and constraints of the design solution.	Level 3 M1 L21–29 Level 3 M2 L22–25

7	Engaging in Argument from Evidence	Aligned <i>PhD Science</i> Lessons
	Compare and refine arguments based on an evaluation of the evidence presented.	Level 3 M3 L16–18
	Distinguish among facts, reasoned judgment based on research findings, and speculation in an explanation.	Level 5 M4 L5–6
	Respectfully provide and receive critiques from peers about a proposed procedure, explanation, or model by citing relevant evidence and posing specific questions.	Level 4 M3 L21–23 Level 5 M2 L3–5, 21–23, 25–26
	Construct and/or support an argument with evidence, data, and/or a model.	Level 3 M2 L9–15, 27–28 Level 3 M3 L16–18
	Use data to evaluate claims about cause and effect.	Level 3 M3 L19–20 Level 3 M4 L12–14
	Make a claim about the merit of a solution to a problem by citing relevant evidence about how it meets the criteria and constraints of the problem.	Level 3 M1 L21–26, 28–29 Level 3 M2 L20–21
8	Obtaining, Evaluating, and Communicating Information	Aligned <i>PhD Science</i> Lessons
	Read and comprehend grade-appropriate complex texts and/or other reliable media to summarize and obtain scientific and technical ideas and describe how they are supported by evidence.	Level 3 M2 L13–15 Level 3 M4 L22
	Compare and/or combine across complex texts and/or other reliable media to support the engagement in other scientific and/or engineering practices.	Level 3 M2 L13–15
	Combine information in written text with that contained in corresponding tables, diagrams, and/or charts to support the engagement in other scientific and/or engineering practices.	Level 5 M4 L18–19
	Obtain and combine information from books and/or other reliable media to explain phenomena or solutions to a design problem.	Level 3 M1 L11–17, 28–29
	Communicate scientific and/or technical information orally and/or in written formats, including various forms of media as well as tables, diagrams, and charts.	Level 3 M2 L20–21

Disciplinary Core Ideas

PS2.A	Forces and Motion	Aligned <i>PhD Science</i> Lessons
	Each force acts on one particular object and has both strength and a direction. An object at rest typically has multiple forces acting on it, but they add to give zero net force on the object. Forces that do not sum to zero can cause changes in the object's speed or direction of motion.	Level 3 M4 L10–18, 28–30
	The patterns of an object's motion in various situations can be observed and measured; when that past motion exhibits a regular pattern, future motion can be predicted from it.	Level 3 M4 L1–9, 28–30
PS2.B	Types of Interactions	Aligned <i>PhD Science</i> Lessons
	Objects in contact exert forces on each other.	Level 3 M4 L10–18, 28–30
	Electric and magnetic forces between a pair of objects do not require that the objects be in contact. The sizes of the forces in each situation depend on the properties of the objects and their distances apart and, for forces between two magnets, on their orientation relative to each other.	Level 3 M4 L19–30
LS1.B	Growth and Development of Organisms	Aligned <i>PhD Science</i> Lessons
	Reproduction is essential to the continued existence of every kind of organism. Plants and animals have unique and diverse life cycles.	Level 3 M3 L7–8, 23–28
LS2.C	Ecosystem Dynamics, Functioning, and Resilience	Aligned <i>PhD Science</i> Lessons
	When the environment changes in ways that affect a place's physical characteristics, temperature, or availability of resources, some organisms survive and reproduce, others move to new locations, yet others move into the transformed environment, and some die.	Level 3 M2 L16–28
LS2.D	Social Interactions and Group Behavior	Aligned <i>PhD Science</i> Lessons
	Being part of a group helps animals obtain food, defend themselves, and cope with changes. Groups may serve different functions and vary dramatically in size.	Level 3 M2 L13–15, 26–28

LS3.A	Inheritance of Traits	Aligned <i>PhD Science</i> Lessons
	Many characteristics of organisms are inherited from their parents.	Level 3 M3 L14–18, 26–28
	Other characteristics result from individuals’ interactions with the environment, which can range from diet to learning. Many characteristics involve both inheritance and environment.	Level 3 M3 L9–13, 19–20, 26–28
LS3.B	Variation of Traits	Aligned <i>PhD Science</i> Lessons
	Different organisms vary in how they look and function because they have different inherited information.	Level 3 M3 L1–6, 14–18, 23–28
	The environment also affects the traits that an organism develops.	Level 3 M3 L9–13, 19–20
LS4.A	Evidence of Common Ancestry and Diversity	Aligned <i>PhD Science</i> Lessons
	Some kinds of plants and animals that once lived on Earth are no longer found anywhere.	Level 3 M2 L6–8, 26–28
	Fossils provide evidence about the types of organisms that lived long ago and also about the nature of their environments.	Level 3 M2 L1–8, 26–28
LS4.B	Natural Selection	Aligned <i>PhD Science</i> Lessons
	Sometimes the differences in characteristics between individuals of the same species provide advantages in surviving, finding mates, and reproducing.	Level 3 M3 L21–28
LS4.C	Adaptation	Aligned <i>PhD Science</i> Lessons
	For any particular environment, some kinds of organisms survive well, some survive less well, and some cannot survive at all.	Level 3 M2 L1–2, 9–12, 16–19, 22–28
LS4.D	Biodiversity and Humans	Aligned <i>PhD Science</i> Lessons
	Populations live in a variety of habitats, and change in those habitats affects the organisms living there.	Level 3 M2 L16–28
ESS2.D	Weather and Climate	Aligned <i>PhD Science</i> Lessons
	Scientists record patterns of the weather across different times and areas so that they can make predictions about what kind of weather might happen next.	Level 3 M1 L1–15, 19–20, 27–29
	Climate describes a range of an area’s typical weather conditions and the extent to which those conditions vary over years.	Level 3 M1 L11–15, 27–29
ESS3.B	Natural Hazards	Aligned <i>PhD Science</i> Lessons
	A variety of natural hazards result from natural processes. Humans cannot eliminate natural hazards but can take steps to reduce their impacts.	Level 3 M1 L1–3, 16–29

ETS1.A	Defining and Delimiting Engineering Problems	Aligned <i>PhD Science</i> Lessons
	Possible solutions to a problem are limited by available materials and resources (constraints). The success of a designed solution is determined by considering the desired features of a solution (criteria). Different proposals for solutions can be compared on the basis of how well each one meets the specified criteria for success or how well each takes the constraints into account.	Level 3 M1 L21–26
ETS1.B	Developing Possible Solutions	Aligned <i>PhD Science</i> Lessons
	Research on a problem should be carried out before beginning to design a solution. Testing a solution involves investigating how well it performs under a range of likely conditions.	Level 3 M1 L22–23
	At whatever stage, communicating with peers about proposed solutions is an important part of the design process, and shared ideas can lead to improved designs.	Level 3 M2 L22–25
	Tests are often designed to identify failure points or difficulties, which suggest the elements of the design that need to be improved.	Level 3 M4 L23–27
ETS1.C	Optimizing the Design Solution	Aligned <i>PhD Science</i> Lessons
	Different solutions need to be tested in order to determine which of them best solves the problem, given the criteria and the constraints.	Level 3 M4 L23–27

Crosscutting Concepts

1	Patterns	Aligned <i>PhD Science</i> Lessons
	Similarities and differences in patterns can be used to sort, classify, communicate, and analyze simple rates of change for natural phenomena and designed products.	Level 3 M3 L1–8, 14–15, 27–28 Level 3 M4 L29–30
	Patterns of change can be used to make predictions.	Level 3 M1 L11–15, 19–20, 27–29 Level 3 M3 L7–8 Level 3 M4 L1–9, 28–30
	Patterns can be used as evidence to support an explanation.	Level 3 M1 L11–15, 28–29 Level 3 M2 L3–8, 13–15, 27–28 Level 3 M3 L16–18, 26–28
2	Cause and Effect	Aligned <i>PhD Science</i> Lessons
	Cause and effect relationships are routinely identified, tested, and used to explain change.	Level 3 M1 L16–18, 21–26, 28–29 Level 3 M2 L9–12, 16–28 Level 3 M3 L9–13, 19–25, 27–28 Level 3 M4 L1–3, 10–30
	Events that occur together with regularity might or might not be a cause and effect relationship.	Level 3 M1 L1–3, 27–29 Level 3 M2 L9–12
3	Scale, Proportion, and Quantity	Aligned <i>PhD Science</i> Lessons
	Natural objects and/or observable phenomena exist from the very small to the immensely large or from very short to very long time periods.	Level 3 M2 L1–2, 27–28 Level 3 M3 L1–3
	Standard units are used to measure and describe physical quantities such as weight, time, temperature, and volume.	Level 3 M1 L4–10 Level 3 M3 L1–3, 14–15

4	Systems and System Models	Aligned <i>PhD Science</i> Lessons
	A system is a group of related parts that make up a whole and can carry out functions its individual parts cannot.	Level 4 M1 L21–24 Level 4 M2 L15–23 Level 4 M4 L14–17, 26–27 Level 5 M2 L14, 18–19, 24–26 Level 5 M3 L6–8
	A system can be described in terms of its components and their interactions.	Level 3 M1 L1–3, 16–20 Level 3 M2 L6–15, 20–28 Level 3 M3 L9–11 Level 3 M4 L1–30
5	Energy and Matter	Aligned <i>PhD Science</i> Lessons
	Matter is made of particles.	Level 5 M1 L5–8, 23–26 Level 5 M2 L6–9, 14, 25–26 Level 5 M4 L3–4
	Matter flows and cycles can be tracked in terms of the weight of the substances before and after a process occurs. The total weight of the substances does not change. This is what is meant by conservation of matter. Matter is transported into, out of, and within systems.	Level 5 M2 L10–11, 25–26
	Energy can be transferred in various ways and between objects.	Level 4 M2 L1–3, 8–26 Level 4 M3 L10–19, 30–31 Level 5 M1 L13–14 Level 5 M2 L15–19, 24–26 Level 5 M3 L10–11
6	Structure and Function	Aligned <i>PhD Science</i> Lessons
	Different materials have different substructures, which can sometimes be observed.	Level 3 M2 L1–3
	Substructures have shapes and parts that serve functions.	Level 3 M2 L9–12 Level 3 M3 L4–6, 21–28
7	Stability and Change	Aligned <i>PhD Science</i> Lessons
	Change is measured in terms of differences over time and may occur at different rates.	Level 3 M1 L4–15, 27–29 Level 3 M2 L16–19 Level 3 M3 L7–8, 12–13, 19–20, 26–28
	Some systems appear stable, but over long periods of time will eventually change.	Level 3 M1 L8–10


Connections to Nature of Science


Scientific Investigations Use a Variety of Methods	Aligned <i>PhD Science</i> Lessons
Science methods are determined by questions.	Level 3 M4 L1–3
Science investigations use a variety of methods, tools, and techniques.	Level 3 M4 L15–16
Scientific Knowledge Is Based on Empirical Evidence	Aligned <i>PhD Science</i> Lessons
Science findings are based on recognizing patterns.	Level 3 M3 L7–8 Level 3 M4 L4–6
Scientists use tools and technologies to make accurate measurements and observations.	Level 5 M4 L7–8
Scientific Knowledge Is Open to Revision in Light of New Evidence	Aligned <i>PhD Science</i> Lessons
Science explanations can change based on new evidence.	Level 5 M4 L14–15
Science Models, Laws, Mechanisms, and Theories Explain Natural Phenomena	Aligned <i>PhD Science</i> Lessons
Science theories are based on a body of evidence and many tests.	Level 3 M4 L12–14
Science explanations describe the mechanisms for natural events.	Level 5 M2 L14 Level 5 M4 L1–2, 7–8, 13
Science Is a Way of Knowing	Aligned <i>PhD Science</i> Lessons
Science is both a body of knowledge and processes that add new knowledge.	Level 5 M3 L6–8
Science is a way of knowing that is used by many people.	Level 3 M3 L16–18
Scientific Knowledge Assumes an Order and Consistency in Natural Systems	Aligned <i>PhD Science</i> Lessons
Science assumes consistent patterns in natural systems.	Level 3 M2 L4–5
Basic laws of nature are the same everywhere in the universe.	Level 5 M4 L9–12, 16–17
Science Is a Human Endeavor	Aligned <i>PhD Science</i> Lessons
Men and women from all cultures and backgrounds choose careers as scientists and engineers.	Level 3 M3 L16–18
Most scientists and engineers work in teams.	Level 3 M3 L12–13
Science affects everyday life.	Level 3 M1 L21–26
Creativity and imagination are important to science.	Level 5 M3 L19–23
Science Addresses Questions About the Natural and Material World	Aligned <i>PhD Science</i> Lessons
Science findings are limited to what can be answered with empirical evidence.	Level 5 M3 L10–11 Level 5 M4 L5–8


Connections to Engineering, Technology, and Applications of Science


Interdependence of Science, Engineering, and Technology	Aligned <i>PhD Science</i> Lessons
Scientific discoveries about the natural world can often lead to new and improved technologies, which are developed through the engineering design process.	Level 3 M4 L23–27
Knowledge of relevant scientific concepts and research findings is important in engineering.	Level 3 M2 L22–25
Science and technology support each other.	Level 3 M4 L22–27
Tools and instruments are used to answer scientific questions, while scientific discoveries lead to the development of new technologies.	Level 5 M4 L7–8
Influence of Engineering, Technology, and Science on Society and the Natural World	Aligned <i>PhD Science</i> Lessons
People’s needs and wants change over time, as do their demands for new and improved technologies.	Level 3 M1 L21–26
Engineers improve existing technologies or develop new ones to increase their benefits, decrease known risks, and meet societal demands.	Level 3 M2 L22–25
When new technologies become available, they can bring about changes in the way people live and interact with one another.	Level 3 M4 L22–27

PhD Science® Correlation to Kansas College and Career Ready Standards for Science (KCCRSS): Level 4

 Green indicates that *PhD Science*® fully addresses the standard within the grade level or the 3–5 grade band.

 Blue indicates that *PhD Science* covers the standard but in a different grade band.

 Yellow indicates that *PhD Science* partially covers the standard within the grade level or the 3–5 grade band.

 Red indicates that *PhD Science* does not cover the standard.

Key: Module (M), Lesson (L)

The *PhD Science* 3–5 curriculum fully aligns with the Fourth Grade KCCRSS. A detailed analysis of alignment appears in the table below.

Fourth Grade Performance Expectations

4-PS3 Energy		Aligned PhD Science Lessons
4-PS3-1	Use evidence to construct an explanation relating the speed of an object to the energy of that object.	Level 4 M2 L6–7, 24–26
4-PS3-2	Make observations to provide evidence that energy can be transferred from place to place by sound, light, heat, and electric currents.	Level 4 M2 L1–5, 10–11, 24–26
4-PS3-3	Ask questions and predict outcomes about the changes in energy that occur when objects collide.	Level 4 M2 L8–9, 24–26
4-PS3-4	Apply scientific ideas to design, test, and refine a device that converts energy from one form to another.	Level 4 M2 L12–26

4-PS4 Waves and Their Applications in Technologies for Information Transfer		Aligned <i>PhD Science</i> Lessons
4-PS4-1	Develop a model of waves to describe patterns in terms of amplitude and wavelength and that waves can cause objects to move.	Level 4 M3 L7–14, 29–31
4-PS4-2	Develop a model to describe that light reflecting from objects and entering the eye allows objects to be seen.	Level 4 M4 L1–17, 25–27
4-PS4-3	Generate and compare multiple solutions that use patterns to transfer information.	Level 4 M4 L18–27
4-LS1 From Molecules to Organisms: Structures and Processes		Aligned <i>PhD Science</i> Lessons
4-LS1-1	Construct an argument that plants and animals have internal and external structures that function to support survival, growth, behavior, and reproduction.	Level 4 M3 L1–6, 20, 26–31
4-LS1-2	Use a model to describe that animals receive different types of information through their senses, process the information in their brain, and respond to the information in different ways.	Level 4 M3 L1–6, 15–25, 29–31
4-ESS1 Earth’s Place in the Universe		Aligned <i>PhD Science</i> Lessons
4-ESS1-1	Identify evidence from patterns in rock formations and fossils in rock layers to support an explanation for changes in a landscape over time.	Level 4 M1 L1–5, 19–20, 25–27
4-ESS2 Earth’s Systems		Aligned <i>PhD Science</i> Lessons
4-ESS2-1	Make observations and/or measurements to provide evidence of the effects of weathering or the rate of erosion by water, ice, wind, or vegetation.	Level 4 M1 L6–11, 25–27
4-ESS2-2	Analyze and interpret data from maps to describe patterns of Earth’s features.	Level 4 M1 L18–20, 25–27
4-ESS3 Earth and Human Activity		Aligned <i>PhD Science</i> Lessons
4-ESS3-1	Obtain and combine information to describe that energy and fuels are derived from natural resources and that their uses affect the environment.	Level 4 M1 L21–27
4-ESS3-2	Generate and compare multiple solutions to reduce the impacts of natural Earth processes on humans.	Level 4 M1 L12–17, 25–27

3–5-ETS1 Engineering Design		Aligned <i>PhD Science</i> Lessons
3–5-ETS1-1	Define a simple design problem reflecting a need or a want that includes specified criteria for success and constraints on materials, time, or cost.	Level 4 M2 L17–23
3–5-ETS1-2	Generate and compare multiple possible solutions to a problem based on how well each is likely to meet the criteria and constraints of the problem.	Level 4 M1 L12–17 Level 4 M4 L14–17
3–5-ETS1-3	Plan and carry out fair tests in which variables are controlled and failure points are considered to identify aspects of a model or prototype that can be improved.	Level 4 M4 L14–17

Science and Engineering Practices

1	Asking Questions and Defining Problems	Aligned <i>PhD Science</i> Lessons
	Ask questions about what would happen if a variable is changed.	Level 4 M3 L15–19
	Identify scientific (testable) and non-scientific (non-testable) questions.	Level 3 M3 L12–13 Level 3 M4 L15–16, 19–21
	Ask questions that can be investigated and predict reasonable outcomes based on patterns such as cause and effect relationships.	Level 4 M1 L1–2, 23 Level 4 M2 L1–3, 8–9, 11, 25–26 Level 4 M3 L1–3, 6 Level 4 M4 L1–2
	Use prior knowledge to describe problems that can be solved.	Level 3 M4 L22, 29–30 Level 5 M3 L19–23
	Define a simple design problem that can be solved through the development of an object, tool, process, or system and includes several criteria for success and constraints on materials, time, or cost.	Level 4 M1 L12–17 Level 4 M2 L17–23 Level 4 M4 L14–17

2	Developing and Using Models	Aligned <i>PhD Science</i> Lessons
	Identify limitations of models.	Level 4 M4 L14–17, 26–27
	Collaboratively develop and/or revise a model based on evidence that shows the relationships among variables for frequent and regular occurring events.	Level 4 M2 L15–16 Level 4 M4 L3–8, 10–13
	Develop a model using an analogy, example, or abstract representation to describe a scientific principle or design solution.	Level 4 M1 L1–2, 26–27 Level 4 M2 L1–3, 8–11, 25–26 Level 4 M3 L1–3, 7–14, 30–31 Level 4 M4 L1–2
	Develop and/or use models to describe and/or predict phenomena.	Level 4 M1 L1–2, 26–27 Level 4 M2 L1–3, 8–9, 25–26 Level 4 M3 L1–3 Level 4 M4 L1–6
	Develop a diagram or simple physical prototype to convey a proposed object, tool, or process.	Level 4 M4 L26–27
	Use a model to test cause and effect relationships or interactions concerning the functioning of a natural or designed system.	Level 4 M3 L7–11 Level 4 M4 L10–13, 18–24
3	Planning and Carrying Out Investigations	Aligned <i>PhD Science</i> Lessons
	Plan and conduct an investigation collaboratively to produce data to serve as the basis for evidence, using fair tests in which variables are controlled and the number of trials considered.	Level 4 M1 L8–11 Level 4 M2 L6–7 Level 4 M3 L15–19 Level 4 M4 L7–8, 18–21
	Evaluate appropriate methods and/or tools for collecting data.	Level 4 M4 L7–8
	Make observations and/or measurements to produce data to serve as the basis for evidence for an explanation of a phenomenon or test a design solution.	Level 4 M1 L6–11, 21–22 Level 4 M2 L10–14 Level 4 M3 L15–19 Level 4 M4 L9, 26–27
	Make predictions about what would happen if a variable changes.	Level 3 M3 L12–13 Level 3 M4 L7–9, 15–16, 28–30 Level 5 M4 L5–6
	Test two different models of the same proposed object, tool, or process to determine which better meets criteria for success.	Level 4 M4 L14–17

4	Analyzing and Interpreting Data	Aligned <i>PhD Science</i> Lessons
	Represent data in tables and/or various graphical displays (bar graphs, pictographs, and/or pie charts) to reveal patterns that indicate relationships.	Level 3 M1 L4–12 Level 3 M3 L7–8, 27–28 Level 3 M4 L4–9 Level 5 M2 L3–5, 10–11 Level 5 M3 L4–5, 14–16 Level 5 M4 L14–15
	Analyze and interpret data to make sense of phenomena, using logical reasoning, mathematics, and/or computation.	Level 4 M1 L12–20, 23–24, 26–27 Level 4 M2 L25–26 Level 4 M4 L10–13
	Compare and contrast data collected by different groups in order to discuss similarities and differences in their findings.	Level 3 M3 L14–15, 19–20 Level 3 M4 L7–9 Level 5 M3 L14–16
	Analyze data to refine a problem statement or the design of a proposed object, tool, or process.	Level 4 M4 L14–17
	Use data to evaluate and refine design solutions.	Level 4 M4 L14–17
5	Using Mathematics and Computational Thinking	Aligned <i>PhD Science</i> Lessons
	Decide if qualitative or quantitative data are best to determine whether a proposed object or tool meets criteria for success.	Level 3 M4 L23–27 Level 5 M4 L5–6
	Organize simple data sets to reveal patterns that suggest relationships.	Level 3 M1 L4–12 Level 3 M2 L3, 16–19 Level 3 M3 L7–8 Level 5 M4 L25–26
	Describe, measure, estimate, and/or graph quantities (e.g., area, volume, weight, time) to address scientific and engineering questions and problems.	Level 4 M2 L8–9
	Create and/or use graphs and/or charts generated from simple algorithms to compare alternative solutions to an engineering problem.	Level 4 M4 L14–17

6	Constructing Explanations and Designing Solutions	Aligned <i>PhD Science</i> Lessons
	Construct an explanation of observed relationships (e.g., the distribution of plants in the backyard).	Level 4 M1 L6–7, 26–27 Level 4 M2 L25–26 Level 4 M3 L30–31 Level 4 M4 L18–21, 26–27
	Use evidence (e.g., measurements, observations, patterns) to construct or support an explanation or design a solution to a problem.	Level 4 M1 L3–5, 25–27 Level 4 M2 L4–5, 15–16, 24–26 Level 4 M3 L4–5, 24–25, 29–31 Level 4 M4 L25–27
	Identify the evidence that supports particular points in an explanation.	Level 4 M1 L3–5, 10, 18, 21–22, 25–27
	Apply scientific ideas to solve design problems.	Level 4 M2 L17–23 Level 4 M4 L14–17, 26–27
	Generate and compare multiple solutions to a problem based on how well they meet the criteria and constraints of the design solution.	Level 4 M1 L12–17 Level 4 M4 L14–17, 22–24
7	Engaging in Argument from Evidence	Aligned <i>PhD Science</i> Lessons
	Compare and refine arguments based on an evaluation of the evidence presented.	Level 4 M3 L21–23 Level 4 M4 L7–8
	Distinguish among facts, reasoned judgment based on research findings, and speculation in an explanation.	Level 5 M4 L5–6
	Respectfully provide and receive critiques from peers about a proposed procedure, explanation, or model by citing relevant evidence and posing specific questions.	Level 4 M3 L21–23
	Construct and/or support an argument with evidence, data, and/or a model.	Level 4 M3 L21–23, 26–28, 30–31
	Use data to evaluate claims about cause and effect.	Level 3 M3 L19–20 Level 3 M4 L12–14 Level 5 M4 L24–26
	Make a claim about the merit of a solution to a problem by citing relevant evidence about how it meets the criteria and constraints of the problem.	Level 3 M1 L21–26, 28–29 Level 3 M2 L20–21 Level 5 M3 L19–23

8	Obtaining, Evaluating, and Communicating Information	Aligned <i>PhD Science</i> Lessons
	Read and comprehend grade-appropriate complex texts and/or other reliable media to summarize and obtain scientific and technical ideas and describe how they are supported by evidence.	Level 4 M1 L3–5 Level 4 M3 L30–31 Level 4 M4 L22–24
	Compare and/or combine across complex texts and/or other reliable media to support the engagement in other scientific and/or engineering practices.	Level 3 M2 L13–15 Level 5 M2 L6–7, 20 Level 5 M3 L25–27
	Combine information in written text with that contained in corresponding tables, diagrams, and/or charts to support the engagement in other scientific and/or engineering practices.	Level 5 M4 L18–19
	Obtain and combine information from books and/or other reliable media to explain phenomena or solutions to a design problem.	Level 4 M1 L3–5, 23–24 Level 4 M3 L4–6, 10–11, 20–23, 26–28
	Communicate scientific and/or technical information orally and/or in written formats, including various forms of media as well as tables, diagrams, and charts.	Level 4 M1 L23–24

Disciplinary Core Ideas

PS3.A	Definitions of Energy	Aligned <i>PhD Science</i> Lessons
	The faster a given object is moving, the more energy it possesses.	Level 4 M2 L6–9, 12–16, 24–26
	Energy can be moved from place to place by moving objects or through sound, light, or electric currents.	Level 4 M2 L1–3, 10–11, 15–16, 24–26
PS3.B	Conservation of Energy and Energy Transfer	Aligned <i>PhD Science</i> Lessons
	Energy is present whenever there are moving objects, sound, light, or heat. When objects collide, energy can be transferred from one object to another, thereby changing their motion. In such collisions, some energy is typically also transferred to the surrounding air; as a result, the air gets heated and sound is produced.	Level 4 M2 L1–5, 8–9, 24–26
	Light also transfers energy from place to place.	Level 4 M2 L10–11, 24–26
	Energy can also be transferred from place to place by electric currents, which can then be used locally to produce motion, sound, heat, or light. The currents may have been produced to begin with by transforming the energy of motion into electrical energy.	Level 4 M2 L1–3, 10–26
PS3.C	Relationship Between Energy and Forces	Aligned <i>PhD Science</i> Lessons
	When objects collide, the contact forces transfer energy so as to change the objects' motions.	Level 4 M2 L8–9, 24–26
PS3.D	Energy in Chemical Processes and Everyday Life	Aligned <i>PhD Science</i> Lessons
	The expression “produce energy” typically refers to the conversion of stored energy into a desired form for practical use.	Level 4 M2 L12–14, 24–26

PS4.A	Wave Properties	Aligned <i>PhD Science</i> Lessons
	Waves, which are regular patterns of motion, can be made in water by disturbing the surface. When waves move across the surface of deep water, the water goes up and down in place; there is no net motion in the direction of the wave except when the water meets a beach.	Level 4 M3 L7–14, 29–31
	Waves of the same type can differ in amplitude (height of the wave) and wavelength (spacing between wave peaks).	Level 4 M3 L7–14, 29–31
PS4.B	Electromagnetic Radiation	Aligned <i>PhD Science</i> Lessons
	An object can be seen when light reflected from its surface enters the eyes.	Level 4 M4 L1–17, 25–27
PS4.C	Information Technologies and Instrumentation	Aligned <i>PhD Science</i> Lessons
	Digitized information can be transmitted over long distances without significant degradation. High-tech devices, such as computers or cell phones, can receive and decode information—convert it from digitized form to voice—and vice versa.	Level 4 M4 L18–27
LS1.A	Structure and Function	Aligned <i>PhD Science</i> Lessons
	Plants and animals have both internal and external structures that serve various functions in growth, survival, behavior, and reproduction.	Level 4 M3 L1–6, 20, 26–31
LS1.D	Information Processing	Aligned <i>PhD Science</i> Lessons
	Different sense receptors are specialized for particular kinds of information, which may be then processed by the animal’s brain. Animals are able to use their perceptions and memories to guide their actions.	Level 4 M3 L1–6, 15–25, 29–31

ESS1.C	The History of Planet Earth	Aligned <i>PhD Science</i> Lessons
	Local, regional, and global patterns of rock formations reveal changes over time due to earth forces, such as earthquakes. The presence and location of certain fossil types indicate the order in which rock layers were formed.	Level 4 M1 L1–5, 19–20, 25–27
ESS2.A	Earth Materials and Systems	Aligned <i>PhD Science</i> Lessons
	Rainfall helps to shape the land and affects the types of living things found in a region. Water, ice, wind, living organisms, and gravity break rocks, soils, and sediments into smaller particles and move them around.	Level 4 M1 L6–11, 25–27
ESS2.B	Plate Tectonics and Large-Scale System Interactions	Aligned <i>PhD Science</i> Lessons
	The locations of mountain ranges, deep ocean trenches, ocean floor structures, earthquakes, and volcanoes occur in patterns. Most earthquakes and volcanoes occur in bands that are often along the boundaries between continents and oceans. Major mountain chains form inside continents or near their edges. Maps can help locate the different land and water features areas of Earth.	Level 4 M1 L18–20, 25–27
ESS2.E	Biogeology	Aligned <i>PhD Science</i> Lessons
	Living things affect the physical characteristics of their regions.	Level 4 M1 L6–11, 25–27
ESS3.A	Natural Resources	Aligned <i>PhD Science</i> Lessons
	Energy and fuels that humans use are derived from natural sources, and their use affects the environment in multiple ways. Some resources are renewable over time, and others are not.	Level 4 M1 L21–27
ESS3.B	Natural Hazards	Aligned <i>PhD Science</i> Lessons
	A variety of hazards result from natural processes (e.g., earthquakes, tsunamis, volcanic eruptions). Humans cannot eliminate the hazards but can take steps to reduce their impacts.	Level 4 M1 L12–17, 25–27

ETS1.A	Defining and Delimiting Engineering Problems	Aligned <i>PhD Science</i> Lessons
	Possible solutions to a problem are limited by available materials and resources (constraints). The success of a designed solution is determined by considering the desired features of a solution (criteria). Different proposals for solutions can be compared on the basis of how well each one meets the specified criteria for success or how well each takes the constraints into account.	Level 4 M2 L17–23
ETS1.B	Developing Possible Solutions	Aligned <i>PhD Science</i> Lessons
	Research on a problem should be carried out before beginning to design a solution. Testing a solution involves investigating how well it performs under a range of likely conditions.	Level 4 M1 L12–17 Level 4 M4 L14–17
	At whatever stage, communicating with peers about proposed solutions is an important part of the design process, and shared ideas can lead to improved designs.	Level 4 M1 L12–17 Level 4 M4 L14–17
	Tests are often designed to identify failure points or difficulties, which suggest the elements of the design that need to be improved.	Level 4 M1 L12–17 Level 4 M4 L14–17
ETS1.C	Optimizing the Design Solution	Aligned <i>PhD Science</i> Lessons
	Different solutions need to be tested in order to determine which of them best solves the problem, given the criteria and the constraints.	Level 4 M4 L14–17

Crosscutting Concepts

1	Patterns	Aligned <i>PhD Science</i> Lessons
	Similarities and differences in patterns can be used to sort, classify, communicate, and analyze simple rates of change for natural phenomena and designed products.	Level 4 M3 L7–9, 30–31 Level 4 M4 L22–27
	Patterns of change can be used to make predictions.	Level 4 M4 L1–2
	Patterns can be used as evidence to support an explanation.	Level 4 M1 L1–5, 18–20, 26–27 Level 4 M2 L4–5, 8–11, 24–26 Level 4 M3 L1–3, 7–11, 20, 24–31 Level 4 M4 L3–4, 7–8, 14–17
2	Cause and Effect	Aligned <i>PhD Science</i> Lessons
	Cause and effect relationships are routinely identified, tested, and used to explain change.	Level 4 M1 L6–17, 21–27 Level 4 M2 L1–7, 10–14, 24–26 Level 4 M3 L6–23, 30–31 Level 4 M4 L3–13, 18–21, 25–27
	Events that occur together with regularity might or might not be a cause and effect relationship.	Level 4 M1 L19–20, 25–27
3	Scale, Proportion, and Quantity	Aligned <i>PhD Science</i> Lessons
	Natural objects and/or observable phenomena exist from the very small to the immensely large or from very short to very long time periods.	Level 4 M1 L3–5
	Standard units are used to measure and describe physical quantities such as weight, time, temperature, and volume.	Level 3 M1 L4–10 Level 3 M3 L1–3, 14–15 Level 5 M1 L3–4, 13–17, 23–26 Level 5 M3 L1–3, 10–11, 25–27
4	Systems and System Models	Aligned <i>PhD Science</i> Lessons
	A system is a group of related parts that make up a whole and can carry out functions its individual parts cannot.	Level 4 M1 L21–24 Level 4 M2 L15–23 Level 4 M4 L14–17, 26–27
	A system can be described in terms of its components and their interactions.	Level 4 M1 L1–2, 12–17 Level 4 M2 L1–11, 24–26 Level 4 M3 L7–9, 15–19, 21–23, 26–28, 30–31 Level 4 M4 L1–6, 10–13, 18–27

5	Energy and Matter	Aligned <i>PhD Science</i> Lessons
	Matter is made of particles.	Level 5 M1 L5–8, 23–26 Level 5 M2 L6–9, 14, 25–26 Level 5 M4 L3–4
	Matter flows and cycles can be tracked in terms of the weight of the substances before and after a process occurs. The total weight of the substances does not change. This is what is meant by conservation of matter. Matter is transported into, out of, and within systems.	Level 5 M2 L10–11, 25–26
	Energy can be transferred in various ways and between objects.	Level 4 M2 L1–3, 8–26 Level 4 M3 L10–19, 30–31
6	Structure and Function	Aligned <i>PhD Science</i> Lessons
	Different materials have different substructures, which can sometimes be observed.	Level 4 M3 L4–5, 20, 24–25 Level 4 M4 L7–9, 25–27
	Substructures have shapes and parts that serve functions.	Level 4 M3 L4–6, 29–31
7	Stability and Change	Aligned <i>PhD Science</i> Lessons
	Change is measured in terms of differences over time and may occur at different rates.	Level 4 M1 L3–11, 18–20, 25–27
	Some systems appear stable, but over long periods of time will eventually change.	Level 3 M1 L8–10 Level 5 M2 L24–26 Level 5 M3 L14–16


Connections to Nature of Science


Scientific Investigations Use a Variety of Methods	Aligned <i>PhD Science</i> Lessons
Science methods are determined by questions.	Level 3 M4 L1–3 Level 5 M4 L5–6
Science investigations use a variety of methods, tools, and techniques.	Level 3 M4 L15–16 Level 5 M2 L8–9
Scientific Knowledge Is Based on Empirical Evidence	Aligned <i>PhD Science</i> Lessons
Science findings are based on recognizing patterns.	Level 4 M3 L7–9
Scientists use tools and technologies to make accurate measurements and observations.	Level 5 M4 L7–8
Scientific Knowledge Is Open to Revision in Light of New Evidence	Aligned <i>PhD Science</i> Lessons
Science explanations can change based on new evidence.	Level 5 M4 L14–15
Science Models, Laws, Mechanisms, and Theories Explain Natural Phenomena	Aligned <i>PhD Science</i> Lessons
Science theories are based on a body of evidence and many tests.	Level 3 M4 L12–14
Science explanations describe the mechanisms for natural events.	Level 5 M2 L14 Level 5 M4 L1–2, 7–8, 13
Science Is a Way of Knowing	Aligned <i>PhD Science</i> Lessons
Science is both a body of knowledge and processes that add new knowledge.	Level 5 M3 L6–8
Science is a way of knowing that is used by many people.	Level 3 M3 L16–18
Scientific Knowledge Assumes an Order and Consistency in Natural Systems	Aligned <i>PhD Science</i> Lessons
Science assumes consistent patterns in natural systems.	Level 4 M1 L6–7
Basic laws of nature are the same everywhere in the universe.	Level 5 M4 L9–12, 16–17
Science Is a Human Endeavor	Aligned <i>PhD Science</i> Lessons
Men and women from all cultures and backgrounds choose careers as scientists and engineers.	Level 3 M3 L16–18
Most scientists and engineers work in teams.	Level 4 M2 L17–23
Science affects everyday life.	Level 4 M2 L1–3
Creativity and imagination are important to science.	Level 5 M3 L19–23
Science Addresses Questions About the Natural and Material World	Aligned <i>PhD Science</i> Lessons
Science findings are limited to what can be answered with empirical evidence.	Level 5 M3 L10–11 Level 5 M4 L5–8


Connections to Engineering, Technology, and Applications of Science


Interdependence of Science, Engineering, and Technology	Aligned <i>PhD Science</i> Lessons
Knowledge of relevant scientific concepts and research findings is important in engineering.	Level 4 M1 L12–17 Level 4 M4 L22–24
Science and technology support each other.	Level 3 M4 L22–27
Tools and instruments are used to answer scientific questions, while scientific discoveries lead to the development of new technologies.	Level 5 M4 L7–8
Influence of Engineering, Technology, and Science on Society and the Natural World	Aligned <i>PhD Science</i> Lessons
People’s needs and wants change over time, as do their demands for new and improved technologies.	Level 4 M1 L23–24 Level 4 M2 L17–23
Engineers improve existing technologies or develop new ones to increase their benefits, decrease known risks, and meet societal demands.	Level 4 M1 L12–17 Level 4 M2 L15–16 Level 4 M4 L14–17
When new technologies become available, they can bring about changes in the way people live and interact with one another.	Level 3 M4 L22–27

PhD Science® Correlation to Kansas College and Career Ready Standards for Science (KCCRSS): Level 5

 Green indicates that *PhD Science*® fully addresses the standard within the grade level or the 3–5 grade band.

 Blue indicates that *PhD Science* covers the standard but in a different grade band.

 Yellow indicates that *PhD Science* partially covers the standard within the grade level or the 3–5 grade band.

 Red indicates that *PhD Science* does not cover the standard.

Key: Module (M), Lesson (L)

The *PhD Science* 3–5 curriculum fully aligns with the Fifth Grade KCCRSS. A detailed analysis of alignment appears in the table below.

Fifth Grade Performance Expectations

5-PS1 Matter and Its Interactions		Aligned PhD Science Lessons
5-PS1-1	Develop a model to describe that matter is made of particles too small to be seen.	Level 5 M1 L5–10, 23–26
5-PS1-2	Measure and graph quantities to provide evidence that regardless of the type of change that occurs when heating, cooling, or mixing substances, the total weight of matter is conserved.	Level 5 M1 L9–17, 23–26
5-PS1-3	Make observations and measurements to identify materials based on their properties.	Level 5 M1 L1–4, 11–17, 23–26
5-PS1-4	Conduct an investigation to determine whether the mixing of two or more substances results in new substances.	Level 5 M1 L1–2, 13–26
5-PS2 Motion and Stability: Forces and Interactions		Aligned PhD Science Lessons
5-PS2-1	Support an argument that the gravitational force exerted by Earth on objects is directed down.	Level 5 M4 L3–4, 24–26

5-PS3 Energy		Aligned PhD Science Lessons
5-PS3-1	Use models to describe that energy in animals' food (used for body repair, growth, motion, and to maintain body warmth) was once energy from the sun.	Level 5 M2 L15–19, 24–26
5-LS1 From Molecules to Organisms: Structures and Processes		Aligned PhD Science Lessons
5-LS1-1	Support an argument that plants get the materials they need for growth chiefly from air and water.	Level 5 M2 L3–5, 24–26
5-LS2 Ecosystems: Interactions, Energy, and Dynamics		Aligned PhD Science Lessons
5-LS2-1	Develop a model to describe the movement of matter among plants, animals, decomposers, and the environment.	Level 5 M2 L1–2, 6–14, 20, 24–26
5-ESS1 Earth's Place in the Universe		Aligned PhD Science Lessons
5-ESS1-1	Support an argument that differences in the apparent brightness of the sun compared to other stars is due to their relative distances from Earth.	Level 5 M4 L18–19, 24–26
5-ESS1-2	Represent data in graphical displays to reveal patterns of daily changes in length and direction of shadows, day and night, and the seasonal appearance of some stars in the night sky.	Level 5 M4 L1–2, 5–17, 20–26
5-ESS2 Earth's Systems		Aligned PhD Science Lessons
5-ESS2-1	Develop a model using an example to describe ways the geosphere, biosphere, hydrosphere, and/or atmosphere interact.	Level 5 M3 L1–3, 6–13, 19–27
5-ESS2-2	Describe and graph the amounts and percentages of [salt] water and fresh water in various reservoirs to provide evidence about the distribution of water on Earth.	Level 5 M3 L4–5, 19–27
5-ESS3 Earth and Human Activity		Aligned PhD Science Lessons
5-ESS3-1	Obtain and combine information about ways individual communities use science ideas to protect the Earth's resources and environment.	Level 5 M3 L14–18, 24–27
3–5-ETS1 Engineering Design		Aligned PhD Science Lessons
3–5-ETS1-1	Define a simple design problem reflecting a need or a want that includes specified criteria for success and constraints on materials, time, or cost.	Level 5 M2 L21–23
3–5-ETS1-2	Generate and compare multiple possible solutions to a problem based on how well each is likely to meet the criteria and constraints of the problem.	Level 5 M3 L19–23
3–5-ETS1-3	Plan and carry out fair tests in which variables are controlled and failure points are considered to identify aspects of a model or prototype that can be improved.	Level 5 M1 L18–22

Science and Engineering Practices

1	Asking Questions and Defining Problems	Aligned <i>PhD Science</i> Lessons
	Ask questions about what would happen if a variable is changed.	Level 4 M3 L15–19
	Identify scientific (testable) and non-scientific (non-testable) questions.	Level 3 M3 L12–13 Level 3 M4 L15–16, 19–21
	Ask questions that can be investigated and predict reasonable outcomes based on patterns such as cause and effect relationships.	Level 5 M1 L1–2 Level 5 M2 L1–2 Level 5 M3 L1–3 Level 5 M4 L1–2, 13
	Use prior knowledge to describe problems that can be solved.	Level 5 M3 L19–23
	Define a simple design problem that can be solved through the development of an object, tool, process, or system and includes several criteria for success and constraints on materials, time, or cost.	Level 5 M2 L21–23
2	Developing and Using Models	Aligned <i>PhD Science</i> Lessons
	Identify limitations of models.	Level 5 M1 L5–6 Level 5 M2 L14 Level 5 M3 L6–8, 25–27
	Collaboratively develop and/or revise a model based on evidence that shows the relationships among variables for frequent and regular occurring events.	Level 5 M1 L5–6 Level 5 M2 L1–2, 6–7 Level 5 M4 L1–2, 7–8, 14–17
	Develop a model using an analogy, example, or abstract representation to describe a scientific principle or design solution.	Level 5 M1 L7–8 Level 5 M2 L20, 25–26 Level 5 M3 L6–8, 10–11, 24–27 Level 5 M4 L3–4, 24–26
	Develop and/or use models to describe and/or predict phenomena.	Level 5 M1 L1–2, 9–10, 13–14, 23–26 Level 5 M2 L1–2, 6–7, 14 Level 5 M3 L1–3, 9, 12–16, 25–27 Level 5 M4 L13, 20–26
	Develop a diagram or simple physical prototype to convey a proposed object, tool, or process.	Level 5 M3 L19–23
	Use a model to test cause and effect relationships or interactions concerning the functioning of a natural or designed system.	Level 5 M3 L12–13 Level 5 M4 L9–12

3	Planning and Carrying Out Investigations	Aligned <i>PhD Science</i> Lessons
	Plan and conduct an investigation collaboratively to produce data to serve as the basis for evidence, using fair tests in which variables are controlled and the number of trials considered.	Level 5 M1 L18–22 Level 5 M2 L3–5 Level 5 M4 L25–26
	Evaluate appropriate methods and/or tools for collecting data.	Level 5 M2 L3–5
	Make observations and/or measurements to produce data to serve as the basis for evidence for an explanation of a phenomenon or test a design solution.	Level 5 M1 L13–14, 24–26 Level 5 M3 L10–11 Level 5 M4 L18–19
	Make predictions about what would happen if a variable changes.	Level 5 M4 L5–6
	Test two different models of the same proposed object, tool, or process to determine which better meets criteria for success.	Level 4 M4 L14–17
4	Analyzing and Interpreting Data	Aligned <i>PhD Science</i> Lessons
	Represent data in tables and/or various graphical displays (bar graphs, pictographs, and/or pie charts) to reveal patterns that indicate relationships.	Level 5 M2 L3–5, 10–11 Level 5 M3 L4–5, 14–16 Level 5 M4 L14–15
	Analyze and interpret data to make sense of phenomena, using logical reasoning, mathematics, and/or computation.	Level 5 M1 L15–17, 24–26 Level 5 M2 L8–9, 12–13, 15–17, 25–26 Level 5 M3 L4–5, 25–27
	Compare and contrast data collected by different groups in order to discuss similarities and differences in their findings.	Level 5 M3 L14–16
	Analyze data to refine a problem statement or the design of a proposed object, tool, or process.	Level 4 M4 L14–17
	Use data to evaluate and refine design solutions.	Level 4 M4 L14–17

5	Using Mathematics and Computational Thinking	Aligned <i>PhD Science</i> Lessons
	Decide if qualitative or quantitative data are best to determine whether a proposed object or tool meets criteria for success.	Level 5 M4 L5–6
	Organize simple data sets to reveal patterns that suggest relationships.	Level 5 M4 L25–26
	Describe, measure, estimate, and/or graph quantities (e.g., area, volume, weight, time) to address scientific and engineering questions and problems.	Level 5 M1 L3–4, 15–17 Level 5 M3 L10–11, 24–27
	Create and/or use graphs and/or charts generated from simple algorithms to compare alternative solutions to an engineering problem.	Level 4 M4 L14–17
6	Constructing Explanations and Designing Solutions	Aligned <i>PhD Science</i> Lessons
	Construct an explanation of observed relationships (e.g., the distribution of plants in the backyard).	Level 5 M2 L12–13, 25–26 Level 5 M4 L22–26
	Use evidence (e.g., measurements, observations, patterns) to construct or support an explanation or design a solution to a problem.	Level 5 M1 L5–6, 23–26 Level 5 M2 L15–17, 24–26 Level 5 M3 L17–18, 25–27 Level 5 M4 L24–26
	Identify the evidence that supports particular points in an explanation.	Level 5 M1 L11–12, 23–26 Level 5 M2 L24–26 Level 5 M4 L20–21, 24–26
	Apply scientific ideas to solve design problems.	Level 5 M4 L9–12
	Generate and compare multiple solutions to a problem based on how well they meet the criteria and constraints of the design solution.	Level 5 M1 L18–22 Level 5 M2 L21–23 Level 5 M3 L19–23 Level 5 M4 L3–4

7	Engaging in Argument from Evidence	Aligned <i>PhD Science</i> Lessons
	Compare and refine arguments based on an evaluation of the evidence presented.	Level 3 M3 L16–18 Level 4 M3 L21–23 Level 4 M4 L7–8
	Distinguish among facts, reasoned judgment based on research findings, and speculation in an explanation.	Level 5 M4 L5–6
	Respectfully provide and receive critiques from peers about a proposed procedure, explanation, or model by citing relevant evidence and posing specific questions.	Level 5 M2 L3–5, 21–23, 25–26
	Construct and/or support an argument with evidence, data, and/or a model.	Level 5 M1 L3–4, 24–26 Level 5 M2 L3–5, 8–11, 25–26 Level 5 M3 L25–27 Level 5 M4 L13–17, 20–21, 24–26
	Use data to evaluate claims about cause and effect.	Level 5 M4 L24–26
	Make a claim about the merit of a solution to a problem by citing relevant evidence about how it meets the criteria and constraints of the problem.	Level 5 M3 L19–23
8	Obtaining, Evaluating, and Communicating Information	Aligned <i>PhD Science</i> Lessons
	Read and comprehend grade-appropriate complex texts and/or other reliable media to summarize and obtain scientific and technical ideas and describe how they are supported by evidence.	Level 5 M2 L10–11, 18–19, 25–26
	Compare and/or combine across complex texts and/or other reliable media to support the engagement in other scientific and/or engineering practices.	Level 5 M2 L6–7, 20 Level 5 M3 L25–27
	Combine information in written text with that contained in corresponding tables, diagrams, and/or charts to support the engagement in other scientific and/or engineering practices.	Level 5 M4 L18–19
	Obtain and combine information from books and/or other reliable media to explain phenomena or solutions to a design problem.	Level 5 M3 L9, 14–16, 19–27
	Communicate scientific and/or technical information orally and/or in written formats, including various forms of media as well as tables, diagrams, and charts.	Level 3 M2 L20–21 Level 4 M1 L23–24

Disciplinary Core Ideas

PS1.A	Structure and Properties of Matter	Aligned <i>PhD Science</i> Lessons
	Matter of any type can be subdivided into particles that are too small to see, but even then the matter still exists and can be detected by other means. A model showing that gases are made from matter particles that are too small to see and are moving freely around in space can explain many observations, including the inflation and shape of a balloon and the effects of air on larger particles or objects.	Level 5 M1 L5–10, 23–26
	The amount (weight) of matter is conserved when it changes form, even in transitions in which it seems to vanish.	Level 5 M1 L9–17, 23–26
	Measurements of a variety of properties can be used to identify materials.	Level 5 M1 L1–4, 11–17, 23–26
PS1.B	Chemical Reactions	Aligned <i>PhD Science</i> Lessons
	When two or more different substances are mixed, a new substance with different properties may be formed.	Level 5 M1 L1–2, 15–26
	No matter what reaction or change in properties occurs, the total weight of the substances does not change.	Level 5 M1 L9–17, 23–26
PS2.B	Types of Interactions	Aligned <i>PhD Science</i> Lessons
	The gravitational force of Earth acting on an object near Earth’s surface pulls that object toward the planet’s center.	Level 5 M4 L3–4, 24–26
PS3.D	Energy in Chemical Processes and Everyday Life	Aligned <i>PhD Science</i> Lessons
	The energy released [from] food was once energy from the sun that was captured by plants in the chemical process that forms plant matter (from air and water).	Level 5 M2 L6–7, 15–19, 24–26

LS1.C	Organization for Matter and Energy Flow in Organisms	Aligned <i>PhD Science</i> Lessons
	Food provides animals with the materials they need for body repair and growth and the energy they need to maintain body warmth and for motion.	Level 5 M2 L8–9, 15–19, 24–26
	Plants acquire their material for growth chiefly from air and water.	Level 5 M2 L3–5, 24–26
LS2.A	Interdependent Relationships in Ecosystems	Aligned <i>PhD Science</i> Lessons
	The food of almost any kind of animal can be traced back to plants. Organisms are related in food webs in which some animals eat plants for food and other animals eat the animals that eat plants. Some organisms, such as fungi and bacteria, break down dead organisms (both plants or plants’ parts and animals) and therefore operate as “decomposers.” Decomposition eventually restores (recycles) some materials back to the soil. Organisms can survive only in environments in which their particular needs are met. A healthy ecosystem is one in which multiple species of different types are each able to meet their needs in a relatively stable web of life. Newly introduced species can damage the balance of an ecosystem.	Level 5 M2 L1–2, 8–14, 20, 24–26
LS2.B	Cycles of Matter and Energy Transfer in Ecosystems	Aligned <i>PhD Science</i> Lessons
	Matter cycles between the air and soil and among plants, animals, and microbes as these organisms live and die. Organisms obtain gases, and water, from the environment and release waste matter (gas, liquid, or solid) back into the environment.	Level 5 M2 L6–7, 10–14, 24–26

ESS1.A	The Universe and Its Stars	Aligned <i>PhD Science</i> Lessons
	The sun is a star that appears larger and brighter than other stars because it is closer. Stars range greatly in their distance from Earth.	Level 5 M4 L18–19, 24–26
ESS1.B	Earth and the Solar System	Aligned <i>PhD Science</i> Lessons
	The orbits of Earth around the sun and of the moon around Earth, together with the rotation of Earth about an axis between its North and South poles, cause observable patterns. These include day and night; daily changes in the length and direction of shadows; and different positions of the sun, moon, and stars at different times of the day, month, and year.	Level 5 M4 L1–2, 5–17, 20–26
ESS2.A	Earth Materials and Systems	Aligned <i>PhD Science</i> Lessons
	Earth’s major systems are the geosphere (solid and molten rock, soil, and sediments), the hydrosphere (water and ice), the atmosphere (air), and the biosphere (living things, including humans). These systems interact in multiple ways to affect Earth’s surface materials and processes. The ocean supports a variety of ecosystems and organisms, shapes landforms, and influences climate. Winds and clouds in the atmosphere interact with the landforms to determine patterns of weather.	Level 5 M3 L1–13, 24–27
ESS2.C	The Roles of Water in Earth’s Surface Processes	Aligned <i>PhD Science</i> Lessons
	Nearly all of Earth’s available water is in the ocean. Most fresh water is in glaciers or underground; only a tiny fraction is in streams, lakes, wetlands, and the atmosphere.	Level 5 M3 L4–5, 24–27
ESS3.C	Human Impacts on Earth Systems	Aligned <i>PhD Science</i> Lessons
	Human activities in agriculture, industry, and everyday life have had major effects on the land, vegetation, streams, ocean, air, and even outer space. But individuals and communities are doing things to help protect Earth’s resources and environments.	Level 5 M3 L14–27

ETS1.A	Defining and Delimiting Engineering Problems	Aligned <i>PhD Science</i> Lessons
	Possible solutions to a problem are limited by available materials and resources (constraints). The success of a designed solution is determined by considering the desired features of a solution (criteria). Different proposals for solutions can be compared on the basis of how well each one meets the specified criteria for success or how well each takes the constraints into account.	Level 5 M2 L21–23
ETS1.B	Developing Possible Solutions	Aligned <i>PhD Science</i> Lessons
	Research on a problem should be carried out before beginning to design a solution. Testing a solution involves investigating how well it performs under a range of likely conditions.	Level 5 M3 L19–23
	At whatever stage, communicating with peers about proposed solutions is an important part of the design process, and shared ideas can lead to improved designs.	Level 5 M2 L21–23 Level 5 M3 L19–23
	Tests are often designed to identify failure points or difficulties, which suggest the elements of the design that need to be improved.	Level 5 M1 L18–22
ETS1.C	Optimizing the Design Solution	Aligned <i>PhD Science</i> Lessons
	Different solutions need to be tested in order to determine which of them best solves the problem, given the criteria and the constraints.	Level 5 M1 L18–22

Crosscutting Concepts

1	Patterns	Aligned <i>PhD Science</i> Lessons
	Similarities and differences in patterns can be used to sort, classify, communicate, and analyze simple rates of change for natural phenomena and designed products.	Level 5 M4 L5–6, 13–17, 22–23
	Patterns of change can be used to make predictions.	Level 5 M4 L9–12, 20–21, 24–26
	Patterns can be used as evidence to support an explanation.	Level 5 M1 L7–8 Level 5 M2 L1–5, 8–9, 15–17, 25–26 Level 5 M3 L6–9 Level 5 M4 L1–4, 7–8, 24–26
2	Cause and Effect	Aligned <i>PhD Science</i> Lessons
	Cause and effect relationships are routinely identified, tested, and used to explain change.	Level 5 M1 L1–2, 5–6, 9–10, 18–22, 24–26 Level 5 M2 L3–7, 12–13, 18–19, 21–23, 25–26 Level 5 M3 L6–8, 12–13, 17–18, 25–27 Level 5 M4 L5–6, 24–26
	Events that occur together with regularity might or might not be a cause and effect relationship.	Level 5 M2 L20 Level 5 M3 L14–16
3	Scale, Proportion, and Quantity	Aligned <i>PhD Science</i> Lessons
	Natural objects and/or observable phenomena exist from the very small to the immensely large or from very short to very long time periods.	Level 5 M1 L23–26 Level 5 M2 L10–11 Level 5 M3 L4–5, 24–27 Level 5 M4 L18–19, 24–26
	Standard units are used to measure and describe physical quantities such as weight, time, temperature, and volume.	Level 5 M1 L3–4, 13–17, 23–26 Level 5 M3 L1–3, 10–11, 25–27
4	Systems and System Models	Aligned <i>PhD Science</i> Lessons
	A system is a group of related parts that make up a whole and can carry out functions its individual parts cannot.	Level 5 M2 L14, 18–19, 24–26 Level 5 M3 L6–8
	A system can be described in terms of its components and their interactions.	Level 5 M1 L3–4, 15–17 Level 5 M2 L1–2, 6–11, 24–26 Level 5 M3 L1–9, 12–13, 19–27 Level 5 M4 L1–2, 7–26

5	Energy and Matter	Aligned <i>PhD Science</i> Lessons
	Matter is made of particles.	Level 5 M1 L5–8, 23–26 Level 5 M2 L6–9, 14, 25–26 Level 5 M4 L3–4
	Matter flows and cycles can be tracked in terms of the weight of the substances before and after a process occurs. The total weight of the substances does not change. This is what is meant by conservation of matter. Matter is transported into, out of, and within systems.	Level 5 M2 L10–11, 25–26
	Energy can be transferred in various ways and between objects.	Level 5 M1 L13–14 Level 5 M2 L15–19, 24–26 Level 5 M3 L10–11
6	Structure and Function	Aligned <i>PhD Science</i> Lessons
	Different materials have different substructures, which can sometimes be observed.	Level 3 M2 L1–3 Level 4 M3 L4–5, 20, 24–25 Level 4 M4 L7–9, 25–27
	Substructures have shapes and parts that serve functions.	Level 3 M2 L9–12 Level 3 M3 L4–6, 21–28 Level 4 M3 L4–6, 29–31
7	Stability and Change	Aligned <i>PhD Science</i> Lessons
	Change is measured in terms of differences over time and may occur at different rates.	Level 5 M1 L1–2, 9–12, 18–26 Level 5 M2 L12–13, 20, 25–26 Level 5 M3 L17–18 Level 5 M4 L5–6, 9–12, 24–26
	Some systems appear stable, but over long periods of time will eventually change.	Level 5 M2 L24–26 Level 5 M3 L14–16

Connections to Nature of Science

Scientific Investigations Use a Variety of Methods	Aligned <i>PhD Science</i> Lessons
Science methods are determined by questions.	Level 5 M4 L5–6
Science investigations use a variety of methods, tools, and techniques.	Level 5 M2 L8–9
Scientific Knowledge Is Based on Empirical Evidence	Aligned <i>PhD Science</i> Lessons
Science findings are based on recognizing patterns.	Level 5 M4 L14–15
Scientists use tools and technologies to make accurate measurements and observations.	Level 5 M4 L7–8
Scientific Knowledge Is Open to Revision in Light of New Evidence	Aligned <i>PhD Science</i> Lessons
Science explanations can change based on new evidence.	Level 5 M4 L14–15
Science Models, Laws, Mechanisms, and Theories Explain Natural Phenomena	Aligned <i>PhD Science</i> Lessons
Science theories are based on a body of evidence and many tests.	Level 3 M4 L12–14
Science explanations describe the mechanisms for natural events.	Level 5 M2 L14 Level 5 M4 L1–2, 7–8, 13
Science Is a Way of Knowing	Aligned <i>PhD Science</i> Lessons
Science is both a body of knowledge and processes that add new knowledge.	Level 5 M3 L6–8
Science is a way of knowing that is used by many people.	Level 3 M3 L16–18
Scientific Knowledge Assumes an Order and Consistency in Natural Systems	Aligned <i>PhD Science</i> Lessons
Science assumes consistent patterns in natural systems.	Level 5 M1 L7–8
Basic laws of nature are the same everywhere in the universe.	Level 5 M4 L9–12, 16–17
Science Is a Human Endeavor	Aligned <i>PhD Science</i> Lessons
Men and women from all cultures and backgrounds choose careers as scientists and engineers.	Level 3 M3 L16–18
Most scientists and engineers work in teams.	Level 3 M3 L12–13 Level 4 M2 L17–23
Science affects everyday life.	Level 3 M1 L21–26 Level 4 M2 L1–3
Creativity and imagination are important to science.	Level 5 M3 L19–23
Science Addresses Questions About the Natural and Material World	Aligned <i>PhD Science</i> Lessons
Science findings are limited to what can be answered with empirical evidence.	Level 5 M3 L10–11 Level 5 M4 L5–8

Connections to Engineering, Technology, and Applications of Science

Interdependence of Science, Engineering, and Technology	Aligned <i>PhD Science</i> Lessons
Science and technology support each other.	Level 3 M4 L22–27
Tools and instruments are used to answer scientific questions, while scientific discoveries lead to the development of new technologies.	Level 5 M4 L7–8
Influence of Engineering, Technology, and Science on Society and the Natural World	Aligned <i>PhD Science</i> Lessons
People’s needs and wants change over time, as do their demands for new and improved technologies.	Level 5 M2 L21–23
Engineers improve existing technologies or develop new ones to increase their benefits, decrease known risks, and meet societal demands.	Level 5 M2 L21–23 Level 5 M3 L19–23
When new technologies become available, they can bring about changes in the way people live and interact with one another.	Level 3 M4 L22–27