

***PhD Science*® K–5 Curriculum Correlation to Louisiana Student Standards for Science**

Contents


K–2 Grade Band


Level K	1
Level 1	10
Level 2	19

3–5 Grade Band


Level 3	29
Level 4	43
Level 5	54

PhD Science® K–2 Curriculum Correlation to Louisiana Student Standards for Science: Level K

 Green indicates that *PhD Science*® fully addresses the standard within the grade level or the K–2 grade band.

 Blue indicates that *PhD Science* covers the standard but in a different grade band.

 Yellow indicates that *PhD Science* partially covers the standard within the grade level or grade band.

 Red indicates that *PhD Science* does not cover the standard within the grade level or grade band.

Key: Module (M), Lesson (L)

The *PhD Science* K–2 curriculum fully aligns with the Kindergarten Louisiana Student Standards for Science. A detailed analysis of alignment appears in the table below.

Kindergarten Performance Expectations

Motion and Stability: Forces and Interactions		Aligned PhD Science Lessons
K-PS2-1	Plan and conduct an investigation to compare the effects of different strengths or different directions of pushes and pulls on the motion of an object.	Level K M2 L1–23
K-PS2-2	Analyze data to determine if a design solution works as intended to change the speed or direction of an object with a push or a pull.	Level K M2 L17–23

Energy		Aligned PhD Science Lessons
K-PS3-1	Make observations to determine the effect of sunlight on Earth’s surface.	Level K M1 L8–11, 28–30
K-PS3-2	Use tools and materials to design and build a structure that will reduce the warming effect of sunlight on an area.	Level K M1 L12–16, 28–30

From Molecules to Organisms: Structures and Processes		Aligned <i>PhD Science</i> Lessons
K-LS-1-1	Use observations to describe patterns of what plants and animals (including humans) need to survive.	Level K M3 L4–16, 19–22, 27–29

Earth's Systems		Aligned <i>PhD Science</i> Lessons
K-ESS2-1	Use and share observations of local weather conditions to describe patterns over time.	Level K M1 L1–11, 17–24, 28–30 Level K M4 L25
K-ESS2-2	Construct an argument supported by evidence for how plants and animals (including humans) can change the environment to meet their needs.	Level K M4 L1–10, 14–16, 26–28

Earth and Human Activity		Aligned <i>PhD Science</i> Lessons
K-ESS3-1	Use a model to represent the relationship between the needs of different plants or animals (including humans) and the places they live.	Level K M3 L1–3, 9–29 Level K M4 L1–2, 8–9, 11–13
K-ESS3-2	Ask questions to obtain information about the purpose of weather forecasting to prepare for and respond to severe weather.	Level K M1 L22–30
K-ESS3-3	Communicate solutions that will reduce the impact of humans on the land, water, air, and/or other living things in the local environment.	Level K M4 L14–24, 26–28

Science and Engineering Practices

1	Asking Questions and Defining Problems	Aligned <i>PhD Science</i> Lessons
	Ask questions based on observations to find more information about the natural and/or designed world(s).	Level K M1 L1–3, 22–26 Level K M2 L1–3, 9 Level K M3 L1–3, 14–16, 27–29
	Ask and/or identify questions that can be answered by an investigation.	Level K M1 L8–9 Level K M3 L4–8, 22
	Define a simple problem that can be solved through the development of a new or improved object or tool.	Level K M1 L4–7, 12–16

2	Developing and Using Models	Aligned <i>PhD Science</i> Lessons
	Distinguish between a model and the actual object, process, and/or events the model represents.	Level K M1 L1–2, 12–16 Level K M2 L1–3, 10–12
	Compare models to identify common features and differences.	Level 1 M1 L11–15 Level 1 M2 L1–3 Level 2 M4 L1–6, 20–21, 23–25
	Develop and/or use a model to represent amounts, relationships, relative scales (bigger, smaller), and/or patterns in the natural and designed world(s).	Level K M3 L1–3, 9–12, 19–20 Level K M4 L1–9, 11–16
	Develop a simple model based on evidence to represent a proposed object or tool.	Level K M1 L12–16
3	Planning and Carrying Out Investigations	Aligned <i>PhD Science</i> Lessons
	With guidance, plan and conduct an investigation in collaboration with peers.	Level K M2 L7–8, 10–15 Level K M3 L4–8
	Plan and conduct an investigation collaboratively to produce data to serve as the basis for evidence to answer a question.	Level 1 M1 L19–20 Level 1 M2 L15–18 Level 2 M2 L8–12 Level 2 M3 L3–7 Level 2 M4 L17–19
	Evaluate different ways of observing and/or measuring a phenomenon to determine which way can answer a question.	Level K M4 L3–5
	Make observations and/or measurements to collect data that can be used to make comparisons.	Level K M1 L4–7, 10–11, 17–24, 27–30 Level K M2 L7–8, 16–23 Level K M3 L21
	Make observations (firsthand or from media) and/or measurements of a proposed object or tool or solution to determine if it solves a problem or meets a goal.	Level K M1 L4–7, 12–20 Level K M2 L17–20
	Make predictions based on prior experiences.	Level K M2 L13–15 Level K M3 L4–8

4	Analyzing and Interpreting Data	Aligned <i>PhD Science</i> Lessons
	Record information (observations, thoughts, and ideas).	Level K M1 L4–7, 22–24 Level K M2 L4–6, 21–23 Level K M3 L1–3, 9–16 Level K M4 L14–16
	Use and share pictures, drawings, and/or writings of observations.	Level K M2 L7–8 Level K M4 L1–2, 6–7, 10, 14–17, 20–24, 26–28
	Use observations to describe patterns and/or relationships in the natural and designed world(s) in order to answer scientific questions and solve problems.	Level K M3 L4–8, 14–20, 22–26 Level K M4 L25
	Compare predictions (based on prior experiences) to what occurred (observable events).	Level K M4 L14–16
	Analyze data from tests of an object or tool to determine if it works as intended.	Level K M4 L20–24
5	Using Mathematics and Computational Thinking	Aligned <i>PhD Science</i> Lessons
	Decide when to use qualitative vs. quantitative data.	Level K M2 L17–20
	Use counting and numbers to identify and describe patterns in the natural and designed world(s).	Level K M1 L17–21, 25–30 Level K M2 L17–20
	Describe, measure, and/or compare quantitative attributes of different objects and display the data using simple graphs.	Level 2 M1 L20–22 Level 2 M3 L8–11, 23–29 Level 2 M4 L17–19
	Use quantitative data to compare two alternative solutions to a problem.	Level 1 M3 L21–25
6	Constructing Explanations and Designing Solutions	Aligned <i>PhD Science</i> Lessons
	Make observations to construct an evidence-based account for natural phenomena.	Level K M3 L4–16, 23–29
	Use tools and/or materials to design and/or build a device that solves a specific problem or a solution to a specific problem.	Level K M2 L17–20
	Generate and/or compare multiple solutions to a problem.	Level 1 M3 L21–25 Level 2 M2 L8–12, 14–17

7	Engaging in Argument from Evidence	Aligned <i>PhD Science</i> Lessons
	Identify arguments that are supported by evidence.	Level K M3 L17–18
	Distinguish between explanations that account for all gathered evidence and those that do not.	Level 1 M3 L4–6 Level 1 M4 L14–18
	Analyze why some evidence is relevant to a scientific question and some is not.	Level K M4 L25
	Distinguish between opinions and evidence in one’s own explanations.	Level K M3 L17–18
	Listen actively to arguments to indicate agreement or disagreement based on evidence and/or to retell the main points of the argument.	Level K M3 L17–20 Level K M4 L3–5, 11–13
	Construct an argument with evidence to support a claim.	Level K M3 L17–21, 27–29
	Make a claim about the effectiveness of an object, tool, or solution that is supported by relevant evidence.	Level 1 M3 L8–9, 18–20 Level 2 M3 L14–18, 21–22

8	Obtaining, Evaluating, and Communicating Information	Aligned <i>PhD Science</i> Lessons
	Read grade-appropriate texts and/or use media to obtain scientific and/or technical information to determine patterns in and/or evidence about the natural and designed world(s).	Level K M4 L1–2, 6–10, 14–16, 18–19
	Describe how specific images (e.g., a diagram showing how a machine works) support a scientific or engineering idea.	Level 1 M4 L14–18, 23–25 Level 2 M3 L14–18
	Obtain information using various texts, text features (e.g., headings, tables of contents, glossaries, electronic menus, icons), and other media that will be useful in answering a scientific question and/or supporting a scientific claim.	Level K M3 L23–26
	Communicate information or design ideas and/or solutions with others in oral and/or written forms using models, drawings, writing, or numbers that provide detail about scientific ideas, practices, and/or design ideas.	Level K M1 L12–16, 28–30 Level K M2 L21–23 Level K M3 L27–29 Level K M4 L20–24, 26–28

Disciplinary Core Ideas

Physical Science—Motion and Stability: Forces and Interactions (PS2)

PS2A: Forces and Motion		Aligned <i>PhD Science</i> Lessons
LE.PS2A.a	Pushes and pulls can have different strengths and directions.	Level K M2 L7–23
LE.PS2A.b	Pushing or pulling on an object can change the speed or direction of its motion and can start or stop it.	Level K M2 L1–23
PS2B: Types of Interactions		Aligned <i>PhD Science</i> Lessons
LE.PS2B.a	When objects touch or collide, they push on one another and can change motion.	Level K M2 L13–23

Physical Science—Energy (PS3)

PS3B: Conservation of Energy and Energy Transfer		Aligned <i>PhD Science</i> Lessons
LE.PS3B.a	Sunlight warms Earth’s surface.	Level K M1 L8–16, 28–30
PS3C: Relationship Between Energy and Forces		Aligned <i>PhD Science</i> Lessons
LE.PS3C.a	A bigger push or pull makes things speed up or slow down more quickly.	Level K M2 L7–9, 21–23

Life Science—From Molecules to Organisms: Structures and Processes (LS1)

LS1C: Organization for Matter and Energy Flow in Organisms		Aligned <i>PhD Science</i> Lessons
LE.LS1C.a	All animals need food in order to live and grow. Animals obtain their food from plants or from other animals. Plants need water and light to live and grow.	Level K M3 L4–16, 19–20, 22, 27–29

Earth and Space Science—Earth’s Systems (ESS2)

ESS2D: Weather and Climate		Aligned <i>PhD Science</i> Lessons
LE.ESS2D.a	Weather is the combination of sunlight, wind, snow or rain, and temperature in a particular region at a particular time. People measure these conditions to describe and record the weather and to notice patterns over time.	Level K M1 L1–11, 17–24, 28–30 Level K M4 L25
ESS2E: Biogeology		Aligned <i>PhD Science</i> Lessons
LE.ESS2E.a	Plants and animals can change their environment.	Level K M4 L1–10, 14–16, 26–28

Earth and Space Science—Human Sustainability (ESS3)

ESS3A: Natural Resources		Aligned <i>PhD Science</i> Lessons
LE.ESS3A.a	Living things need water, air, and resources from the land, and they live in places that have the things they need. Humans use natural resources for everything they do.	Level K M3 L1–3, 9–29 Level K M4 L1–5, 8–9, 11–16
ESS3B: Natural Hazards		Aligned <i>PhD Science</i> Lessons
LE.ESS3B.a	Some kinds of severe weather are more likely than others in a given region. Weather scientists forecast severe weather so that communities can prepare for and respond to these events.	Level K M1 L17–20, 22–30
ESS3C: Human Impacts on Earth Systems		Aligned <i>PhD Science</i> Lessons
LE.ESS3C.a	Things that people do to live comfortably can affect the world around them. But they can make choices that reduce their impacts on the land, water, air, and other living things.	Level K M4 L11–24, 26–28

Engineering, Technology and Application of Science—Engineering Design (ETS1)


ETS1A: Defining and Delimiting Engineering Problems		Aligned <i>PhD Science</i> Lessons
LE.ETS1A.a	A situation that people want to change or create can be approached as a problem to be solved through engineering. Such problems may have many acceptable solutions.	Level K M1 L4–7, 12–16 Level K M2 L17–20
ETS1B: Developing Possible Solutions		Aligned <i>PhD Science</i> Lessons
LE.ETS1B.a	Designs can be conveyed through sketches, drawings, or physical models. These representations are useful in communicating ideas for a problem’s solution(s) to other people.	Level K M2 L17–20 Level K M4 L20–24


Crosscutting Concepts

1	Patterns	Aligned <i>PhD Science</i> Lessons
	Patterns in the natural and human designed world can be observed, used to describe phenomena, and used as evidence.	Level K M1 L17–30 Level K M2 L1–6, 17–20 Level K M3 L4–8, 14–20, 22, 26–29 Level K M4 L3–5
2	Cause and Effect	Aligned <i>PhD Science</i> Lessons
	Events have causes that generate observable patterns.	Level K M2 L4–16, 21–23 Level K M4 L3–5, 10, 14–19, 26–28
	Simple tests can be designed to gather evidence to support or refute student ideas about causes.	Level K M2 L10–12, 17–20
3	Scale, Proportion, and Quantity	Aligned <i>PhD Science</i> Lessons
	Relative scales allow objects and events to be compared and described (e.g., bigger and smaller, hotter and colder, heavier and lighter, faster and slower).	Level K M1 L1–7, 10–24, 28–30 Level K M2 L7–9, 13–15, 21–23 Level K M3 L1–3 Level K M4 L25
	Standard units are used to measure length.	Level 2 M3 L3–6, 14–18, 25–29
4	Systems and System Models	Aligned <i>PhD Science</i> Lessons
	Objects and organisms can be described in terms of their parts.	Level 2 M1 L1–7, 12–13, 20–23, 29–31 Level 2 M2 L3–4, 7 Level 2 M3 L8–13, 19–24
	Systems in the natural and designed world have parts that work together.	Level K M3 L1–3, 9–13, 19–21, 23–25, 27–29 Level K M4 L1–9, 11–16


5	Energy and Matter	Aligned <i>PhD Science</i> Lessons
	Objects may break into smaller pieces, be put together into larger pieces, or change shapes.	Level 2 M1 L10–11, 29–31 Level 2 M2 L3–4, 8–13, 22–24
6	Structure and Function	Aligned <i>PhD Science</i> Lessons
	The shape and stability of structures of natural and designed objects are related to their function(s).	Level K M1 L10–16 Level K M4 L20–24
7	Stability and Change	Aligned <i>PhD Science</i> Lessons
	Some things stay the same while other things change.	Level K M1 L8–9, 17–21
	Things may change slowly or rapidly.	Level K M4 L14–16

PhD Science® K–2 Curriculum Correlation to Louisiana Student Standards for Science: Level 1

 Green indicates that *PhD Science*® fully addresses the standard within the grade level or the K–2 grade band.

 Blue indicates that *PhD Science* covers the standard but in a different grade band.

 Yellow indicates that *PhD Science* partially covers the standard within the grade level or grade band.

 Red indicates that *PhD Science* does not cover the standard within the grade level or grade band.

Key: Module (M), Lesson (L)

The *PhD Science* K–2 curriculum fully aligns with the Grade 1 Louisiana Student Standards for Science. A detailed analysis of alignment appears in the table below.

Grade 1 Performance Expectations

Waves and Their Applications		Aligned PhD Science Lessons
1-PS4-1	Plan and conduct investigations to provide evidence that vibrating materials can make sound and that sound can make materials vibrate.	Level 1 M3 L1–17, 26–29
1-PS4-2	Make observations to construct an evidence-based account that objects can be seen only when illuminated.	Level 1 M2 L1–9, 21–23
1-PS4-3	Plan and conduct an investigation to determine the effect of placing objects made with different materials in the path of a beam of light.	Level 1 M2 L1–3, 10–23
1-PS4-4	Use tools and materials to design and build a device that uses light or sound to solve the problem of communicating over a distance.	Level 1 M3 L18–29

From Molecules to Organisms: Structures and Processes		Aligned PhD Science Lessons
1-LS1-1	Use tools and materials to design a solution to a human problem by mimicking how plants and/or animals use their external parts to help them survive, grow, and meet their needs.	Level 1 M1 L1–21, 27–29
1-LS1-2	Read grade-appropriate texts and use media to determine patterns in behavior of parents and offspring that help offspring survive.	Level 1 M1 L24–29

Heredity: Inheritance and Variation of Traits		Aligned PhD Science Lessons
1-LS3-1	Make observations to construct an evidence-based account that young plants and animals are similar [to], but not exactly like, their parents.	Level 1 M1 L22–23, 26–29

Earth’s Place in the Universe		Aligned PhD Science Lessons
1-ESS1-1	Use observations of the sun, moon, and stars to describe patterns that can be predicted.	Level 1 M4 L1–8, 14–25
1-ESS1-2	Make observations at different times of year to relate the amount of daylight to the time of year.	Level 1 M4 L9–13, 23–25

Science and Engineering Practices

1	Asking Questions and Defining Problems	Aligned <i>PhD Science</i> Lessons
	Ask questions based on observations to find more information about the natural and/or designed world(s).	Level 1 M1 L1–3 Level 1 M2 L1–3 Level 1 M3 L1–3 Level 1 M4 L1–3, 14–16
	Ask and/or identify questions that can be answered by an investigation.	Level K M1 L8–9 Level K M3 L4–8, 22 Level 2 M3 L3–6
	Define a simple problem that can be solved through the development of a new or improved object or tool.	Level 1 M1 L11–15

2	Developing and Using Models	Aligned <i>PhD Science</i> Lessons
	Distinguish between a model and the actual object, process, and/or events the model represents.	Level 1 M1 L4–9, 18 Level 1 M3 L14
	Compare models to identify common features and differences.	Level 1 M1 L11–15 Level 1 M2 L1–3
	Develop and/or use a model to represent amounts, relationships, relative scales (bigger, smaller), and/or patterns in the natural and designed world(s).	Level 1 M1 L1–8 Level 1 M2 L1–7, 10–23 Level 1 M3 L7, 11–13 Level 1 M4 L1–3, 7–8
	Develop a simple model based on evidence to represent a proposed object or tool.	Level 1 M1 L11–15
3	Planning and Carrying Out Investigations	Aligned <i>PhD Science</i> Lessons
	Plan and conduct an investigation collaboratively to produce data to serve as the basis for evidence to answer a question.	Level 1 M1 L19–20 Level 1 M2 L15–18
	Evaluate different ways of observing and/or measuring a phenomenon to determine which way can answer a question.	Level K M4 L3–5
	Make observations to collect data that can be used to make comparisons.	Level 1 M2 L4–12, 15–18, 20–23 Level 1 M3 L1–7, 11–13, 18–19 Level 1 M4 L4–6, 14–16, 19–21
	Make observations and/or measurements of a proposed object, tool, or solution to determine if it solves a problem or meets a goal.	Level 1 M3 L8–9, 20–25
	Make predictions based on prior experiences.	Level 1 M3 L11–13, 15–17, 26–29 Level 1 M4 L1–3

4	Analyzing and Interpreting Data	Aligned PhD Science Lessons
	Record information (observations, thoughts, and ideas).	Level 1 M1 L10
	Use and share pictures, drawings, and/or writings of observations.	Level K M2 L7–8 Level K M4 L1–2, 6–7, 10, 14–17, 20–24, 26–28
	Use observations to describe patterns and/or relationships in the natural and designed world(s) in order to answer scientific questions and solve problems.	Level 1 M1 L16–21, 27–29 Level 1 M2 L1–9 Level 1 M3 L10 Level 1 M4 L4–6, 9–13
	Compare predictions (based on prior experiences) to what occurred (observable events).	Level 1 M3 L11–13, 15–16, 26–29
	Analyze data from tests of an object or tool to determine if it works as intended.	Level 1 M3 L8–9
5	Using Mathematics and Computational Thinking	Aligned PhD Science Lessons
	Decide when to use qualitative vs. quantitative data.	Level 1 M2 L15–18
	Use counting and numbers to identify and describe patterns in the natural and designed world(s).	Level K M1 L17–21, 25–30 Level K M2 L17–20 Level 2 M4 L7–8, 20–22
	Describe, measure, and/or compare quantitative attributes of different objects and display the data using simple graphs.	Level 2 M1 L20–22 Level 2 M3 L8–11, 23–29 Level 2 M4 L17–19
	Use quantitative data to compare two alternative solutions to a problem.	Level 1 M3 L21–25
6	Constructing Explanations and Designing Solutions	Aligned PhD Science Lessons
	Make observations (firsthand or from media) to construct an evidence-based account for natural phenomena.	Level 1 M1 L7–8, 16–17, 22–23, 26–29 Level 1 M2 L4–7, 21–23 Level 1 M3 L4–6, 14, 26–29
	Use tools and/or materials to design and/or build a device that solves a specific problem or a solution to a specific problem.	Level 1 M1 L11–15
	Generate and/or compare multiple solutions to a problem.	Level 1 M3 L21–25

7	Engaging in Argument from Evidence	Aligned <i>PhD Science</i> Lessons
	Identify arguments that are supported by evidence.	Level 1 M4 L4–8, 23–25
	Distinguish between explanations that account for all gathered evidence and those that do not.	Level 1 M3 L4–6 Level 1 M4 L14–18
	Analyze why some evidence is relevant to a scientific question and some is not.	Level 1 M4 L19–22
	Distinguish between opinions and evidence in one’s own explanations.	Level 1 M4 L9–13
	Listen actively to arguments to indicate agreement or disagreement based on evidence, and/or to retell the main points of the argument.	Level K M3 L17–20 Level K M4 L3–5, 11–13 Level 2 M2 L20 Level 2 M4 L4–6, 9–13, 23–25
	Construct an argument with evidence to support a claim.	Level 1 M4 L9–13, 19–21
	Make a claim about the effectiveness of an object, tool, or solution that is supported by relevant evidence.	Level 1 M3 L8–9, 18–20

8	Obtaining, Evaluating, and Communicating Information	Aligned <i>PhD Science</i> Lessons
	Read grade-appropriate texts and/or use media to obtain scientific and/or technical information to determine patterns in and/or evidence about the natural and designed world(s).	Level 1 M1 L24–25 Level 1 M3 L18–19 Level 1 M4 L9–13
	Describe how specific images (e.g., a diagram showing how a machine works) support a scientific or engineering idea.	Level 1 M4 L14–18, 23–25
	Obtain information using various texts, text features (e.g., headings, tables of contents, glossaries, electronic menus, icons), and other media that will be useful in answering a scientific question and/or supporting a scientific claim.	Level K M3 L23–26 Level 2 M2 L5–6, 18–19 Level 2 M4 L4–9, 11–16, 23–25
	Communicate information or design ideas and/or solutions with others in oral and/or written forms using models, drawings, writing, or numbers that provide detail about scientific ideas, practices, and/or design ideas.	Level 1 M1 L27–29 Level 1 M2 L21–23 Level 1 M3 L26–29 Level 1 M4 L23–25

Disciplinary Core Ideas

Physical Science—Waves and their Applications (PS4)

LE.PS4A: Wave Properties		Aligned <i>PhD Science</i> Lessons
LE.PS4A.a	Sound can make matter vibrate, and vibrating matter can make sound.	Level 1 M3 L1–17, 26–29
LE.PS4B: Electromagnetic Radiation		Aligned <i>PhD Science</i> Lessons
LE.PS4B.a	Objects can be seen if light is available to illuminate them or if they give off their own light. Some objects give off their own light.	Level 1 M2 L1–9, 21–23
LE.PS4B.b	Some materials allow light to pass through them, others allow only some light through, and others block all the light and create a dark shadow on any surface beyond them, where the light cannot reach. Mirrors can be used to redirect a light beam.	Level 1 M2 L1–3, 10–23
LE.PS4C: Information Technologies and Instrumentation		Aligned <i>PhD Science</i> Lessons
LE.PS4C.a	People also use a variety of devices to communicate (send and receive information) over long distances.	Level 1 M3 L18–29

Life Science—From Molecules to Organisms: Structures and Processes (LS1)

LS1A: Structure and Function		Aligned <i>PhD Science</i> Lessons
LE.LS1A.a	All organisms have external parts. Different animals use their body parts in different ways to see, hear, grasp objects, protect themselves, move from place to place, and seek, find, and take in food, water, and air. Plants also have different parts (roots, stems, leaves, flowers, fruits) that help them survive and grow.	Level 1 M1 L1–15, 27–29
LS1B: Growth and Development of Organisms		Aligned <i>PhD Science</i> Lessons
LE.LS1B.a	Adult plants and animals can have offspring. In many kinds of animals, parents and the offspring themselves engage in behaviors that help the offspring to survive.	Level 1 M1 L24–29
LS1D: Information Processing		Aligned <i>PhD Science</i> Lessons
LE.LS1D.a	Animals have body parts that capture and convey different kinds of information needed for growth and survival. Animals respond to these inputs with behaviors that help them survive. Plants also respond to some external inputs.	Level 1 M1 L16–21, 27–29

Life Science—Heredity: Inheritance and Variation of Traits (LS3)

LS3A: Inheritance of Traits		Aligned <i>PhD Science</i> Lessons
LE.LS3A.a	Young animals are very much, but not exactly, like their parents. Plants also are very much, but not exactly, like their parents.	Level 1 M1 L22–23, 26–29
LS3B: Variation of Traits		Aligned <i>PhD Science</i> Lessons
LE.LS3B.a	Individuals of the same kind of plant or animal are recognizable as similar but can also vary in many ways.	Level 1 M1 L22–23, 27–29

Earth and Space Science—Earth’s Place in the Universe (ESS1)

ESS1A: The Universe and Its Stars		Aligned <i>PhD Science</i> Lessons
LE.ESS1A.a	Patterns of the motion of the sun, moon, and stars in the sky can be observed, described, and predicted.	Level 1 M4 L1–8, 14–25
ESS1B: Earth and the Solar System		Aligned <i>PhD Science</i> Lessons
LE.ESS1B.a	Seasonal patterns of sunrise and sunset can be observed, described, and predicted.	Level 1 M4 L9–13, 23–25

Engineering, Technology and Application of Science—Engineering Design (ETS1)


ETS1A: Defining and Delimiting Engineering Problems		Aligned <i>PhD Science</i> Lessons
LE.ETS1A.a	A situation that people want to change or create can be approached as a problem to be solved through engineering.	Level 1 M1 L11–15
ETS1B: Developing Possible Solutions		Aligned <i>PhD Science</i> Lessons
LE.ETS1B.a	Designs can be conveyed through sketches, drawings, or physical models. These representations are useful in communicating ideas for solutions to a problem.	Level 1 M3 L21–25
ETS1C: Optimizing the Design Solution		Aligned <i>PhD Science</i> Lessons
LE.ETS1C.a	Because there is always more than one possible solution to a problem, it is useful to compare and test designs.	Level 1 M3 L21–25


Crosscutting Concepts

1	Patterns	Aligned <i>PhD Science</i> Lessons
	Patterns in the natural and human designed world can be observed, used to describe phenomena, and used as evidence.	Level 1 M1 L1–6, 16–29 Level 1 M2 L1–9, 21–23 Level 1 M3 L1–7, 11–13, 17–20, 26–29 Level 1 M4 L1–25
2	Cause and Effect	Aligned <i>PhD Science</i> Lessons
	Events have causes that generate observable patterns.	Level 1 M2 L1–7, 10–12, 15–23 Level 1 M3 L4–6, 14, 17, 26–29 Level 1 M4 L4–6, 9–13, 17–21, 23–25
	Simple tests can be designed to gather evidence to support or refute student ideas about causes.	Level 1 M2 L13–14 Level 1 M3 L7, 15–16
3	Scale, Proportion, and Quantity	Aligned <i>PhD Science</i> Lessons
	Relative scales allow objects and events to be compared and described (e.g., bigger and smaller, hotter and colder, faster and slower).	Level K M1 L1–7, 10–24, 28–30 Level K M2 L7–9, 13–15, 21–23 Level K M3 L1–3 Level K M4 L25
	Standard units are used to measure length.	Level 2 M3 L3–6, 14–18, 25–29
4	Systems and System Models	Aligned <i>PhD Science</i> Lessons
	Systems in the natural and designed world have parts that work together.	Level 1 M1 L7–8 Level 1 M2 L1–3, 10–23 Level 1 M3 L21–25
5	Energy and Matter	Aligned <i>PhD Science</i> Lessons
	Objects may break into smaller pieces, be put together into larger pieces, or change shapes.	Level 2 M1 L10–11, 29–31 Level 2 M2 L3–4, 8–13, 22–24


6	Structure and Function	Aligned <i>PhD Science</i> Lessons
	The shape and stability of structures of natural and designed objects are related to their function(s).	Level 1 M1 L4–15, 27–29 Level 1 M3 L8–9
7	Stability and Change	Aligned <i>PhD Science</i> Lessons
	Some things stay the same while other things change.	Level 2 M2 L1–2, 22–24 Level 2 M3 L1–2, 25–29
	Things may change slowly or rapidly.	Level 2 M2 L18–24

PhD Science® K–2 Curriculum Correlation to Louisiana Student Standards for Science: Level 2

 Green indicates that *PhD Science*® fully addresses the standard within the grade level or the K–2 grade band.

 Blue indicates that *PhD Science* covers the standard but in a different grade band.

 Yellow indicates that *PhD Science* partially covers the standard within the grade level or grade band.

 Red indicates that *PhD Science* does not cover the standard within the grade level or grade band.

Key: Module (M), Lesson (L)

The *PhD Science* K–2 curriculum fully aligns with the Grade 2 Louisiana Student Standards for Science. A detailed analysis of alignment appears in the table below.

Grade 2 Performance Expectations

Matter and Its Interactions		Aligned PhD Science Lessons
2-PS1-1	Plan and conduct an investigation to describe and classify different kinds of materials by their observable properties.	Level 2 M1 L1–9, 12–16, 19, 23, 29–31 Level 2 M2 L3–4, 14–17
2-PS1-2	Analyze data obtained from testing different materials to determine which materials have the properties that are best suited for an intended purpose.	Level 2 M1 L20–31
2-PS1-3	Make observations to construct an evidence-based account of how an object made of a small set of pieces can be disassembled and made into a new object.	Level 2 M1 L10–11, 29–31
2-PS1-4	Construct an argument with evidence that some changes caused by heating or cooling can be reversed and some cannot.	Level 2 M1 L14–19, 29–31

Ecosystems: Interactions, Energy, and Dynamics		Aligned PhD Science Lessons
2-LS2-1	Plan and conduct an investigation to determine if plants need sunlight and water to grow.	Level 2 M3 L1–7, 25–29
2-LS2-2	Develop a simple model that mimics the function of an animal in dispersing seeds or pollinating plants.	Level 2 M3 L8–29

Biological Evolution: Unity and Diversity		Aligned PhD Science Lessons
2-LS4-1	Make observations of plants and animals to compare the diversity of life in different habitats.	Level 2 M4 L1–3, 7–25

Earth’s Place in the Universe		Aligned PhD Science Lessons
2-ESS1-1	Use information from several sources to provide evidence that Earth events can occur quickly or slowly.	Level 2 M2 L18–24

Earth’s Systems		Aligned PhD Science Lessons
2-ESS2-1	Compare multiple solutions designed to slow or prevent wind or water from changing the shape of the land.	Level 2 M2 L1–17, 20, 22–24
2-ESS2-2	Develop a model to represent the shapes and kinds of land and bodies of water in an area.	Level 2 M2 L1–2, 5–6 Level 2 M4 L1–6, 11–16, 20–21, 23–25
2-ESS2-3	Obtain and communicate information to identify where water is found on Earth and that it can be solid or liquid.	Level 2 M4 L1–6, 16, 22–25

Science and Engineering Practices

1	Asking Questions and Defining Problems	Aligned <i>PhD Science</i> Lessons
	Ask questions based on observations to find more information about the natural and/or designed world(s).	Level 2 M1 L1–3 Level 2 M2 L1–2 Level 2 M3 L1–2 Level 2 M4 L1–3
	Ask and/or identify questions that can be answered by an investigation.	Level 2 M3 L3–6
	Define a simple problem that can be solved through the development of a new or improved object or tool.	Level 2 M3 L14–18
2	Developing and Using Models	Aligned <i>PhD Science</i> Lessons
	Distinguish between a model and the actual object, process, and/or events the model represents.	Level 2 M4 L4–6
	Compare models to identify common features and differences.	Level 2 M4 L1–6, 20–21, 23–25
	Develop and/or use a model to represent amounts, relationships, relative scales (bigger, smaller), and/or patterns in the natural and designed world(s).	Level 2 M1 L1–3, 14–16, 19, 29–31 Level 2 M2 L1–2, 14–17, 20–24 Level 2 M3 L1–6, 8–12, 19–20, 23–29 Level 2 M4 L1–3, 7–8
	Develop a simple model based on evidence to represent a proposed object or tool.	Level 2 M3 L14–18

3	Planning and Carrying Out Investigations	Aligned <i>PhD Science</i> Lessons
	Plan and conduct an investigation collaboratively to produce data to serve as the basis for evidence to answer a question.	Level 2 M2 L8–12 Level 2 M3 L3–7 Level 2 M4 L17–19
	Evaluate different ways of observing and/or measuring a phenomenon to determine which way can answer a question.	Level 2 M2 L3–4, 8–12, 22–24
	Make observations and/or measurements to collect data that can be used to make comparisons.	Level 2 M1 L1–3, 29–31 Level 2 M2 L1–6, 14–19 Level 2 M3 L3–6, 8–11, 13, 21–22, 25–29 Level 2 M4 L16–19
	Make observations and/or measurements of a proposed object, tool, or solution to determine if it solves a problem or meets a goal.	Level 2 M1 L20–22, 24–28 Level 2 M2 L14–17
	Make predictions based on prior experiences.	Level 2 M1 L17–18

4	Analyzing and Interpreting Data	Aligned <i>PhD Science</i> Lessons
	Record information (observations, thoughts, and ideas).	Level 2 M1 L4–7, 10–11, 14–18
	Use and share pictures, drawings, and/or writings of observations.	Level K M2 L7–8 Level K M4 L1–2, 6–7, 10, 14–17, 20–24, 26–28
	Use observations to describe patterns and/or relationships in the natural and designed world(s) in order to answer scientific questions and solve problems.	Level 2 M1 L4–11 Level 2 M2 L5–6, 8–9 Level 2 M3 L19–20 Level 2 M4 L22–25
	Compare predictions (based on prior experiences) to what occurred (observable events).	Level K M4 L14–16 Level 1 M3 L11–13, 15–16, 26–29
	Analyze data from tests of an object or tool to determine if it works as intended.	Level 2 M1 L20–22, 24–28 Level 2 M3 L14–18

5	Using Mathematics and Computational Thinking	Aligned <i>PhD Science</i> Lessons
	Decide when to use qualitative vs. quantitative data.	Level K M2 L17–20 Level 1 M2 L15–18
	Use counting and numbers to identify and describe patterns in the natural and designed world(s).	Level 2 M4 L7–8, 20–22
	Describe, measure, and/or compare quantitative attributes of different objects and display the data using simple graphs.	Level 2 M1 L20–22 Level 2 M3 L8–11, 23–29 Level 2 M4 L17–19
	Use quantitative data to compare two alternative solutions to a problem.	Level 2 M2 L14–17

6	Constructing Explanations and Designing Solutions	Aligned <i>PhD Science</i> Lessons
	Make observations (firsthand or from media) to construct an evidence-based account for natural phenomena.	Level 2 M1 L8–9, 12–13, 17–19, 23, 29–31 Level 2 M2 L3–4, 7, 13, 22–24 Level 2 M4 L23–25
	Use tools and/or materials to design and/or build a device that solves a specific problem or a solution to a specific problem.	Level 2 M1 L24–28
	Generate and/or compare multiple solutions to a problem.	Level 2 M2 L8–12, 14–17

7	Engaging in Argument from Evidence	Aligned <i>PhD Science</i> Lessons
	Identify arguments that are supported by evidence.	Level K M3 L17–18 Level 1 M4 L4–8, 23–25
	Distinguish between explanations that account for all gathered evidence and those that do not.	Level 1 M3 L4–6 Level 1 M4 L14–18
	Analyze why some evidence is relevant to a scientific question and some is not.	Level 2 M4 L20–21
	Distinguish between opinions and evidence in one's own explanations.	Level K M3 L17–18 Level 1 M4 L9–13
	Listen actively to arguments to indicate agreement or disagreement based on evidence, and/or to retell the main points of the argument.	Level 2 M2 L20 Level 2 M4 L4–6, 9–13, 23–25
	Construct an argument with evidence to support a claim.	Level 2 M2 L3–4, 10–13, 21–24 Level 2 M4 L16
	Make a claim about the effectiveness of an object, tool, or solution that is supported by relevant evidence.	Level 2 M3 L14–18, 21–22

8	Obtaining, Evaluating, and Communicating Information	Aligned <i>PhD Science</i> Lessons
	Read grade-appropriate texts and/or use media to obtain scientific and/or technical information to determine patterns in and/or evidence about the natural and designed world(s).	Level 2 M2 L1–2, 14–17
	Describe how specific images (e.g., a diagram showing how a machine works) support a scientific or engineering idea.	Level 2 M3 L14–18
	Obtain information using various texts, text features (e.g., headings, tables of contents, glossaries, electronic menus, icons), and other media that will be useful in answering a scientific question and/or supporting a scientific claim.	Level 2 M2 L5–6, 18–19 Level 2 M4 L4–9, 11–16, 23–25
	Communicate information or design ideas and/or solutions with others in oral and/or written forms using models, drawings, writing, or numbers that provide detail about scientific ideas, practices, and/or design ideas.	Level 2 M1 L29–31 Level 2 M2 L22–24 Level 2 M3 L8–12, 14–20, 25–29 Level 2 M4 L23–25

Disciplinary Core Ideas

Physical Science—Matter and Its Interactions (PS1)

LE.PS1A: Structure and Properties of Matter		Aligned <i>PhD Science</i> Lessons
LE.PS1A.a	Different properties are suited to different purposes.	Level 2 M1 L20–31
LE.PS1A.b	A great variety of objects can be built up from a small set of pieces.	Level 2 M1 L10–11, 24–31
LE.PS1A.c	Different kinds of matter exist and many of them can be either solid or liquid, depending on temperature. Matter can be described and classified by its observable properties.	Level 2 M1 L1–16, 19, 23, 29–31 Level 2 M2 L3–4, 14–17
LE.PS1B: Chemical Reactions		Aligned <i>PhD Science</i> Lessons
LE.PS1B.a	Heating or cooling a substance may cause changes that can be observed. Sometimes these changes are reversible, and sometimes they are not.	Level 2 M1 L14–19, 29–31

Life Science—Ecosystems: Interactions, Energy, and Dynamics (LS2)

LE.LS2A: Interdependent Relationships in Ecosystems		Aligned <i>PhD Science</i> Lessons
LE.LS2A.a	Plants depend on water and light to grow.	Level 2 M3 L1–7, 25–29
LE.LS2A.b	Plants may depend on animals for pollination or to move their seeds around.	Level 2 M3 L8–29

Life Science—Biological Evolution: Unity and Diversity (LS4)

LE.LS4D: Biodiversity and Humans		Aligned <i>PhD Science</i> Lessons
LE.LS4D.a	There are many different kinds of living things in any area, and they exist in different places on land, in water, and in air.	Level 2 M4 L1–3, 7–25

Earth and Space Science—Earth’s Place in the Universe (ESS1)

LE.ESS1C: The History of Planet Earth		Aligned <i>PhD Science</i> Lessons
LE.ESS1C.a	Some events happen very quickly; others occur very slowly over a time period much longer than one can observe.	Level 2 M2 L18–24

Earth and Space Science—Earth’s Systems (ESS2)

LE.ESS2A: Earth Materials and Systems		Aligned <i>PhD Science</i> Lessons
LE.ESS2A.a	Wind and water can change the shape of the land. (LE.ESS2A.a)	Level 2 M2 L1–17, 20, 22–24
LE.ESS2B: Plate Tectonics and Large-Scale System Interactions		Aligned <i>PhD Science</i> Lessons
LE.ESS2B.a	Maps show where things are located. One can map the shapes and kinds of land and water in any area.	Level 2 M2 L1–2, 5–6 Level 2 M4 L1–6, 11–16, 20–21, 23–25
LE.ESS2C: The Roles of Water in Earth’s Surface Processes		Aligned <i>PhD Science</i> Lessons
LE.ESS2C.a	Water is found in the oceans, rivers, lakes, and ponds. Water exists as solid ice and in liquid form.	Level 2 M4 L1–6, 16, 22–25

Engineering, Technology and Application of Science—Engineering Design (ETS1)


ETS1A: Defining and Delimiting Engineering Problems		Aligned <i>PhD Science</i> Lessons
LE.ETS1A.b	Asking questions, making observations, and gathering information are helpful in thinking about problems.	Level 2 M1 L24–28
LE.ETS1A.c	Before beginning to design a solution, it is important to clearly understand the problem.	Level 2 M1 L24–28
ETS1B: Developing Possible Solutions		Aligned <i>PhD Science</i> Lessons
LE.ETS1B.a	Designs can be conveyed through sketches, drawings, or physical models. These representations are useful in communicating ideas for solutions to a problem.	Level 2 M3 L14–18
ETS1C: Optimizing the Design Solution		Aligned <i>PhD Science</i> Lessons
LE.ETS1C.a	Because there is always more than one possible solution to a problem, it is useful to compare and test designs.	Level 2 M2 L8–12, 14–17


Crosscutting Concepts


1	Patterns	Aligned <i>PhD Science</i> Lessons
	Patterns in the natural and human designed world can be observed, used to describe phenomena, and used as evidence.	Level 2 M1 L4–9 Level 2 M2 L1–2, 5–6 Level 2 M4 L1–8, 11–15, 20–21, 23–25
2	Cause and Effect	Aligned <i>PhD Science</i> Lessons
	Events have causes that generate observable patterns.	Level 2 M1 L14–19, 29–31 Level 2 M2 L20–21 Level 2 M3 L8–11
	Simple tests can be designed to gather evidence to support or refute student ideas about causes.	Level 2 M1 L14–18 Level 2 M2 L8–12 Level 2 M3 L3–7
3	Scale, Proportion, and Quantity	Aligned <i>PhD Science</i> Lessons
	Relative scales allow objects and events to be compared and described (e.g., bigger and smaller, hotter and colder, faster and slower).	Level 2 M1 L8–9 Level 2 M2 L18–21 Level 2 M3 L25–29 Level 2 M4 L1–6, 17–19, 22–25
	Standard units are used to measure length.	Level 2 M3 L3–6, 14–18, 25–29
4	Systems and System Models	Aligned <i>PhD Science</i> Lessons
	Objects and organisms can be described in terms of their parts.	Level 2 M1 L1–7, 12–13, 20–23, 29–31 Level 2 M2 L3–4, 7 Level 2 M3 L8–13, 19–24
	Systems in the natural and designed world have parts that work together.	Level 2 M2 L8–12, 14–17 Level 2 M4 L7–16, 23–25
5	Energy and Matter	Aligned <i>PhD Science</i> Lessons
	Objects may break into smaller pieces, be put together into larger pieces, or change shapes.	Level 2 M1 L10–11, 29–31 Level 2 M2 L3–4, 8–13, 22–24


6	Structure and Function	Aligned <i>PhD Science</i> Lessons
	The shape and stability of structures of natural and designed objects are related to their function(s).	Level 2 M1 L24–28 Level 2 M2 L14–17 Level 2 M3 L8–11, 14–22
7	Stability and Change	Aligned <i>PhD Science</i> Lessons
	Some things stay the same while other things change.	Level 2 M2 L1–2, 22–24 Level 2 M3 L1–2, 25–29
	Things may change slowly or rapidly.	Level 2 M2 L18–24

PhD Science® 3–5 Curriculum Correlation to Louisiana Student Standards for Science: Level 3

 Green indicates that *PhD Science*® fully addresses the standard within the grade level or the 3–5 grade band.

 Blue indicates that *PhD Science* covers the standard but in a different grade band.





 Yellow indicates that *PhD Science* partially covers the standard within the grade level or the 3–5 grade band.


 Red indicates that *PhD Science* does not cover the standard.

Key: Module (M), Lesson (L)

The *PhD Science* 3–5 curriculum fully aligns with the Grade 3 Louisiana Student Standards for Science. A detailed analysis of alignment appears in the table below.

Grade 3 Performance Expectations

Motion and Stability: Forces and Interactions			Aligned <i>PhD Science</i> Lessons
3-PS2-1	Plan and conduct an investigation to provide evidence of the effects of balanced and unbalanced forces on the motion of an object.		Level 3 M4 L10–18, 28–30
3-PS2-2	Make observations and/or measurements of an object’s motion to provide evidence that a pattern can be used to predict future motion.		Level 3 M4 L1–9, 28–30
3-PS2-3	Ask questions to determine cause and effect relationships of electric or magnetic interactions between two objects not in contact with each other.		Level 3 M4 L19–21, 28–30
3-PS2-4	Define a simple design problem that can be solved by applying scientific ideas about magnets.		Level 3 M4 L22–30

From Molecules to Organisms: Structures and Processes			Aligned <i>PhD Science</i> Lessons
3-LS1-1	Develop models to describe that organisms have unique and diverse life cycles but all have in common birth, growth, reproduction, and death.		Level 3 M3 L7–8, 23–28

Ecosystems: Interactions, Energy, and Dynamics		Aligned <i>PhD Science</i> Lessons
3-LS2-1	Construct and support an argument that some animals form groups that help members survive.	Level 3 M2 L13–15, 26–28

Heredity: Inheritance and Variation of Traits		Aligned <i>PhD Science</i> Lessons
3-LS3-1	Analyze and interpret data to provide evidence that plants and animals have traits inherited from their parents and that variation of these traits exists in a group of similar organisms.	Level 3 M3 L1–6, 14–18, 26–28
3-LS3-2	Use evidence to support the explanation that traits can be influenced by the environment.	Level 3 M3 L9–13, 19–20, 26–28

Biological Evolution: Unity and Diversity		Aligned <i>PhD Science</i> Lessons
3-LS4-1	Analyze and interpret data from fossils to provide evidence of the organisms and the environments in which they lived long ago.	Level 3 M2 L1–8, 26–28
3-LS4-2	Use evidence to construct an explanation for how the variations in characteristics among individuals of the same species may provide advantages in surviving, finding mates, and reproducing.	Level 3 M3 L21–28
3-LS4-3	Construct and support an argument with evidence that in a particular habitat some organisms can survive well, some survive less well, and some cannot survive at all.	Level 3 M2 L1–2, 9–12, 16–19, 22–28
3-LS4-4	Make a claim about the merit of a solution to a problem caused when the environment changes and the types of plants and animals that live there may change.	Level 3 M2 L16–28

Earth's Systems		Aligned <i>PhD Science</i> Lessons
3-ESS2-1	Represent data in tables and graphical displays to describe typical weather conditions expected during a particular season.	Level 3 M1 L1–15, 19–20, 27–29
3-ESS2-2	Obtain and combine information to describe climates in different regions around the world.	Level 3 M1 L11–15, 27–29

Earth and Human Activity		Aligned <i>PhD Science</i> Lessons
3-ESS3-1	Make a claim about the merit of a design solution that reduces the impact of a weather-related hazard.	Level 3 M1 L1–3, 16–29

Science and Engineering Practices

1	Asking Questions and Defining Problems	Aligned PhD Science Lessons
	Ask questions about what would happen if a variable is changed.	Level 4 M3 L15–19
	Identify scientific (testable) and non-scientific (non-testable) questions.	Level 3 M3 L12–13 Level 3 M4 L15–16, 19–21
	Ask questions that can be investigated and predict reasonable outcomes based on patterns such as cause and effect relationships.	Level 3 M1 L1–3 Level 3 M2 L1–2 Level 3 M3 L1–3 Level 3 M4 L1–3, 7–9, 28–30
	Use prior knowledge to describe problems that can be solved.	Level 3 M4 L22, 29–30
	Define a simple design problem that can be solved through the development of an object, tool, process, or system and includes several criteria for success and constraints on materials, time, or cost.	Level 3 M1 L21–26, 28–29 Level 3 M4 L23–27

2	Developing and Using Models	Aligned <i>PhD Science</i> Lessons
	Identify limitations of models.	Level 4 M4 L14–17, 26–27 Level 5 M1 L5–6 Level 5 M2 L14 Level 5 M3 L6–8, 25–27
	Collaboratively develop and/or revise a model based on evidence that shows the relationships among variables for frequently and regularly occurring events.	Level 4 M2 L15–16 Level 4 M4 L3–8, 10–13 Level 5 M1 L5–6 Level 5 M2 L1–2, 6–7 Level 5 M4 L1–2, 7–8, 14–17
	Develop a model using an analogy, example, or abstract representation to describe a scientific principle or design solution.	Level 3 M1 L1–3 Level 3 M2 L1–3, 6–8, 27–28
	Develop and/or use models to describe and/or predict phenomena.	Level 3 M1 L1–3, 19–20 Level 3 M2 L9–12, 27–28 Level 3 M3 L7–11, 21–25, 27–28 Level 3 M4 L1–3, 17–18, 28–30
	Develop a diagram or simple physical prototype to convey a proposed object, tool, or process.	Level 3 M2 L22–25 Level 3 M4 L23–27
	Use a model to test cause and effect relationships or interactions concerning the functioning of a natural or designed system.	Level 4 M3 L7–11 Level 4 M4 L10–13, 18–24 Level 5 M3 L12–13 Level 5 M4 L9–12

3	Planning and Carrying Out Investigations	Aligned <i>PhD Science</i> Lessons
	Plan and conduct an investigation collaboratively to produce data to serve as the basis for evidence, using fair tests in which variables are controlled and the number of trials considered.	Level 3 M4 L7–9, 15–16, 23–27, 29–30
	Evaluate appropriate methods and/or tools for collecting data.	Level 3 M3 L12–13
	Make observations and/or measurements to produce data to serve as the basis for evidence for an explanation of a phenomenon or test a design solution.	Level 3 M2 L4–5 Level 3 M4 L7–18, 29–30
	Make predictions about what would happen if a variable changes.	Level 3 M3 L12–13 Level 3 M4 L7–9, 15–16, 28–30
	Test two different models of the same proposed object, tool, or process to determine which better meets criteria for success.	Level 4 M4 L14–17

4	Analyzing and Interpreting Data	Aligned <i>PhD Science</i> Lessons
	Represent data in tables and/or various graphical displays (bar graphs, pictographs, and/or pie charts) to reveal patterns that indicate relationships.	Level 3 M1 L4–12 Level 3 M3 L7–8, 27–28 Level 3 M4 L4–9
	Analyze and interpret data to make sense of phenomena, using logical reasoning, mathematics, and/or computation.	Level 3 M1 L11–15, 19–20, 27–29 Level 3 M2 L3–8, 16–19, 27–28 Level 3 M3 L4–6, 14–18, 27–28
	Compare and contrast data collected by different groups in order to discuss similarities and differences in their findings.	Level 3 M3 L14–15, 19–20 Level 3 M4 L7–9
	Analyze data to refine a problem statement or the design of a proposed object, tool, or process.	Level 4 M4 L14–17
	Use data to evaluate and refine design solutions.	Level 4 M4 L14–17

5	Using Mathematics and Computational Thinking	Aligned <i>PhD Science</i> Lessons
	Decide if qualitative or quantitative data are best to determine whether a proposed object or tool meets criteria for success.	Level 3 M4 L23–27
	Organize simple data sets to reveal patterns that suggest relationships.	Level 3 M1 L4–12 Level 3 M2 L3, 16–19 Level 3 M3 L7–8
	Describe, measure, estimate, and/or graph quantities (e.g., area, volume, time) to address scientific and engineering questions and problems.	Level 3 M3 L7–8
	Create and/or use graphs and/or charts generated from simple algorithms (computation) to compare alternative solutions to an engineering problem.	Level 4 M4 L14–17

6	Constructing Explanations and Designing Solutions	Aligned <i>PhD Science</i> Lessons
	Construct an explanation of observed relationships (e.g., the distribution of plants in the backyard).	Level 3 M2 L6–8 Level 3 M3 L26–28 Level 3 M4 L10–14
	Use evidence (e.g., measurements, observations, patterns) to construct or support an explanation or design a solution to a problem.	Level 3 M1 L13–15, 18 Level 3 M2 L6–8, 26–28 Level 3 M3 L9–11, 14–15, 21–28 Level 3 M4 L10–14, 19–21, 28–30
	Identify the evidence that supports particular points in an explanation.	Level 3 M2 L26–28 Level 3 M3 L26–28 Level 3 M4 L28–30
	Apply scientific ideas to solve design problems.	Level 3 M2 L22–25 Level 3 M4 L28–30
	Generate and compare multiple solutions to a problem based on how well they meet the criteria and constraints of the design solution.	Level 3 M1 L21–29 Level 3 M2 L22–25

7	Engaging in Argument from Evidence	Aligned <i>PhD Science</i> Lessons
	Compare and refine arguments based on an evaluation of the evidence presented.	Level 3 M3 L16–18
	Distinguish among facts, reasoned judgment based on research findings, and speculation in an explanation.	Level 5 M4 L5–6
	Respectfully provide and receive critiques from peers about a proposed procedure, explanation, or model by citing relevant evidence and posing specific questions.	Level 4 M3 L21–23 Level 5 M2 L3–5, 21–23, 25–26
	Construct and/or support an argument with evidence, data, and/or a model.	Level 3 M2 L9–15, 27–28 Level 3 M3 L16–18
	Use data to evaluate claims about cause and effect.	Level 3 M3 L19–20 Level 3 M4 L12–14
	Make a claim about the merit of a solution to a problem by citing relevant evidence about how it meets the criteria and constraints of the problem.	Level 3 M1 L21–26, 28–29 Level 3 M2 L20–21

8	Obtaining, Evaluating, and Communicating Information	Aligned <i>PhD Science</i> Lessons
	Read and comprehend grade-appropriate complex texts and/or other reliable media to summarize and obtain scientific and technical ideas and describe how they are supported by evidence.	Level 3 M2 L13–15 Level 3 M4 L22
	Compare and/or combine ideas across complex texts and/or other reliable media to support the engagement in other scientific and/or engineering practices.	Level 3 M2 L13–15
	Combine information in written text with that contained in corresponding tables, diagrams, and/or charts to support the engagement in other scientific and/or engineering practices.	Level 5 M4 L18–19
	Obtain and combine information from books and/or other reliable media to explain phenomena or solutions to a design problem.	Level 3 M1 L11–17, 28–29
	Communicate scientific and/or technical information orally and/or in written formats, including various forms of media as well as tables, diagrams, and charts.	Level 3 M2 L20–21

Disciplinary Core Ideas

Physical Science—Motion and Stability: Forces and Interactions (PS2)

PS2A: Forces and Motion		Aligned <i>PhD Science</i> Lessons
UE.PS2A.a	Each force acts on one particular object and has both strength and a direction. An object at rest typically has multiple forces acting on it, but they add to give zero net force on the object.	Level 3 M4 L10–18, 28–30
UE.PS2A.b	Forces that do not sum to zero can cause changes in the object’s speed or direction of motion.	Level 3 M4 L10-14
UE.PS2A.c	The patterns of an object’s motion in various situations can be observed and measured; when that past motion exhibits a regular pattern, future motion can be predicted from it.	Level 3 M4 L1–9, 28–30
PS2B: Types of Interactions		Aligned <i>PhD Science</i> Lessons
UE.PS2B.a	Objects in contact exert forces on each other.	Level 3 M4 L10–18, 28–30
UE.PS2B.b	Electric and magnetic forces between a pair of objects do not require that the objects be in contact. The sizes of the forces in each situation depend on the properties of the objects and their distances apart and, for forces between two magnets, on their orientation relative to each other.	Level 3 M4 L19–30

Life Science—From Molecules to Organisms: Structures and Processes (LS1)

LS1B: Growth and Development of Organisms		Aligned <i>PhD Science</i> Lessons
UE.LS1B.a	Reproduction is essential to the continued existence of every kind of organism. Plants and animals have unique and diverse life cycles.	Level 3 M3 L7–8, 23–28

Life Science—Ecosystems: Interactions, Energy, and Dynamics (LS2)

LS2C: Ecosystem Dynamics, Functioning, and Resilience		Aligned <i>PhD Science</i> Lessons
UE.LS2C.a	When the environment changes in ways that affect a place’s physical characteristics, temperature, or availability of resources, some organisms survive and reproduce, others move to new locations, yet others move into the transformed environment, and some die.	Level 3 M2 L16–28
LS2D: Social Interactions and Group Behavior		Aligned <i>PhD Science</i> Lessons
UE.LS2D.a	Being part of a group helps animals obtain food, defend themselves, and cope with changes. Groups may serve different functions and vary dramatically in size.	Level 3 M2 L13–15, 26–28

Life Science—Heredity: Inheritance and Variation of Traits (LS3)

LS3A: Inheritance of Traits		Aligned <i>PhD Science</i> Lessons
UE.LS3A.a	Many characteristics of organisms are inherited from their parents.	Level 3 M3 L14–18, 26–28
UE.LS3A.b	Other characteristics result from individuals’ interactions with the environment, which can range from diet to learning. Many characteristics involve both inheritance and environment.	Level 3 M3 L9–13, 19–20, 26–28
LS3B: Variation of Traits		Aligned <i>PhD Science</i> Lessons
UE.LS3B.a	Different organisms vary in how they look and function because they have different inherited information.	Level 3 M3 L1–6, 14–18, 23–28
UE.LS3B.b	The environment also affects the traits that an organism expresses.	Level 3 M3 L9–13, 19–20

Life Science—Biological Evolution: Unity and Diversity (LS4)

LS4A: Evidence of Common Ancestry and Diversity		Aligned <i>PhD Science</i> Lessons
UE.LS4A.a	Some kinds of plants and animals that once lived on Earth are no longer found anywhere.	Level 3 M2 L6–8, 26–28
UE.LS4A.b	Fossils provide evidence about the types of organisms that lived long ago and also about the nature of their environment.	Level 3 M2 L1–8, 26–28
LS4B: Natural Selection		Aligned <i>PhD Science</i> Lessons
UE.LS4B.a	Sometimes the differences in characteristics between individuals of the same species provide advantages in surviving, finding mates, and reproducing.	Level 3 M3 L21–28
LS4C: Adaptation		Aligned <i>PhD Science</i> Lessons
UE.LS4C.a	For any particular environment, some kinds of organisms survive well, some survive less well, and some cannot survive at all.	Level 3 M2 L1–2, 9–12, 16–19, 22–28
LS4D: Biodiversity and Humans		Aligned <i>PhD Science</i> Lessons
UE.LS4D.a	Populations live in a variety of habitats, and change in those habitats affects the organisms living there.	Level 3 M2 L16–28

Earth and Space Science—Earth’s Systems (ESS2)

ESS2D: Weather and Climate		Aligned <i>PhD Science</i> Lessons
UE.ESS2D.a	Scientists record patterns of the weather across different times and areas so that they can make predictions about what kind of weather might happen next.	Level 3 M1 L1–15, 19–20, 27–29
UE.ESS2D.b	Climate describes a range of an area’s typical weather conditions and the extent to which those conditions vary over years.	Level 3 M1 L11–15, 27–29

Earth and Space Science—Human Sustainability (ESS3)

ESS3B: Natural Hazards		Aligned <i>PhD Science</i> Lessons
UE.ESS3B.a	A variety of natural hazards result from natural processes. Humans cannot eliminate natural hazards but can take steps to reduce their impacts.	Level 3 M1 L1–3, 16–29

Engineering, Technology and Application of Science—Engineering Design (ETS1)

ETS1A: Defining and Delimiting Engineering Problems		Aligned <i>PhD Science</i> Lessons
UE.ETS1A.a	Possible solutions to a problem are limited by available materials and resources (constraints). The success of a designed solution is determined by considering the desired features of a solution (criteria). Different proposals for solutions can be compared on the basis of how well each one meets the specified criteria for success or how well each takes the constraints into account.	Level 3 M1 L21–26
ETS1B: Developing Possible Solutions		Aligned <i>PhD Science</i> Lessons
ETS.UE.1B.a	Research on a problem should be carried out before beginning to design a solution. Testing a solution involves investigating how well it performs under a range of likely conditions.	Level 3 M1 L22–23
ETS.UE.1B.b	At whatever stage, communicating with peers about proposed solutions is an important part of the design process, and shared ideas can lead to improved designs.	Level 3 M2 L22–25

Crosscutting Concepts

1	Patterns	Aligned <i>PhD Science</i> Lessons
	Similarities and differences in patterns can be used to sort, classify, communicate, and analyze simple rates of change for natural phenomena and designed products.	Level 3 M3 L1–8, 14–15, 27–28 Level 3 M4 L29–30
	Patterns of change can be used to make predictions.	Level 3 M1 L11–15, 19–20, 27–29 Level 3 M3 L7–8 Level 3 M4 L1–9, 28–30
	Patterns can be used as evidence to support an explanation.	Level 3 M1 L11–15, 28–29 Level 3 M2 L3–8, 13–15, 27–28 Level 3 M3 L16–18, 26–28
2	Cause and Effect	Aligned <i>PhD Science</i> Lessons
	Cause and effect relationships are routinely identified, tested, and used to explain change.	Level 3 M1 L16–18, 21–26, 28–29 Level 3 M2 L9–12, 16–28 Level 3 M3 L9–13, 19–25, 27–28 Level 3 M4 L1–3, 10–30
	Events that occur together with regularity might or might not be a cause and effect relationship.	Level 3 M1 L1–3, 27–29 Level 3 M2 L9–12
3	Scale, Proportion, and Quantity	Aligned <i>PhD Science</i> Lessons
	Natural objects and/or observable phenomena exist from the very small to the immensely large or from very short to very long time periods.	Level 3 M2 L1–2, 27–28 Level 3 M3 L1–3
	Standard units are used to measure and describe physical quantities such as mass, time, temperature, and volume.	Level 3 M1 L4–10 Level 3 M3 L1–3, 14–15


4	Systems and System Models	Aligned <i>PhD Science</i> Lessons
	A system is a group of related parts that make up a whole and can carry out functions its individual parts cannot.	Level 4 M1 L21–24 Level 4 M2 L15–23 Level 4 M4 L14–17, 26–27 Level 5 M2 L14, 18–19, 24–26 Level 5 M3 L6–8
	A system can be described in terms of its components and their interactions.	Level 3 M1 L1–3, 16–20 Level 3 M2 L6–15, 20–28 Level 3 M3 L9–11 Level 3 M4 L1–30


5	Energy and Matter	Aligned <i>PhD Science</i> Lessons
	Matter is made of particles.	Level 5 M1 L5–8, 23–26 Level 5 M2 L6–9, 14, 25–26 Level 5 M4 L3–4
	Matter flows and cycles can be tracked in terms of the mass of the substances before and after a process occurs. The total mass of the substances does not change. This is what is meant by conservation of matter.	Level 5 M2 L10–11, 25–26
	Matter is transported into, out of, and within systems.	Level 5 M2 L10–11, 25–26
	Energy can be transferred in various ways and between objects.	Level 4 M2 L1–3, 8–26 Level 4 M3 L10–19, 30–31 Level 5 M1 L13–14 Level 5 M2 L15–19, 24–26 Level 5 M3 L10–11


6	Structure and Function	Aligned <i>PhD Science</i> Lessons
	Different materials have different substructures, which can sometimes be observed.	Level 3 M2 L1–3
	Substructures have shapes and parts that serve functions.	Level 3 M2 L9–12 Level 3 M3 L4–6, 21–28


7	Stability and Change	Aligned <i>PhD Science</i> Lessons
	Change is measured in terms of differences over time and may occur at different rates.	Level 3 M1 L4–15, 27–29 Level 3 M2 L16–19 Level 3 M3 L7–8, 12–13, 19–20, 26–28
	Some systems appear stable, but over long periods of time will eventually change.	Level 3 M1 L8–10

PhD Science® 3–5 Curriculum Correlation to Louisiana Student Standards for Science: Level 4

 Green indicates that *PhD Science*® fully addresses the standard within the grade level or the 3–5 grade band.

 Blue indicates that *PhD Science* covers the standard but in a different grade band.

 Yellow indicates that *PhD Science* partially covers the standard within the grade level or the 3–5 grade band.

 Red indicates that *PhD Science* does not cover the standard.

Key: Module (M), Lesson (L)

The *PhD Science* 3–5 curriculum fully aligns with the Grade 4 Louisiana Student Standards for Science. A detailed analysis of alignment appears in the table below.

Grade 4 Performance Expectations

Energy		Aligned <i>PhD Science</i> Lessons
4-PS3-1	Use evidence to construct an explanation relating the speed of an object to the energy of that object.	Level 4 M2 L6–7, 24–26
4-PS3-2	Make observations to provide evidence that energy can be transferred from place to place by sound, light, heat, and electric currents.	Level 4 M2 L1–5, 10–11, 24–26
4-PS3-3	Ask questions and predict outcomes about the changes in energy that occur when objects collide.	Level 4 M2 L8–9, 24–26
4-PS3-4	Apply scientific ideas to design, test, and refine a device that converts energy from one form to another.	Level 4 M2 L12–26

Waves and Their Applications in Technologies for Information Transfer		Aligned <i>PhD Science</i> Lessons
4-PS4-1	Develop a model of waves to describe patterns in terms of amplitude and wavelength and to show that waves can cause objects to move.	Level 4 M3 L7–14, 29–31
4-PS4-2	Develop a model to describe that light reflecting from objects and entering the eye allows objects to be seen.	Level 4 M4 L1–17, 25–27

From Molecules to Organisms: Structures and Processes		Aligned <i>PhD Science</i> Lessons
4-LS1-1	Construct an argument that plants and animals have internal and external structures that function to support survival, growth, behavior, and reproduction.	Level 4 M3 L1–6, 20, 26–31
4-LS1-2	Construct an explanation to describe that animals receive different types of information through their senses, process the information in their brains, and respond to the information in different ways.	Level 4 M3 L1–6, 15–25, 29–31

Earth’s Place in the Universe		Aligned <i>PhD Science</i> Lessons
4-ESS1-1	Identify evidence from patterns in rock formations and fossils in rock layers to support an explanation for changes in landforms over time.	Level 4 M1 L1–5, 19–20, 25–27

Earth’s Systems		Aligned <i>PhD Science</i> Lessons
4-ESS2-1	Plan and conduct investigations on the effects of water, ice, wind, and vegetation on the relative rate of weathering and erosion.	Level 4 M1 L6–11, 25–27
4-ESS2-2	Analyze and interpret data from maps to describe patterns of Earth’s features.	Level 4 M1 L18–20, 25–27
4-ESS2-3	Ask questions that can be investigated and predict reasonable outcomes about how living things affect the physical characteristics of their environment.	Level 4 M1 L21–24

Earth and Human Activity		Aligned <i>PhD Science</i> Lessons
4-ESS3-1	Obtain and combine information to describe that energy and fuels are derived from renewable and non-renewable resources and how their uses affect the environment.	Level 4 M1 L21–27
4-ESS3-2	Generate and compare multiple solutions to reduce the impacts of natural Earth processes on humans.	Level 4 M1 L12–17, 25–27

Science and Engineering Practices

1	Asking Questions and Defining Problems	Aligned <i>PhD Science</i> Lessons
	Ask questions about what would happen if a variable is changed.	Level 4 M3 L15–19
	Identify scientific (testable) and nonscientific (non-testable) questions.	Level 3 M3 L12–13 Level 3 M4 L15–16, 19–21
	Ask questions that can be investigated and predict reasonable outcomes based on patterns such as cause and effect relationships.	Level 4 M1 L1–2, 23 Level 4 M2 L1–3, 8–9, 11, 25–26 Level 4 M3 L1–3, 6 Level 4 M4 L1–2
	Use prior knowledge to describe problems that can be solved.	Level 3 M4 L22, 29–30 Level 5 M3 L19–23
	Define a simple design problem that can be solved through the development of an object, tool, process, or system and includes several criteria for success and constraints on materials, time, or cost.	Level 4 M1 L12–17 Level 4 M2 L17–23 Level 4 M4 L14–17

2	Developing and Using Models	Aligned <i>PhD Science</i> Lessons
	Identify limitations of models.	Level 4 M4 L14–17, 26–27
	Collaboratively develop and/or revise a model based on evidence that shows the relationships among variables for frequently and regularly occurring events.	Level 4 M2 L15–16 Level 4 M4 L3–8, 10–13
	Develop a model using an analogy, example, or abstract representation to describe a scientific principle or design solution.]	Level 4 M1 L1–2, 26–27 Level 4 M2 L1–3, 8–11, 25–26 Level 4 M3 L1–3, 7–14, 30–31 Level 4 M4 L1–2
	Develop and/or use models to describe and/or predict phenomena.	Level 4 M1 L1–2, 26–27 Level 4 M2 L1–3, 8–9, 25–26 Level 4 M3 L1–3 Level 4 M4 L1–6
	Develop a diagram or simple physical prototype to convey a proposed object, tool, or process.	Level 4 M4 L26–27
	Use a model to test cause and effect relationships or interactions concerning the functioning of a natural or designed system.	Level 4 M3 L7–11 Level 4 M4 L10–13, 18–24

3	Planning and Carrying Out Investigations	Aligned <i>PhD Science</i> Lessons
	Plan and conduct an investigation collaboratively to produce data to serve as the basis for evidence, using fair tests in which variables are controlled and the number of trials considered.	Level 4 M1 L8–11 Level 4 M2 L6–7 Level 4 M3 L15–19 Level 4 M4 L7–8, 18–21
	Evaluate appropriate methods and/or tools for collecting data.	Level 4 M4 L7–8
	Make observations and/or measurements to produce data to serve as the basis for evidence for an explanation of a phenomenon or to test a design solution.	Level 4 M1 L6–11, 21–22 Level 4 M2 L10–14 Level 4 M3 L15–19 Level 4 M4 L9, 26–27
	Make predictions about what would happen if a variable changes.	Level 3 M3 L12–13 Level 3 M4 L7–9, 15–16, 28–30 Level 5 M4 L5–6
	Test two different models of the same proposed object, tool, or process to determine which better meets criteria for success.	Level 4 M4 L14–17

4	Analyzing and Interpreting Data	Aligned <i>PhD Science</i> Lessons
	Represent data in tables and/or various graphical displays (bar graphs, pictographs, and/or pie charts) to reveal patterns that indicate relationships.	Level 3 M1 L4–12 Level 3 M3 L7–8, 27–28 Level 3 M4 L4–9 Level 5 M2 L3–5, 10–11 Level 5 M3 L4–5, 14–16 Level 5 M4 L14–15
	Analyze and interpret data to make sense of phenomena, using logical reasoning, mathematics, and/or computation.	Level 4 M1 L12–20, 23–24, 26–27 Level 4 M2 L25–26 Level 4 M4 L10–13
	Compare and contrast data collected by different groups in order to discuss similarities and differences in their findings.	Level 3 M3 L14–15, 19–20 Level 3 M4 L7–9 Level 5 M3 L14–16
	Analyze data to refine a problem statement or the design of a proposed object, tool, or process.	Level 4 M4 L14–17
	Use data to evaluate and refine design solutions.	Level 4 M4 L14–17

5	Using Mathematics and Computational Thinking	Aligned PhD Science Lessons
	Decide if qualitative or quantitative data are best to determine whether a proposed object or tool meets criteria for success.	Level 3 M4 L23–27 Level 5 M4 L5–6
	Organize simple data sets to reveal patterns that suggest relationships.	Level 3 M1 L4–12 Level 3 M2 L3, 16–19 Level 3 M3 L7–8 Level 5 M4 L25–26
	Describe, measure, estimate, and/or graph quantities (e.g., area, volume, time) to address scientific and engineering questions and problems.	Level 4 M2 L8–9
	Create and/or use graphs and/or charts generated from simple algorithms (computation) to compare alternative solutions to an engineering problem.	Level 4 M4 L14–17
6	Constructing Explanations and Designing Solutions	Aligned PhD Science Lessons
	Construct an explanation of observed relationships (e.g., the distribution of plants in the backyard).	Level 4 M1 L6–7, 26–27 Level 4 M2 L25–26 Level 4 M3 L30–31 Level 4 M4 L18–21, 26–27
	Use evidence (e.g., measurements, observations, patterns) to construct or support an explanation or design a solution to a problem.	Level 4 M1 L3–5, 25–27 Level 4 M2 L4–5, 15–16, 24–26 Level 4 M3 L4–5, 24–25, 29–31 Level 4 M4 L25–27
	Identify the evidence that supports particular points in an explanation.	Level 4 M1 L3–5, 10, 18, 21–22, 25–27
	Apply scientific ideas to solve design problems.	Level 4 M2 L17–23 Level 4 M4 L14–17, 26–27
	Generate and compare multiple solutions to a problem based on how well they meet the criteria and constraints of the design solution.	Level 4 M1 L12–17 Level 4 M4 L14–17, 22–24

7	Engaging in Argument from Evidence	Aligned <i>PhD Science</i> Lessons
	Compare and refine arguments based on an evaluation of the evidence presented.	Level 4 M3 L21–23 Level 4 M4 L7–8
	Distinguish among facts, reasoned judgment based on research findings, and speculation in an explanation.	Level 5 M4 L5–6
	Respectfully provide and receive critiques from peers about a proposed procedure, explanation, or model by citing relevant evidence and posing specific questions.	Level 4 M3 L21–23
	Construct and/or support an argument with evidence, data, and/or a model.	Level 4 M3 L21–23, 26–28, 30–31
	Use data to evaluate claims about cause and effect.	Level 3 M3 L19–20 Level 3 M4 L12–14 Level 5 M4 L24–26
	Make a claim about the merit of a solution to a problem by citing relevant evidence about how it meets the criteria and constraints of the problem.	Level 3 M1 L21–26, 28–29 Level 3 M2 L20–21 Level 5 M3 L19–23

8	Obtaining, Evaluating, and Communicating Information	Aligned <i>PhD Science</i> Lessons
	Read and comprehend grade-appropriate complex texts and/or other reliable media to summarize and obtain scientific and technical ideas and describe how they are supported by evidence.	Level 4 M1 L3–5 Level 4 M3 L30–31 Level 4 M4 L22–24
	Compare and/or combine ideas across complex texts and/or other reliable media to support the engagement in other scientific and/or engineering practices.	Level 3 M2 L13–15 Level 5 M2 L6–7, 20 Level 5 M3 L25–27
	Combine information in written text with that contained in corresponding tables, diagrams, and/or charts to support the engagement in other scientific and/or engineering practices.	Level 5 M4 L18–19
	Obtain and combine information from books and/or other reliable media to explain phenomena or solutions to a design problem.	Level 4 M1 L3–5, 23–24 Level 4 M3 L4–6, 10–11, 20–23, 26–28
	Communicate scientific and/or technical information orally and/or in written formats, including various forms of media as well as tables, diagrams, and charts.	Level 4 M1 L23–24

Disciplinary Core Ideas

Physical Science—Energy (PS3)

PS3.A: Definitions of Energy		Aligned <i>PhD Science</i> Lessons
UE.PS3A.a	The faster a given object is moving, the more energy it possesses.	Level 4 M2 L6–9, 12–16, 24–26
UE.PS3A.b	Energy can be moved from place to place by moving objects or through sound, light, or electric currents.	Level 4 M2 L1–3, 10–11, 15–16, 24–26
PS3.B: Conservation of Energy and Energy Transfer		Aligned <i>PhD Science</i> Lessons
UE.PS3B.a	Energy is present whenever there are moving objects, sound, light, or heat. When objects collide, energy can be transferred from one object to another, thereby changing their motion. In such collisions, some energy is typically also transferred to the surrounding air; as a result, the air gets heated and sound is produced.	Level 4 M2 L1–5, 8–9, 24–26
UE.PS3B.b	Light also transfers energy from place to place.	Level 4 M2 L10–11, 24–26
UE.PS3B.c	Energy can also be transferred from place to place by electric currents, which can then be used locally to produce motion, sound, heat, or light. The currents may have been produced to begin with by transforming the energy of motion into electrical energy.	Level 4 M2 L1–3, 10–26
PS3.C: Relationship Between Energy and Forces		Aligned <i>PhD Science</i> Lessons
UE.PS3C.a	When objects collide, the contact forces transfer energy so as to change the objects' motions.	Level 4 M2 L8–9, 24–26
PS3.D: Energy in Chemical Processes and Everyday Life		Aligned <i>PhD Science</i> Lessons
UE.PS3D.a	The expression “produce energy” typically refers to the conversion of stored energy into a desired form for practical use.	Level 4 M2 L12–14, 24–26

Physical Science—Waves and their Applications (PS4)

PS4.A: Wave Properties		Aligned <i>PhD Science</i> Lessons
UE.PS4A.a	Waves, which are regular patterns of motion, can be made in water by disturbing the surface. When waves move across the surface of deep water, the water goes up and down in place; there is no net motion in the direction of the wave except when the water meets the beach.	Level 4 M3 L7–14, 29–31
UE.PS4A.b	Waves of the same type can differ in amplitude (height of the wave) and wavelength (spacing between wave peaks).	Level 4 M3 L7–14, 29–31
PS4.B: Electromagnetic Radiation		Aligned <i>PhD Science</i> Lessons
UE.PS4B.a	An object can be seen when light reflected from its surface enters the eyes.	Level 4 M4 L1–17, 25–27

Life Science—From Molecules to Organisms: Structures and Processes (LS1)

LS1.A: Structure and Function		Aligned <i>PhD Science</i> Lessons
UE.LS1A.a	Plants and animals have both internal and external structures that serve various functions in growth, survival, behavior, and reproduction.	Level 4 M3 L1–6, 20, 26–31
LS1.D: Information Processing		Aligned <i>PhD Science</i> Lessons
UE.LS1D.a	Different sense receptors are specialized for particular kinds of information, which then may be processed by the animal’s brain. Animals are able to use their perceptions and memories to guide their actions.	Level 4 M3 L1–6, 15–25, 29–31

Earth and Space Science—Earth’s Place in the Universe (ESS1)

ESS1.C: The History of Planet Earth		Aligned <i>PhD Science</i> Lessons
UE.ESS1C.a	Local, regional, and global patterns of rock formations reveal changes over time due to Earth’s forces such as earthquakes and volcanoes. The presence and location of certain fossil types indicate the order in which rock layers were formed.	Level 4 M1 L1–5, 19–20, 25–27

Earth and Space Science—Earth’s Systems (ESS2)

ESS2.A: Earth Materials and Systems		Aligned <i>PhD Science</i> Lessons
UE.ESS2A.a	Rainfall helps to shape the land and affects the types of living things found in a region. Water, ice, wind, living organisms, and gravity break rocks, soils, and sediments into smaller particles and move them around.	Level 4 M1 L6–11, 25–27
ESS2.B: Plate Tectonics and Large-Scale System Interactions		Aligned <i>PhD Science</i> Lessons
UE.ESS2B.a	The locations of mountain ranges, deep ocean trenches, ocean floor structures, earthquakes, and volcanoes occur in patterns. Most earthquakes and volcanoes occur in bands that are often along the boundaries between continents and oceans. Major mountain chains form inside continents or near their edges. Maps can help locate the different land and water features of Earth.	Level 4 M1 L18–20, 25–27
ESS2.E: Biogeology		Aligned <i>PhD Science</i> Lessons
UE.ESS2E.a	Living things affect the physical characteristics of their environment.	Level 4 M1 L6–11, 25–27

Earth and Space Science—Human Sustainability (ESS3)

ESS3.A: Natural Resources		Aligned <i>PhD Science</i> Lessons
UE.ESS3A.a	Energy and fuels (fossil fuels, wind energy, solar energy, hydroelectric energy) that humans use are derived from natural sources, and their use affects the environment in multiple ways. Some resources are renewable over time, and others are not.	Level 4 M1 L21–27
ESS3.B: Natural Hazards		Aligned <i>PhD Science</i> Lessons
UE.ESS3B.a	A variety of natural hazards result from natural processes. Humans cannot eliminate natural hazards but can take steps to reduce their impacts.	Level 4 M1 L12–17, 25–27

Engineering, Technology and Application of Science—Engineering Design (ETS1)


ETS1.B: Developing Possible Solutions		Aligned <i>PhD Science</i> Lessons
UE.ETS1B.d	Testing a solution involves investigating how well it performs under a range of likely conditions.	Level 4 M1 L12–17 Level 4 M4 L14–17
ETS1.C: Optimizing the Design Solution		Aligned <i>PhD Science</i> Lessons
UE.ETS1C.a	Different solutions need to be tested in order to determine which of them best solves the problem, given the criteria and the constraints.	Level 4 M4 L14–17


Crosscutting Concepts


1	Patterns	Aligned <i>PhD Science</i> Lessons
	Similarities and differences in patterns can be used to sort, classify, communicate, and analyze simple rates of change for natural phenomena and designed products.	Level 4 M3 L7–9, 30–31 Level 4 M4 L22–27
	Patterns of change can be used to make predictions.	Level 4 M4 L1–2
	Patterns can be used as evidence to support an explanation.	Level 4 M1 L1–5, 18–20, 26–27 Level 4 M2 L4–5, 8–11, 24–26 Level 4 M3 L1–3, 7–11, 20, 24–31 Level 4 M4 L3–4, 7–8, 14–17
2	Cause and Effect	Aligned <i>PhD Science</i> Lessons
	Cause and effect relationships are routinely identified, tested, and used to explain change.	Level 4 M1 L6–17, 21–27 Level 4 M2 L1–7, 10–14, 24–26 Level 4 M3 L6–23, 30–31 Level 4 M4 L3–13, 18–21, 25–27
	Events that occur together with regularity might or might not be a cause and effect relationship.	Level 4 M1 L19–20, 25–27
3	Scale, Proportion, and Quantity	Aligned <i>PhD Science</i> Lessons
	Natural objects and/or observable phenomena exist from the very small to the immensely large or from very short to very long time periods.	Level 4 M1 L3–5
	Standard units are used to measure and describe physical quantities such as weight, time, temperature, and volume.	Level 3 M1 L4–10 Level 3 M3 L1–3, 14–15 Level 5 M1 L3–4, 13–17, 23–26 Level 5 M3 L1–3, 10–11, 25–27


4	Systems and System Models	Aligned <i>PhD Science</i> Lessons
	A system is a group of related parts that make up a whole and can carry out functions its individual parts cannot.	Level 4 M1 L21–24 Level 4 M2 L15–23 Level 4 M4 L14–17, 26–27
	A system can be described in terms of its components and their interactions.	Level 4 M1 L1–2, 12–17 Level 4 M2 L1–11, 24–26 Level 4 M3 L7–9, 15–19, 21–23, 26–28, 30–31 Level 4 M4 L1–6, 10–13, 18–27
5	Energy and Matter	Aligned <i>PhD Science</i> Lessons
	Matter is made of particles.	Level 5 M1 L5–8, 23–26 Level 5 M2 L6–9, 14, 25–26 Level 5 M4 L3–4
	Matter is transported into, out of, and within systems.	Level 5 M2 L10–11, 25–26
	Matter flows and cycles can be tracked in terms of the mass of the substances before and after a process occurs. The total mass of the substances does not change. This is what is meant by conservation of matter.	Level 5 M2 L10–11, 25–26
	Energy can be transferred in various ways and between objects.	Level 4 M2 L1–3, 8–26 Level 4 M3 L10–19, 30–31
6	Structure and Function	Aligned <i>PhD Science</i> Lessons
	Different materials have different substructures, which can sometimes be observed.	Level 4 M3 L4–5, 20, 24–25 Level 4 M4 L7–9, 25–27
	Substructures have shapes and parts that serve functions.	Level 4 M3 L4–6, 29–31
7	Stability and Change	Aligned <i>PhD Science</i> Lessons
	Change is measured in terms of differences over time and may occur at different rates.	Level 4 M1 L3–11, 18–20, 25–27
	Some systems appear stable, but over long periods of time will eventually change.	Level 3 M1 L8–10 Level 5 M2 L24–26 Level 5 M3 L14–16

PhD Science® 3–5 Curriculum Correlation to Louisiana Student Standards for Science: Level 5

 Green indicates that *PhD Science*® fully addresses the standard within the grade level or the 3–5 grade band.

 Blue indicates that *PhD Science* covers the standard but in a different grade band.

 Yellow indicates that *PhD Science* partially covers the standard within the grade level or the 3–5 grade band.

 Red indicates that *PhD Science* does not cover the standard.

Key: Module (M), Lesson (L)

The *PhD Science* 3–5 curriculum fully aligns with the Grade 5 Louisiana Student Standards for Science. A detailed analysis of alignment appears in the table below.

Grade 5 Performance Expectations

Matter and Its Interactions		Aligned <i>PhD Science</i> Lessons
5-PS1-1	Develop a model to describe that matter is made of particles too small to be seen.	Level 5 M1 L5–10, 23–26
5-PS1-2	Measure and graph quantities to provide evidence that regardless of the type of change that occurs when heating, cooling, or mixing substances, the total amount of matter is conserved.	Level 5 M1 L9–17, 23–26
5-PS1-3	Make observations and measurements to identify materials based on their properties.	Level 5 M1 L1–4, 11–17, 23–26
5-PS1-4	Conduct an investigation to determine whether the mixing of two or more substances results in new substances.	Level 5 M1 L1–2, 13–26

Motion and Stability: Forces and Interactions		Aligned <i>PhD Science</i> Lessons
5-PS2-1	Support an argument that the gravitational force exerted by the Earth is directed down.	Level 5 M4 L3–4, 24–26

Matter and Energy in Organisms And Ecosystems		Aligned <i>PhD Science</i> Lessons
5-PS3-1	Use models to describe that energy in animals' food (used for body repair, growth, motion, and to maintain body warmth) was once energy from the sun.	Level 5 M2 L15–19, 24–26

From Molecules to Organisms: Structures and Processes		Aligned <i>PhD Science</i> Lessons
5-LS1-1	Ask questions about how air and water affect the growth of plants.	Level 5 M2 L3–5, 24–26

Ecosystems		Aligned <i>PhD Science</i> Lessons
5-LS2-1	Develop a model to describe the movement of matter among plants, animals, decomposers, and the environment.	Level 5 M2 L1–2, 6–14, 20, 24–26

Earth's Place in the Universe		Aligned <i>PhD Science</i> Lessons
5-ESS1-1	Support an argument that differences in the apparent brightness of the sun compared to other stars is due to their relative distances from the Earth.	Level 5 M4 L18–19, 24–26
5-ESS1-2	Represent data in graphical displays to reveal patterns of daily changes in length and direction of shadows, day and night, and the seasonal appearance of some stars in the night sky.	Level 5 M4 L1–2, 5–17, 20–26

Earth's Systems		Aligned <i>PhD Science</i> Lessons
5-ESS2-1	Develop a model using an example to describe ways the geosphere, biosphere, hydrosphere, and/or atmosphere interact.	Level 5 M3 L1–3, 6–13, 19–27
5-ESS2-2	Describe and graph the amounts and percentages of [salt] water and fresh water in various reservoirs to provide evidence about the distribution of water on Earth.	Level 5 M3 L4–5, 19–27

Earth and Human Activity		Aligned <i>PhD Science</i> Lessons
5-ESS3-1	Generate and compare multiple solutions about ways individual communities can use science to protect the Earth's resources and environment.	Level 5 M3 L14–18, 24–27

Science and Engineering Practices

1	Asking Questions and Defining Problems	Aligned <i>PhD Science</i> Lessons
	Ask questions about what would happen if a variable is changed.	Level 4 M3 L15–19
	Identify scientific (testable) and non-scientific (non-testable) questions.	Level 3 M3 L12–13 Level 3 M4 L15–16, 19–21
	Ask questions that can be investigated and predict reasonable outcomes based on patterns such as cause and effect relationships.	Level 5 M1 L1–2 Level 5 M2 L1–2 Level 5 M3 L1–3 Level 5 M4 L1–2, 13
	Use prior knowledge to describe problems that can be solved.	Level 5 M3 L19–23
	Define a simple design problem that can be solved through the development of an object, tool, process, or system and includes several criteria for success and constraints on materials, time, or cost.	Level 5 M2 L21–23

2	Developing and Using Models	Aligned <i>PhD Science</i> Lessons
	Identify limitations of models.	Level 5 M1 L5–6 Level 5 M2 L14 Level 5 M3 L6–8, 25–27
	Collaboratively develop and/or revise a model based on evidence that shows the relationships among variables for frequently and regularly occurring events.	Level 5 M1 L5–6 Level 5 M2 L1–2, 6–7 Level 5 M4 L1–2, 7–8, 14–17
	Develop a model using an analogy, example, or abstract representation to describe a scientific principle or design solution.	Level 5 M1 L7–8 Level 5 M2 L20, 25–26 Level 5 M3 L6–8, 10–11, 24–27 Level 5 M4 L3–4, 24–26
	Develop and/or use models to describe and/or predict phenomena.	Level 5 M1 L1–2, 9–10, 13–14, 23–26 Level 5 M2 L1–2, 6–7, 14 Level 5 M3 L1–3, 9, 12–16, 25–27 Level 5 M4 L13, 20–26
	Develop a diagram or simple physical prototype to convey a proposed object, tool, or process.	Level 5 M3 L19–23
	Use a model to test cause and effect relationships or interactions concerning the functioning of a natural or designed system.	Level 5 M3 L12–13 Level 5 M4 L9–12

3	Planning and Carrying Out Investigations	Aligned <i>PhD Science</i> Lessons
	Plan and conduct an investigation collaboratively to produce data to serve as the basis for evidence, using fair tests in which variables are controlled and the number of trials considered.	Level 5 M1 L18–22 Level 5 M2 L3–5 Level 5 M4 L25–26
	Evaluate appropriate methods and/or tools for collecting data.	Level 5 M2 L3–5
	Make observations and/or measurements to produce data to serve as the basis for evidence for an explanation of a phenomenon or test a design solution.	Level 5 M1 L13–14, 24–26 Level 5 M3 L10–11 Level 5 M4 L18–19
	Make predictions about what would happen if a variable changes.	Level 5 M4 L5–6
	Test two different models of the same proposed object, tool, or process to determine which better meets criteria for success.	Level 4 M4 L14–17

4	Analyzing and Interpreting Data	Aligned <i>PhD Science</i> Lessons
	Represent data in tables and/or various graphical displays (bar graphs, pictographs, and/or pie charts) to reveal patterns that indicate relationships.	Level 5 M2 L3–5, 10–11 Level 5 M3 L4–5, 14–16 Level 5 M4 L14–15
	Analyze and interpret data to make sense of phenomena, using logical reasoning, mathematics, and/or computation.	Level 5 M1 L15–17, 24–26 Level 5 M2 L8–9, 12–13, 15–17, 25–26 Level 5 M3 L4–5, 25–27
	Compare and contrast data collected by different groups in order to discuss similarities and differences in their findings.	Level 5 M3 L14–16
	Analyze data to refine a problem statement or the design of a proposed object, tool, or process.	Level 4 M4 L14–17
	Use data to evaluate and refine design solutions.	Level 4 M4 L14–17

5	Using Mathematics and Computational Thinking	Aligned <i>PhD Science</i> Lessons
	Decide if qualitative or quantitative data are best to determine whether a proposed object or tool meets criteria for success.	Level 5 M4 L5–6
	Organize simple data sets to reveal patterns that suggest relationships.	Level 5 M4 L25–26
	Describe, measure, estimate, and/or graph quantities (e.g., area, volume, time) to address scientific and engineering questions and problems.	Level 5 M1 L3–4, 15–17 Level 5 M3 L10–11, 24–27
	Create and/or use graphs and/or charts generated from simple algorithms (computation) to compare alternative solutions to an engineering problem.	Level 4 M4 L14–17

6	Constructing Explanations and Designing Solutions	Aligned <i>PhD Science</i> Lessons
	Construct an explanation of observed relationships (e.g., the distribution of plants in the backyard).	Level 5 M2 L12–13, 25–26 Level 5 M4 L22–26
	Use evidence (e.g., measurements, observations, patterns) to construct or support an explanation or design a solution to a problem.	Level 5 M1 L5–6, 23–26 Level 5 M2 L15–17, 24–26 Level 5 M3 L17–18, 25–27 Level 5 M4 L24–26
	Identify the evidence that supports particular points in an explanation.	Level 5 M1 L11–12, 23–26 Level 5 M2 L24–26 Level 5 M4 L20–21, 24–26
	Apply scientific ideas to solve design problems.	Level 5 M4 L9–12
	Generate and compare multiple solutions to a problem based on how well they meet the criteria and constraints of the design problem.	Level 5 M1 L18–22 Level 5 M2 L21–23 Level 5 M3 L19–23 Level 5 M4 L3–4

7	Engaging in Argument from Evidence	Aligned <i>PhD Science</i> Lessons
	Compare and refine arguments based on an evaluation of the evidence presented.	Level 3 M3 L16–18 Level 4 M3 L21–23 Level 4 M4 L7–8
	Distinguish among facts, reasoned judgment based on research findings, and speculation in an explanation.	Level 5 M4 L5–6
	Respectfully provide and receive critiques from peers about a proposed procedure, explanation, or model by citing relevant evidence and posing specific questions.	Level 5 M2 L3–5, 21–23, 25–26
	Construct and/or support an argument with evidence, data, and/or a model.	Level 5 M1 L3–4, 24–26 Level 5 M2 L3–5, 8–11, 25–26 Level 5 M3 L25–27 Level 5 M4 L13–17, 20–21, 24–26
	Use data to evaluate claims about cause and effect.	Level 5 M4 L24–26
	Make a claim about the merit of a solution to a problem by citing relevant evidence about how it meets the criteria and constraints of the problem.	Level 5 M3 L19–23

8	Obtaining, Evaluating, and Communicating Information	Aligned <i>PhD Science</i> Lessons
	Read and comprehend grade-appropriate complex texts and/or other reliable media to summarize and obtain scientific and technical ideas and describe how they are supported by evidence.	Level 5 M2 L10–11, 18–19, 25–26
	Compare and/or combine ideas across complex texts and/or other reliable media to support the engagement in other scientific and/or engineering practices.	Level 5 M2 L6–7, 20 Level 5 M3 L25–27
	Combine information in written text with that contained in corresponding tables, diagrams, and/or charts to support the engagement in other scientific and/or engineering practices.	Level 5 M4 L18–19
	Obtain and combine information from books and/or other reliable media to explain phenomena or solutions to a design problem.	Level 5 M3 L9, 14–16, 19–27
	Communicate scientific and/or technical information orally and/or in written formats, including various forms of media as well as tables, diagrams, and charts.	Level 3 M2 L20–21 Level 4 M1 L23–24

Disciplinary Core Ideas

Physical Science—Matter and Its Interactions (PS1)

PS1.A: Structure and Properties of Matter		Aligned PhD Science Lessons
UE.PS1A.a	Matter of any type can be subdivided into particles that are too small to see, but even then the matter still exists and can be detected by other means. A model showing that gases are made from matter particles that are too small to see and are moving freely around in space can explain many observations, including boiling water, the inflation and shape of a balloon, and the effects of air on larger particles or objects.	Level 5 M1 L5–10, 23–26
UE.PS1A.b	The amount of mass in matter is conserved when it changes form, even in transitions in which it seems to vanish.	Level 5 M1 L9–17, 23–26
UE.PS1A.c	Measurements of a variety of properties can be used to identify materials.	Level 5 M1 L1–4, 11–17, 23–26
PS1.B: Chemical Reactions		Aligned PhD Science Lessons
UE.PS1B.a	When two or more different substances are mixed, a new substance with different properties may be formed.	Level 5 M1 L1–2, 15–26
UE.PS1B.b	No matter what reaction or change in properties occurs, the total mass of the substances does not change.	Level 5 M1 L9–17, 23–26

Physical Science—Motion and Stability: Forces and Interactions (PS2)

PS2.B: Types of Interactions		Aligned PhD Science Lessons
UE.PS2B.c	The gravitational force of Earth acting on an object near Earth’s surface pulls that object toward the planet’s center.	Level 5 M4 L3–4, 24–26

Physical Science—Energy (PS3)

PS3.D: Energy in Chemical Processes and Everyday Life		Aligned PhD Science Lessons
UE.PS3D.b	The energy released from food was once energy from the sun that was captured by plants in the chemical process that forms plant matter (from air and water).	Level 5 M2 L6–7, 15–19, 24–26

Life Science—From Molecules to Organisms: Structures and Processes (LS1)

LS1.C: Organization for Matter and Energy Flow in Organisms		Aligned <i>PhD Science</i> Lessons
UE.LS1C.a	Food provides animals with the materials they need for body repair and growth and the energy they need to maintain body warmth and for motion.	Level 5 M2 L8–9, 15–19, 24–26
UE.LS1C.b	Plants acquire their material for growth chiefly from air and water.	Level 5 M2 L3–5, 24–26

Life Science—Ecosystems: Interactions, Energy, and Dynamics (LS2)

LS2.A: Interdependent Relationships in Ecosystems		Aligned <i>PhD Science</i> Lessons
UE.LS2A.a	The food of almost any kind of animal can be traced back to plants. Organisms are related in food webs in which some animals eat plants for food and other animals eat the animals that eat plants.	Level 5 M2 L1–2, 8–9, 24–26
UE.LS2A.b	Some organisms, such as fungi and bacteria, break down dead organisms and therefore operate as “decomposers.” Decomposition eventually restores (recycles) some materials back to the soil.	Level 5 M2 L10–14, 24–26
UE.LS2A.c	Organisms can survive only in environments in which their particular needs are met. A healthy ecosystem is one in which multiple species of different types are each able to meet their needs in a relatively stable web of life.	Level 5 M2 L1–2, 8–9, 24–26
UE.LS2A.d	Newly introduced species can damage the balance of an ecosystem.	Level 5 M2 L20, 24–26
LS2.B: Cycles of Matter and Energy Transfer in Ecosystems		Aligned <i>PhD Science</i> Lessons
UE.LS2B.a	Matter cycles between the air and soil and among plants, animals, decomposers, and microbes as these organisms live and die. Organisms obtain gases, and water, from the environment and release waste matter (gas, liquid, or solid) back into the environment.	Level 5 M2 L6–7, 10–14, 24–26

Earth and Space Science—Earth’s Place in the Universe (ESS1)

ESS1.A: The Universe and Its Stars		Aligned <i>PhD Science</i> Lessons
UE.ESS1A.a	The sun is a star that appears larger and brighter than other stars because it is closer. Stars range greatly in their distance from Earth.	Level 5 M4 L18–19, 24–26
ESS1.B: Earth and the Solar System		Aligned <i>PhD Science</i> Lessons
UE.ESS1B.a	The orbits of Earth around the sun and of the moon around Earth, together with the rotation of Earth about an axis between its North and South poles, cause observable patterns. These include day and night; daily changes in the length and direction of shadows; and different positions of the sun, moon, and stars at different times of the day, month, and year.	Level 5 M4 L1–2, 5–17, 20–26

Earth and Space Science—Earth’s Systems (ESS2)

ESS2.A: Earth Materials and Systems		Aligned <i>PhD Science</i> Lessons
UE.ESS2A.b	Earth’s major systems are the geosphere (solid and molten rock, soil, and sediments), the hydrosphere (water and ice), the atmosphere (air), and the biosphere (living things, including humans). These systems interact in multiple ways to affect Earth’s surface materials and processes. The ocean supports a variety of ecosystems and organisms, shapes landforms, and influences climate. Winds and clouds in the atmosphere interact with the landforms to determine patterns of weather.	Level 5 M3 L1–13, 24–27
ESS2.C: The Roles of Water in Earth’s Surface Processes		Aligned <i>PhD Science</i> Lessons
UE.ESS2C.a	Nearly all of Earth’s available water is in the ocean. Most fresh water is in glaciers or underground; only a tiny fraction is in streams, lakes, wetlands, and the atmosphere.	Level 5 M3 L4–5, 24–27
UE.ESS2C.b	Liquid water can become the gas form of water (water vapor) and liquid water can become a solid as ice.	Level 5 M1 L9-10

Earth and Space Science—Human Sustainability (ESS3)

ESS3.C: Human Impacts on Earth Systems		Aligned <i>PhD Science</i> Lessons
UE.ESS3C.a	Human activities in agriculture, industry, and everyday life have had major effects on the land, vegetation, streams, ocean, and the atmosphere. But individuals and communities are doing things to help protect Earth’s resources and environments.	Level 5 M3 L14–27

Engineering, Technology and Application of Science—Engineering Design (ETS1)

ETS1.B: Developing Possible Solutions		Aligned <i>PhD Science</i> Lessons
ETS.UE.1B.c	Tests are often designed to identify failure points or difficulties, which suggest the elements of the design that need to be improved.	Level 5 M1 L18–22

Crosscutting Concepts

1	Patterns	Aligned <i>PhD Science</i> Lessons
	Similarities and differences in patterns can be used to sort, classify, communicate, and analyze simple rates of change for natural phenomena and designed products.	Level 5 M4 L5–6, 13–17, 22–23
	Patterns of change can be used to make predictions.	Level 5 M4 L9–12, 20–21, 24–26
	Patterns can be used as evidence to support an explanation.	Level 5 M1 L7–8 Level 5 M2 L1–5, 8–9, 15–17, 25–26 Level 5 M3 L6–9 Level 5 M4 L1–4, 7–8, 24–26

2	Cause and Effect	Aligned <i>PhD Science</i> Lessons
	Cause and effect relationships are routinely identified, tested, and used to explain change.	Level 5 M1 L1–2, 5–6, 9–10, 18–22, 24–26 Level 5 M2 L3–7, 12–13, 18–19, 21–23, 25–26 Level 5 M3 L6–8, 12–13, 17–18, 25–27 Level 5 M4 L5–6, 24–26
	Events that occur together with regularity might or might not be a cause and effect relationship.	Level 5 M2 L20 Level 5 M3 L14–16

3	Scale, Proportion, and Quantity	Aligned <i>PhD Science</i> Lessons
	Natural objects and/or observable phenomena exist from the very small to the immensely large or from very short to very long time periods.	Level 5 M1 L23–26 Level 5 M2 L10–11 Level 5 M3 L4–5, 24–27 Level 5 M4 L18–19, 24–26
	Standard units are used to measure and describe physical quantities such as weight, time, temperature, and volume.	Level 5 M1 L3–4, 13–17, 23–26 Level 5 M3 L1–3, 10–11, 25–27

4	Systems and System Models	Aligned <i>PhD Science</i> Lessons
	A system is a group of related parts that make up a whole and can carry out functions its individual parts cannot.	Level 5 M2 L14, 18–19, 24–26 Level 5 M3 L6–8
	A system can be described in terms of its components and their interactions.	Level 5 M1 L3–4, 15–17 Level 5 M2 L1–2, 6–11, 24–26 Level 5 M3 L1–9, 12–13, 19–27 Level 5 M4 L1–2, 7–26
5	Energy and Matter	Aligned <i>PhD Science</i> Lessons
	Matter is made of particles.	Level 5 M1 L5–8, 23–26 Level 5 M2 L6–9, 14, 25–26 Level 5 M4 L3–4
	Matter is transported into, out of, and within systems.	Level 5 M2 L10–11, 25–26
	Matter flows and cycles can be tracked in terms of the mass of the substances before and after a process occurs. The total mass of the substances does not change. This is what is meant by conservation of matter.	Level 5 M2 L10–11, 25–26
	Energy can be transferred in various ways and between objects.	Level 5 M1 L13–14 Level 5 M2 L15–19, 24–26 Level 5 M3 L10–11
6	Structure and Function	Aligned <i>PhD Science</i> Lessons
	Different materials have different substructures, which can sometimes be observed.	Level 3 M2 L1–3 Level 4 M3 L4–5, 20, 24–25 Level 4 M4 L7–9, 25–27
	Substructures have shapes and parts that serve functions.	Level 3 M2 L9–12 Level 3 M3 L4–6, 21–28 Level 4 M3 L4–6, 29–31

7	Stability and Change	Aligned <i>PhD Science</i> Lessons
	Change is measured in terms of differences over time and may occur at different rates.	Level 5 M1 L1–2, 9–12, 18–26 Level 5 M2 L12–13, 20, 25–26 Level 5 M3 L17–18 Level 5 M4 L5–6, 9–12, 24–26
	Some systems appear stable, but over long periods of time will eventually change.	Level 5 M2 L24–26 Level 5 M3 L14–16