

MODULE 1

FIRST GRADE

What's Happening in English Language Arts Class?

Your child's class will use Wit & Wisdom as our English Language Arts curriculum. By reading and responding to excellent fiction and nonfiction, your student will learn about key history, science, and literature topics.



A WORLD OF BOOKS

In this first module, *A World of Books*, we will study the power of books and libraries around the world. Some people have climbed mountains just to find books. Others have used boats or even on elephants to get to libraries. In this module, we will ask: How do books—and the knowledge they bring—change lives around the world?

OUR CLASS WILL
READ THESE BOOKS:



OUR CLASS WILL
LOOK AT THIS
PAINTING:



Nonfiction Picture Books

- *Museum ABC* by The Metropolitan Museum of Art
- *My Librarian Is a Camel* by Margriet Ruurs

- [The Midnight Ride of Paul Revere](#), Grant Wood

Fiction Picture Books

- *Tomás and the Library Lady* by Pat Mora and Raul Colon
- *Waiting for the Biblioburro* by Monica Brown and John Parra
- *That Book Woman* by Heather Henson and David Small
- *Green Eggs and Ham* by Dr. Seuss

Find all the links online at <http://bit.ly/witwisdom1st>



BALTIMORE CITY
PUBLIC SCHOOLS

© Great Minds PBC

www.baltimorecityschools.org/elementary-school



OUR CLASS WILL ASK THESE QUESTIONS:



- How do library books change life for Tomás?
- How does the Biblioburro change life for Ana?
- How do people around the world get books?
- How does the packhorse librarian change life for Cal?
- How do books change my life?

OUR CLASS WILL WATCH THESE VIDEOS:



- ["Biblioburro: The Donkey Library,"](#) Ebonne Ruffins, CNN
- ["Pack Horse Librarians,"](#) SLIS Storytelling

VOCABULARY

For their tests, your child should know the meaning of each word. They should also know how to use each word in a sentence:

- | | |
|---------------|--------------|
| • Borrow | • Scholar |
| • Eager | • Portrait |
| • Imagination | • Duck |
| • Migrant | • Landscape |
| • Inspire | • Signs |
| • Remote | • Still life |
| • Mobile | |



PRACTICING AT HOME

WRITING, TALKING AND READING



Snapshot: In this first module, A World of Books, your child will learn about the power of books and libraries around the world.

MODULE 1: A WORLD OF BOOKS

FIRST GRADE

YOUR CHILD WILL WORK ON THIS LEARNING GOAL:

At the *end of this unit*, your child will work on this goal:

Write and draw to tell a story (narrative) about a character whose life has changed because of books.

- The narrative will include:
 - **illustrations** (pictures that explain the story)
 - **characters** (who they are writing about)
 - **setting** (from My Librarian is a Camel text)
 - **resolution** (how the character solved a problem)
- Your child will use complete sentences, correct capitalization, and correct punctuation

Check out [mClass Home Connect](#) for more great activities linked to your child's learning!

TRY THESE ACTIVITIES AT HOME

PHONICS:

Your child is learning lots of phonics skills to become a strong reader. Please try this activity to help them with what they are learning in school:

Practicing Beginning Sounds

Your child is working on beginning sounds. Ask your child's teacher what beginning sounds they are working on.

- **Step 1:** Find and cut out pictures of different objects from a magazine or junk mail. Make sure you choose objects that are not confusing to your child. For example, pictures of a dog, cat, bird, ball, book, or car work well.
- **Step 2:** Spread the pictures out on a surface and say, "I am thinking of something that starts with the /b/ sound." **Be sure to give your child the sound of the letter** and not the letter name.
- **Step 3:** Have your child find the picture that starts with the letter sound you just shared.



Remember, you can try these activities any time. Do as much or as little as your time allows. You can do **Let's Talk** while running errands or cooking dinner.

Find all the links online at <http://bit.ly/witwisdom1st>



© Great Minds PBC

www.baltimorecityschools.org/elementary-school

LET'S TALK:

Talk with your child about how their day went. You can help them connect what they learned in school with their life.

Ask your child:

- How do kids in other countries get books? Would you want to travel to any of those countries? Why?
- What is your favorite book? Why?

WRITING:

Your child is learning how to write and express themselves and what they have learned. Please try this writing activity at home:

A Book About My Life

Your child is learning about how books change lives across the world.

- **Step 1:** Ask your child about an important moment in their life. For example, starting school, getting a new sibling, learning how to ride a bike.
- **Step 2:** Have your child create the cover page for a book about that important moment. Ask them to write a title (for example, "Alexandra can ride a bike"), illustrate their book cover, and include the author (their own name!).

Free Places to Explore and Learn Online

- Walters Art Museum: Visit [here](#) to explore.
- Baltimore Museum of Art: Visit [here](#) to explore. (If you want to go to the BMA, you will need to reserve a time.)

REMINDERS

- Ask your child's teacher for copies of their end of unit tasks
- Ask your child's teacher for the mClass Home Connect Letter
- Ask your child's teacher what reading skills they need more support with
- Watch for your child's report card
- Schedule your parent teacher conference
- Check the City Schools calendar each week for important dates/reminders

RESOURCES

Want to read more books about this unit at home?

Here are some suggestions:

- *Poppleton* by Cynthia Rylant
- *Rain School* by James Rumford
- *Library Lion* by Michelle Knudsen
- *Abe Lincoln: The Boy Who Loved Books* by Kay Winters
- *Thank You Mr. Falker* by Patricia Polacco
- *Wild About Books* by Judy Sierra
- *The Library* by Sarah Stewart

TIP: Find these books for free online at the [Enoch Pratt Free Library](#). You can ask the library to have them ready for you to pick up. Or, you can ask the library to mail books to you.

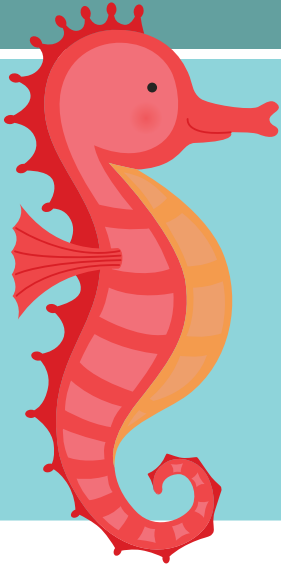


MODULE 2

FIRST GRADE

What's Happening in English Language Arts Class?

Wit & Wisdom is our English curriculum. Your students will study excellent writing to build their knowledge of key topics in history, science, and literature.



Creature Features

In this module, we will study the unique features of animals. We will ask: What makes animals so fascinating? How do we observe, learn about, and with animals? How are animals' bodies and behavior like one another? How are they different from one another?

OUR CLASS WILL
READ THESE BOOKS:



Nonfiction Picture Books



- *Me...Jane* by Patrick McDonnell
- *Never Smile at a Monkey* by Steve Jenkins
- *Sea Horse: The Shyest Fish in the Sea* by Chris Butterworth and John Lawrence
- *What Do You Do With a Tail Like This?* by Steve Jenkins and Robin Page

Fiction Picture Books

- *Seven Blind Mice* by Ed Young

Fables


- "The Hare & the Tortoise," Aesop's Fables
- "The Ants & the Grasshopper," Aesop's Fables



OUR CLASS WILL
LOOK AT THESE
PAINTINGS:



- [Young Hare](#), Albrecht Dürer (1502)
- [The Snail](#), Henri Matisse (1953)



Find all the links online at <http://bit.ly/witwisdom1st>



BALTIMORE CITY
PUBLIC SCHOOLS

www.baltimorecityschools.org/elementary-school

© Great Minds PBC



**OUR CLASS WILL
ASK THESE
QUESTIONS:**



What lessons can we learn through stories about animals?

- How did Jane Goodall make discoveries about animals?
- How do sea horses use their unique features?
- How do animals use the same feature in unique ways?
- How do animals use their unique features in unexpected ways?
- What can we discover about animals' unique features?

**OUR CLASS WILL
WATCH THIS VIDEO:**





- ["Pygmy Sea Horses: Masters of Camouflage,"](#) Deep Look (2014)

VOCABULARY

For their tests, your child should know the meaning of each word and how to use it in a sentence:

- | | |
|--------------|-----------|
| • Discover | • Mammal |
| • Impossible | • Protect |
| • Cherish | • Avoid |
| • Wisdom | • Touch |
| • Observe | • Unique |
| • Moral | • Index |
| • Features | |




PRACTICING AT HOME

WRITING, TALKING AND READING

Snapshot: In this second module, Creature Features, your child will learn about the unique features of animals.

MODULE 2:
CREATURE FEATURES




FIRST GRADE

YOUR CHILD WILL WORK ON THIS LEARNING GOAL:

At the [end of this unit](#), your child will work on this goal:

Write an informative paragraph about an animal's unique features.

- The informative paragraph will include:
 - **Illustrations** (pictures that explain the story)
 - **Details** (who, what, when, where, how)
 - **Conclusion** (summarizes what was written)
 - Complete sentences
- Correct capitalization
- Their best spelling
- Correct punctuation



Check out [mClass Home Connect](#) for more great activities linked to your child's learning!

TRY THESE ACTIVITIES AT HOME

PHONICS:

Your child is learning phonics skills to become a strong reader. Please try this activity to help them practice their skills:

Practicing short vowel sounds and consonants

Your child is working on short vowel sounds and consonants. Ask your child's teacher what beginning sounds they are working on.

You can learn more about the short vowel sounds they are working on [here](#).

They are also learning about consonants and practicing their daily consonant drill in school. Practice the daily consonant drill with your child. They are learning the letter sounds for the following consonants:

b c d f g h j k l m n p q r s t v w x y z

Follow these steps to practice the consonant drill with your child.

- Click on this [video](#)
- Turn the volume down. Ask your child to say the letter, sound, and picture with each flashcard.
- If you child has trouble with a letter, turn up the volume so your child can review the letter, sound, and picture
- Have your child go through the list a 2nd time

Remember, you can try these activities any time. Do as much or as little as your time allows. You can do **Let's Talk** while running errands or cooking dinner.

Find all the links online at <http://bit.ly/witwisdom1st>



© Great Minds PBC

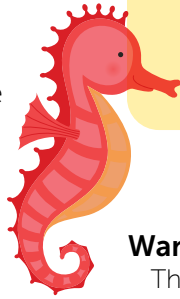
www.baltimorecityschools.org/elementary-school

LET'S TALK:

Talk with your child about how their day went. Help them connect their schoolwork with their life.

Ask your child:

- What animal do you want to learn more about?
- Were you surprised by an animal's features? What surprised you?
- Let's look closer at words and pictures in the book. What do they show about this book's meaning?



REMINDERS

- Ask your child's teacher
 - For copies of their end of module tasks.
 - For their Amplify mClass Home Connect Letter.
 - What reading skills your child is working on.
- Watch for your child's report card and schedule your parent/teacher conference.
- Check the City Schools [calendar](#) each week for important dates/reminders.

RESOURCES

Want to read more books with your child at home?

These books will help them learn more about creature features. Find books about animals they like!

- *Where else in the Wild?* by David Schwartz
- *Unusual Creatures* by Michael Hearst
- *Fins, Furs, and Feathers: Abraham Dee Bartlett and the Invention of the Modern Zoo* by Cassandre Maxwell
- *Starfish* by Edith Thatcher Hurd
- *Sharks* by Kate Riggs
- *Amazing Animals: Dolphins* by Kate Riggs
- *Gentle Giant Octopus* by Karen Wallace
- *Surprising Sharks* by Nicola Davies
- *Big Blue Whale* by Nicola Davies
- *Amazing Animals: Cheetah* by Kate Riggs
- *Amazing Animals: Elephants* by Kate Riggs
- *Walk with a Wolf* by Janni Howker
- *Biggest, Strongest, Fastest* by Steve Jenkins
- *A Tower of Giraffes* by Anna Wright
- *The Happy Lion* by Louise Fatio
- *Unlovable* by Dan Yaccarino
- *Inch by Inch* by Leo Leonni
- *Amazing Animals: Eagles* by Kate Riggs
- *Bat Loves the Night* by Nicola Davies
- *Grasshopper on the Road* by Arnold Lobel
- *Behold the Beautiful Dung Beetle* by Cheryl Bardoe
- *Yucky Worms* by Vivian French
- *Chameleons Are Cool* by Martin Jenkins
- *The Beetle Book* by Steve Jenkins
- *The Iridescence of Birds* by Patricia MacLachlan
- *The Circus Ship* by Chris Van Dusen
- *Henri's Scissors* by Jeanette Winter
- *The Cat and the Bird: Children's Book Inspired* by Paul Klee by Geraldine Elschner
- *A Bird or Two: A Story About Henri Matisse* by Bijou le Tord;

WRITING:

Your child is learning to write, so they can express themselves and what they have learned. Please try this writing activity at home:

My Imaginary Animal

Animals have unique features...let's wonder and imagine.

- **Step 1:** Have your child think about an imaginary animal. For example, a purple animal with stripes like a zebra but small like a cat.
- **Step 2:** Have your child describe what the animal looks like and their unique features.
- **Step 3:** Have your child draw their imaginary animal.
- **Step 4:** Have your child write 2-4 sentences about how their imaginary animal uses their unique features.

TIP: Use writing paper that your child uses in school. You can find them [here and print](#).



Free Places to Explore and Learn Online

- Walters Art Museum: Visit [here](#) to explore.
- Baltimore Museum of Art: Visit [here](#) to explore. (If you want to go to the BMA, you will need to reserve a time.)

See real creatures and their features. You can view some creatures in real time.

- National Aquarium in Baltimore: <https://aqua.org/> You can learn about water creatures and see them in action.
- The Maryland Zoo in Baltimore: Visit <https://www.marylandzoo.org/> to meet more animals and see them in action.


TIP: Find these books for free online at the [Enoch Pratt Free Library](#). You can ask the library to have them ready for you to pick up. Or, you can ask the library to mail books to you.

MODULE 3

FIRST GRADE

What's Happening in English Language Arts Class?

Your child's class will use Wit & Wisdom as our English Language Arts curriculum. Your student will read and respond to excellent fiction and nonfiction writing. They will learn about key history, science, and literature topics.



POWERFUL FORCES.

We will find out what wind can do and how wind makes people feel. We will explore how people respond to the power of the wind.

**OUR CLASS WILL
READ THESE BOOKS:**



Nonfiction Picture Books

- *The Boy Who Harnessed the Wind* by William Kamkwamba and Bryan Mealer
- *Feel the Wind* by Arthur Dorros
- *Feelings* by Aiki

Fiction Picture Books

- *Brave Irene* by William Steig
- *Owl at Home* by Arnold Lobel. See the chapter "The Guest."
- *Gilberto and the Wind* by Marie Hall Ets

Poem

- "The Wind" by James Reeves
- "It Fell in the City" by Eve Merriam
- "This Windmill" by Amy Ludwig VanDerwater

**OUR CLASS WILL
LOOK AT THESE
PAINTINGS:**



- [The Red Mill](#) by Piet Mondrian (1911)
- [Oostzijdse Mill With Extended Blue, Yellow and Purple Sky](#) by Piet Mondrian (1907)
- [Windmill in the Gein](#) by Piet Mondrian (1906-7)

**OUR CLASS WILL
WATCH THIS VIDEO:**



- ["William and the Windmill"](#) Toronto Star



Find all the links online at <http://bit.ly/witwisdom1st>

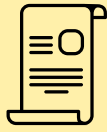


BALTIMORE CITY
PUBLIC SCHOOLS

© Great Minds PBC

www.baltimorecityschools.org/elementary-school

**OUR CLASS WILL
READ THESE
ARTICLES:**



- "Wind at Work"
- "What Makes the Wind?"

**OUR CLASS WILL
READ THIS PART OF
A SHORT STORY:**



- "Owl and the Moon," Arnold Lobel

**OUR CLASS WILL
ASK THESE
QUESTIONS:**



- How is wind a powerful force?
- What are feelings?
- How do characters respond to the powerful force of the wind?
- How does Irene respond to the powerful force of the wind?
- How does William use the powerful force of the wind?

VOCABULARY

For their tests, your child should know the meaning of each word and how to use it in a sentence:

soar

feelings

generous

selfish

float

shiver

scorched

magic



PRACTICING AT HOME

Writing, Talking and Reading

Snapshot: In this third module, Powerful Forces, your child will discover the power of wind. They will also find out how wind makes people feel.

MODULE 3:
POWERFUL FORCES

FIRST GRADE



YOUR CHILD WILL WORK ON THIS LEARNING GOAL:

Create a story about the wind that includes words about feelings and show order of events. Your child will use a [story map](#) to plan their story.

The story will include:

- **CHARACTERS** (who is the story about)
- **SETTING** (when and where the story takes place)
- **PROBLEM** (the main character's challenge)
- **EVENT** (what happens)
- **RESOLUTION** (end of the problem)

AT HOME ACTIVITIES

PHONICS:

Your child is learning phonics skills, so they will become a strong reader. This activity will help them practice the phonics skills from their class.

Matching Game

- **Step 1:** Choose four short words, such as small, skin, bring, and snap.
- **Step 2:** Draw two columns. Label one column "Word Beginnings" and the other "Word Endings".
- **Step 3:** Have your child match the beginning and ending of each word.
- **Step 4:** Challenge! Use harder words. You can use the words that your child needs to know for their tests. See first page.

Word Beginnings	Word Endings
sm	in
br	ap
sn	all
sk	ing

Check out [mClass Home Connect](#) for more great activities linked to your child's learning!

Find all the links online at <http://bit.ly/witwisdom1st>



© Great Minds PBC

www.baltimorecityschools.org/elementary-school

LET'S TALK: Here is a way to talk with your child about what they are learning.

Ask your child:

- Where do you think the animals go when it's windy?
- Can you tell me what a blizzard is? Do you think we will have a blizzard this winter?
- Are you looking forward to the summer? How do you feel when a summer breeze blows past you?

WRITING: Your child is learning to write. They will write to express themselves and show what they have learned. Please try this writing activity at home.

My Perfect Snow Day

- **Step 1:** Ask your child to imagine their perfect snow day.
- **Step 2:** Have your child write a full story of what their day looks like from beginning to end.

For example, they can write sentences to answer these questions:

- What do you do when you wake up and see snow outside?
- What do you do once you wake up? What do you do next?
- Where do you go on your perfect snow day?
- How do you feel about your perfect snow day?
- Who do you see on your perfect snow day?

REMINDERS

- Ask your child's teacher:
 - For copies of their end of module tasks.
 - For their Amplify mClass Home Connect Letter.
 - What reading skills your child is working on.
- Watch for your child's report card and schedule your parent/teacher conference.
- Check the City Schools [calendar](#) often for important dates/reminders.

RESOURCES

Want to read some books with your child at home?

These books will help them learn more about wind, weather, and feelings.

- *The Wonderful Wizard of Oz* by L. Frank Baum
- *Alexander and the Terrible, Horrible, No Good, Very Bad Day* by Judith Viorst
- *Time of Wonder* by Robert McCloskey
- *Katy and the Big Snow* by Virginia Lee Burton
- *A Small Tall Tale From the Far Far North* by Peter Sis
- *Hurricanes!* by Gail Gibbons
- *Tornadoes!* by Gail Gibbons
- *The Wind Blew* by Pat Hutchins

TIP: Find these books for free at your local [Enoch Pratt Free Library!](#)

Free Places to Learn and Explore Art on Wind and Windmills

- Walters Art Museum: Visit [here](#) for more information
- Baltimore Museum of Art: Visit [here](#) for more information

MODULE 4

FIRST GRADE

What's Happening in English Language Arts Class?

Your child's class will use Wit & Wisdom as our English Language Arts curriculum. By reading and responding to excellent fiction and nonfiction, your student will learn about key history, science, and literature topics.



Cinderella Stories

Your child will discover that thousands of Cinderella stories are told around the world. No matter where the Cinderella stories take place, they teach about kindness, forgiveness, and good triumphing over evil. We will ask: Why do people around the world admire Cinderella?

OUR CLASS WILL
READ THESE BOOKS:



OUR CLASS WILL
LOOK AT THESE
PAINTINGS:



Fiction Picture Books

- *Cinderella* by Marcia Brown
- *Cendrillon: A Caribbean Cinderella* by Robert D. San Souci, pictures by Brian Pinkney
- *The Rough-Face Girl* by Rafe Martin, pictures by David Shannon
- *Bigfoot Cinderrrrrella* by Tony Johnston, pictures by James Warhola
- *The Korean Cinderella* by Shirley Climo, pictures by Ruth Heller
- *Adelita* by Tomie dePaola
- *Glass Slipper, Gold Sandal: A Worldwide Cinderella* by Paul Fleischman, pictures by Julie Paschkis

- [First Steps](#) by Jean-Francois Millet
- [First Steps, After Millet](#) by Vincent van Gogh
- [First Steps](#) by Pablo Picasso



Find all the links online at <http://bit.ly/witwisdom1st>



© Great Minds PBC

www.baltimorecityschools.org/elementary-school

**OUR CLASS WILL
VIEW THESE
WEBSITES:**



- “Around the World,” TIME for Kids
- [“Talking Textiles,” The Children’s University of Manchester](#)

**OUR CLASS WILL
ASK THESE
QUESTIONS:**



- Why do people admire Perrault’s Cinderella?
- Why do people admire Rough-Face Girl and Ella?
- Why do people admire Adelita and Pear Blossom?

**OUR CLASS WILL
READ THESE
ARTICLES:**



- “5 Reasons Why Animal Moms Are Awesome” by April Capochino Myers
- “900 Cinderellas” by Marcia Amidon Lusted & Judith C. Greenfield

**OUR CLASS WILL
WATCH THIS VIDEO:**



- [“Kudhinda Screen Printing”](#)
- [“The Process of Making Batik—Artisans at work”](#)
- [“Wycinanka/Paper Cutout”](#)

VOCABULARY

For their tests, your child should know the meaning of each word and how to use it in a sentence:

- admire
- invisible
- forgiving
- gasp
- honest
- scoured
- creature
- invisible



PRACTICING AT HOME

WRITING, TALKING AND READING

Snapshot: In this fourth module, Cinderella Stories, your child will discover that thousands of Cinderella stories are told around the world.



MODULE 4:
CINDERELLA STORIES

FIRST GRADE

YOUR CHILD WILL WORK ON THIS LEARNING GOAL:

Write a paragraph about which Cinderella story they most admire.

Your child will use a character trait chart to record what different Cinderellas are like. They will use examples to support their opinion.

Check out [mClass Home Connect](#) for more great activities linked to your child's learning!

The paragraph will include:

- **Evidence** (facts)
- **Opinion** (thoughts and feelings)
- **Capitalization of character names**
- **Correct writing of lower and uppercase letters**

AT HOME ACTIVITIES

PHONICS:

Your child is learning phonics skills, so they will become a strong reader. This activity will help them practice the phonics skills from their class.

Working with vowel-consonant-e words, such as bite

This activity will help your child with the silent "e" for vowel-consonant-e words. Check out this [video](#) for help.

- **Step 1:** Have your child read the word on the left
- **Step 2:** Have your child add an "e" to the word on the left
- **Step 3:** Have your child read the new word with the "e" at the end with long vowel sound

Step 1	Step 2	Step 3
Mat	Mat + e	Mate
Cap	Cap + e	Cape
Fat	Fat + e	Fate
Quit	Quit + e	Quite
Bit	Bit + e	Bite

Find all the links online at <http://bit.ly/witwisdom1st>



© Great Minds PBC

www.baltimorecityschools.org/elementary-school

LET'S TALK:

Here is a way to talk with your child about what they are learning.

Ask your child:

- If you could live in a magic castle, what would it look like?
- If you woke up with magical powers, what would they be? What would you use your magical powers for?
- If you could eat lunch with Cinderella, where would you go? Why would you go to that place for lunch?
- If you met Cinderella, what would you want to ask her?
- The school year is almost over. What has been your favorite story of the year?

WRITING:

Tip: use writing paper that your child uses in school. You can find them [here and print](#).

Your child is learning to write. They will write to express themselves and show what they have learned. Please try this writing activity at home.

Write a Letter to Cinderella's Stepsisters

- **Step 1:** Ask your child, "Do you think you could convince Cinderella's evil stepsisters to be fair and nice to her?"
- **Step 2:** Have your child write a letter to Cinderella's evil stepsisters. The letter should explain why they should be fair and nice to her. Help your child get started with these sentence starters:
 - You should be nice to Cinderella because she...
 - Cinderella has had a difficult life because she...
 - How you treat others matters because...

Free Places to Explore and Learn Art

- Walters Art Museum: Visit [here](#) for more information
- Baltimore Museum of Art: Visit [here](#) for more information
- Get detailed information for each grade [here](#) on works of art that support the curriculum

REMINDERS

- Ask your child's teacher
 - For copies of their end of module tasks.
 - For their Amplify mClass Home Connect Letter.
 - What reading skills your child is working on.
- Watch for your child's report card and schedule your parent/teacher conference.
- Check the City Schools calendar often for important dates/reminders.
- Sign your child up for the [Enoch Pratt Summer Reading Program](#). Your child will get great book ideas and can win prizes.

RESOURCES

Want to read some books with your child at home?

These books will help them learn more about Cinderella stories.

- *Mufaro's Beautiful Daughters* by John Steptoe
- *Sootface: An Ojibwa Cinderella Story* by Robert D. San Souci
- *Cinderella/Centicienta* by Francesc Boada (This book is written in both English and Spanish)
- *Vincent van Gogh: Getting to Know the Artist* by Mike Venezia
- *Pablo Picasso: Getting to Know the Artist* by Mike Venezia
- *Cinderella Penguin* by Janet Perlman
- *Irish Cinderlad* by Shirley Climo
- *Yeh-Shen: A Cinderella from China* by Ai-Ling Louie
- *Lon Po Po: A Red-Riding Hood Story from China* by Ed Young
- *The Golden Sandal: A Middle Eastern Cinderella Story* by Rebecca Hickox
- *Spotlight on South Korea* by Bobbie Kalman
- *This is Ireland* by Miroslav Sasek
- *Vincent's Colors* from The Metropolitan Museum of Art