

MODULE 1

KINDERGARTEN

What's Happening in English Language Arts Class?

Your child's class will use Wit & Wisdom as our English Language Arts curriculum. By reading and responding to excellent fiction and nonfiction, your student will learn about key history, science, and literature topics.

The Five Senses

In this first module, we will study the five senses. Studying the five senses will help your child start to learn about human biology. We will learn how we see, hear, taste, touch, and smell. As a class, we will ask: How do our senses help us to learn?



OUR CLASS WILL READ THESE BOOKS:



Nonfiction Picture Books

- *My Five Senses* by Aliki
- *My Five Senses* by Margaret Miller
- *Rap a Tap Tap* by Leo and Diane Dillon

Fiction Picture Books

- *Chicka Chicka Boom Boom*, by Bill Martin Jr. and John Archambault with pictures by Lois Ehlert
- *Last Stop on Market Street*, by Matt de la Pena with pictures by Christian Robinson

OUR CLASS WILL READ THESE ARTICLES:



- "[Great Depression](#)," Children's Encyclopedia
- "[The Harlem Renaissance](#)" by Brian Brown

OUR CLASS WILL WATCH THESE VIDEOS:



- "[Bojangles Step Dance](#)"
- "[Chicka Chicka Boom Boom](#)"
- "[Eight-Year-Old Tap Prodigy Little Luke](#)"



Painting by Diego Rivera

Find all the links online at <http://bit.ly/witwisdomkinder>



© Great Minds PBC

www.baltimorecityschools.org/elementary-school

OUR CLASS WILL VIEW THESE PAINTINGS:



- [Flower Day](#) by Diego Rivera
- [Le Gourmet](#) by Pablo Picasso

OUR CLASS WILL ASK THESE QUESTIONS:



- What are our five senses?
- How do people use their senses to learn about the world?
- In the book, Last Stop on Market Street, how does CJ use his senses to learn about the world?
- What does the video, Chicka Chicka Boom Boom, show about how our senses help us learn?
- What does the book, Rap a Tap Tap, show about how our senses help us learn?
- How do our senses help us learn?



VOCABULARY

For their tests, your child should know the meaning of each word. They should also know how to use each word in a sentence:

- | | |
|------------|-----------|
| • Shadow | • More |
| • Piano | • Enjoy |
| • Whisper | • Coin |
| • City | • Closed |
| • Feeling | • Greet |
| • Senses | • Stopped |
| • Alphabet | • Rhyme |



Stamp of Original Painting by Pablo Picasso

PRACTICING AT HOME

WRITING, TALKING AND READING

KINDERGARTEN
MODULE 1:
THE FIVE SENSES



Snapshot: In this first module, The Five Senses, your child will learn about the five senses and human biology.

YOUR CHILD WILL WORK ON THIS LEARNING GOAL:

Write and draw their own book about how their senses help them learn.

- The book will include:
 - **illustrations** (pictures that explain the story),
 - **characters** (they will write about how people use their senses),
 - the creative use of **cutting, pasting,** and **drawing** to describe their story
- Your child will use [sentence frames](#) to organize their story



Remember, you can try these activities any time. Do as much or as little as your time allows. You can do Let's Talk while running errands or cooking dinner.



AT HOME ACTIVITIES

PHONICS:

Your child is learning lots of phonics skills, which help them become a strong reader. Try this activity to help with what they are learning in school:

Writing Lower Case Letters Correctly

- Your child is practicing writing lower-case letters. They are using special [writing paper](#) to practice. Ask your child's teacher what letters they are working on.
- Your child's writing paper has small pictures that show the names of the lines, : sky line, plane line, grass line, and worm line.
- Watch this [video](#) on how to write each letter correctly and practice its sound. As your child traces each letter, remind them of each step.

Check out [mClass Home Connect](#) for more great activities linked to your child's learning!

Find all the links online at <http://bit.ly/witwisdomkinder>



BALTIMORE CITY
PUBLIC SCHOOLS

© Great Minds PBC

www.baltimorecityschools.org/elementary-school

WRITING:

Your child is learning how to write and express themselves and what they have learned. You can try this writing activity at home:

Draw a picture of their favorite food.

- **Step 1:** Have your child draw a picture of their favorite food.
- **Step 2:** Help your child write the name of the food below the picture.



LET'S TALK:

Talk to your child about how their day went. Help them connect what they learned in school with their lives.

I see, taste, feel, and hear things each day.

Ask your child these questions:

- What are 2 things you tasted today? What did they taste like?
- Can you tell me about 2 soft things you have touched (like a feather or cotton ball)? 2 hard things you have touched (like a rock or stick)? 2 sticky things you have touched (like gum or syrup)?
- What is the most beautiful thing you have seen? Why?
- Do you like better? Quiet sounds or loud sounds? Why?



Free Places to Explore and Learn Online

- Explore works of art on American history.
 - Walters Art Museum: Visit [here](#) to explore.
 - Baltimore Museum of Art: Visit [here](#) to explore. (If you want to go to the BMA, you will need to reserve a time.)

REMINDERS

- Ask your child's teacher for copies of their end of unit tasks
- Ask your child's teacher for the mClass Home Connect Letter
- Ask your child's teacher what reading skills they need more support with
- Watch for your child's report card
- Schedule your parent teacher conference
- Check the City Schools calendar each week for important dates/reminders

RESOURCES

Want to read some books with your child at home?

Here are some suggestions:

- *Geraldine, the Music Mouse* by Leo Lionni
- *Brown Bear, Brown Bear, What Do You See?* by Eric Carle
- *Polar Bear, Polar Bear, What Do You Hear?* by Bill Martin Jr.
- *The Listening Walk* by Paul Showers
- *Drum Dream Girl* by Margarita Engle
- *Hello Ocean* by Pam Munoz Ryan
- *Rain* by Manya Stojic
- *Owl Moon* by Jane Yolen
- *Snowy Day* by Ezra Jack Keats
- *The Fur Family* by Margaret Wise Brown
- *Second Something Happens: Poems for the Mind and the Senses* by Christine San Jose

TIP: Find these books for free online at the [Enoch Pratt Free Library](#). You can ask the library to have them ready for you to pick up. Or, you can ask the library to mail books to you.

MODULE 2

KINDERGARTEN

What's Happening in English Language Arts Class?

Wit & Wisdom is our English curriculum. Your students will study excellent writing to build their knowledge of key topics in history, science, and literature.

Once Upon a Farm

In this module, we will study life on the farm.

As we explore farms, we will ask: **What makes a great story?**



OUR CLASS WILL
READ THESE BOOKS:



OUR CLASS WILL
VIEW THESE
PAINTINGS:





Nonfiction Picture Books

- *The Year at Maple Hill Farm* by Alice and Martin Provensen
- *Farm Animals* by Wade Cooper

- [American Gothic](#) by Grant Wood
- [The Cornell Farm](#) by Edward Hicks

Fiction Picture Books

- *The Little Red Hen* by Jerry Pinkney
- *The Three Billy Goats Gruff* by Paul Galdone
- *Three Little Pigs* by Raina Moore; illustrated by Thea Kliros



Find all the links online at <http://bit.ly/witwisdomkinder>



© Great Minds PBC

www.baltimorecityschools.org/elementary-school

**OUR CLASS WILL
ASK THESE
QUESTIONS:**



- What is true about real farm animals?
- How do authors create settings?
- How do authors create characters?
- How do authors create problems and resolutions?
- How do authors sequence events?
- What makes a good story?

VOCABULARY

For their tests, your child should know the meaning of each word and how to use it in a sentence:

- Farm
- Sneak
- Spring
- Autumn
- Playful
- Smartest
- Creep
- Jam
- Chop
- Neighbors
- Heavy
- Meadow




PRACTICING AT HOME

WRITING, TALKING AND READING

KINDERGARTEN
MODULE 2:
ONCE UPON A FARM

Snapshot: In this module, *Once Upon a Farm*, your child will learn about life on the farm.



LEARNING GOALS:

During this unit, your child will work on this goal:

- Write an account of the book *Maple Hill Farm* with a focus on one farm animal. To do this, they will use a [story map](#) to organize their writing. In their writing, your child will identify:
 - **setting** (where the story takes place)
 - **characters** (they will write about people in the book)
 - **problem**
 - **response to the problem**
 - **resolution** (the solution to the problem)



AT HOME ACTIVITIES

PHONICS:

Your child is learning lots of phonics skills, which help them become a strong reader. Try this activity to help them practice their skills:

Writing Upper Case Letters Correctly

- Your child is writing upper-case letters. They are using special [writing paper](#) to practice. Ask your child's teacher what letters they are working on.
- Your child's writing paper has small pictures that show the names of the lines,: *sky line*, *plane line*, *grass line*, and *worm line*.
- Watch [this video](#) on how to write each letter correctly and practice its sound. As your child traces each letter, remind them of each step and practice sounds together.

Remember, you can try these activities any time. Do as much or as little as your time allows. You can do **Let's Talk** while running errands or cooking dinner.



Check out [mClass Home Connect](#) for more great activities linked to your child's learning!

Find all the links online at <http://bit.ly/witwisdomkinder>



© Great Minds PBC

www.baltimorecityschools.org/elementary-school

WRITING:

Your child is learning to write, so they can express themselves and what they have learned. You can try this writing activity at home:

Practice writing sentences.

- **Step 1:** Ask your child what farm animals they know and write down 3-5 of those animal names.

For Example:

pig cow chicken

- **Step 2:** Have your child copy sentences and work on filling in the blanks using the farm animals they know. It is okay to repeat the same sentences.

The ___ is on the farm.

The ___ lives on the farm.

The ___ is a farm animal.



For Example:

The cow lives on the farm.

Tip: You can use this [writing paper](#) to practice.

LET'S TALK:

Talk to your child about how their day went. Help them connect their schoolwork with their lives.



Farm animals help people in different ways.

Ask your child these questions:

- What is your favorite farm animal? Why?
- What farm animal do you think helps the most? Why?
- Can you tell me about 2 farm animals that help people? (like a cow or goat)

REMINDERS

- Ask your child's teacher
 - For copies of their end of module tasks.
 - For their Amplify mClass Home Connect Letter.
 - What reading skills your child is working on.
- Watch for your child's report card and schedule your parent/teacher conference.
- Check the City Schools [calendar](#) each week for important dates/reminders.

RESOURCES

Want to read some books with your child at home?

These books will help them learn more about life on a farm:

- *On the Farm* by David Elliott
- *Giggle, Giggle, Quack* by Doreen Cronin
- *The Little Red Hen* by Paul Galdone
- *The Three Little Pigs* by John Marshall
- *Farm* by Elisha Cooper
- *The Little Red Hen* by Diane Muldrow
- *Color Farm* by Lois Ehlert
- *Fantastic Farm Machines* by Cris Peterson
- *Big Red Barn* by Margaret Wise Brown
- *Seed, Soil, Sun: Earth's Recipe for Food* by Cris Peterson

TIP: Find these books for free online at the [Enoch Pratt Free Library](#). You can ask the library to have them ready for you to pick up. Or, you can ask the library to mail books to you.

Free Places to Explore and Learn Online

- Explore works of art on farms.
 - Walters Art Museum: Visit [here](#) to explore.
 - Baltimore Museum of Art: Visit [here](#) to explore. (If you want to go to the BMA, you will need to reserve a time.)
- Visit a farm virtually.
 - [American Dairy Association](#)

MODULE 3 KINDERGARTEN

What's Happening in English Language Arts Class?

Your child's class will use Wit & Wisdom as our English Language Arts curriculum. Your student will read and respond to excellent fiction and nonfiction writing. They will learn about key history, science, and literature topics.

AMERICA, THEN & NOW

Your child will read about the past and the present to find out how life in America has changed over time.

OUR CLASS WILL READ THESE BOOKS:



Nonfiction Picture Books

- *When I Was Young in the Mountains* by Cynthia Rylant
- *Home Then and Now* by Robin Nelson
- *School Then and Now* by Robin Nelson
- *Transportation Then and Now* by Robin Nelson
- *Communication Then and Now* by Robin Nelson
- *Now & Ben: The Modern Inventions of Benjamin Franklin* by Gene Baretta

Fiction Picture Books

- *The Little House* by Virginia Lee Burton

Poem

- "Now We Are Six" by A.A. Milne

OUR CLASS WILL EXAMINE THIS PAINTING:



- [Washington Crossing the Delaware](#) by Emanuel Leutze

OUR CLASS WILL WATCH THIS VIDEO:



- ["Sounds of a Glass Armonica"](#) from the Toronto Star



Find all the links online at <http://bit.ly/witwisdomkinder>



© Great Minds PBC

www.baltimorecityschools.org/elementary-school

OUR CLASS WILL
**LISTEN TO THESE
SONGS:**




- “Engine on the Track” from Gayle’s Preschool Rainbow
- [“You’re a Grand Old Flag”](#) by George M. Cohan
- [“This Land Is Your Land”](#) by Woody Guthrie

OUR CLASS WILL
**LOOK OVER THESE
PHOTOGRAPHS**



- [“Old Hand Water Pump”](#) by Judson McCranie
- Photographs from the article [“Then & Now: The Stunning Speed of Urban Development”](#) by S.A. Rogers



VOCABULARY

For their tests, your child should know the meaning of each word and how to use it in a sentence:

easier

writer

musician

traveler

modern


voyages

documents

OUR CLASS WILL
VIEW THIS WEBSITE:




- [“Betsy Ross and the American Flag: Flag Picture Gallery”](#) by the Independence Hall Association



OUR CLASS WILL
**ASK THESE
QUESTIONS:**



- How was Cynthia Rylant’s life different from your life?
- How has life at home and at school changed in America?
- What changes does the Little House see in her neighborhood?
- How have communication and transportation changed in America?
- How did Benjamin Franklin’s inventions make life in America easier?



PRACTICING AT HOME

Writing, Talking and Reading

Snapshot: In this third module, America, Then and Now, your child will learn how American life has changed over time.

MODULE 3



KINDERGARTEN

YOUR CHILD WILL WORK ON THIS LEARNING GOAL:

Write a [narrative](#) with a topic statement, detail sentences with pictures, and a conclusion.

The narrative will include:

- **CHARACTERS** (who is the story about)
- **SETTING** (when and where the story takes place)
- **PROBLEM** (the main character's challenge)
- **EVENT** (what happens)
- **RESOLUTION** (end of the problem)

AT HOME ACTIVITIES

PHONICS: Your child is learning phonics skills, so they will become a strong reader. This activity will help them practice the phonics skills from their class.

Pictures and Sounds

- **Step 1:** Find a picture book, magazine, or even junk mail at home.
- **Step 2:** Point to a picture in the book, magazine, or junk mail and ask, "What is this?" (for example, a picture of pizza).
- **Step 3:** Repeat the word that your child told you or tell them and stress the first sound the word makes, such as p in pizza.
- **Step 4:** Ask your child, "What sound is at the beginning of the word?"
- **Step 5:** If your child says the sound, ask them "And what is that letter?"

Check out [mClass Home Connect](#) for more great activities linked to your child's learning!

LET'S TALK: Here is a way to talk with your child about what they are learning.

Ask your child:

- Do you remember what things were like when you were a baby?
- What's different now that you are not a baby?
- Parents, you can also talk to your child about what things were like when you were a baby many years ago.

Find all the links online at <http://bit.ly/witwisdomkinder>



© Great Minds PBC

www.baltimorecityschools.org/elementary-school

WRITING:


Your child is learning to write. They will write to express themselves and show what they have learned. Please try this writing activity at home.

Long Ago When I Was a Baby...

- **Step 1:** Have your child draw a picture of themselves when they were a baby.
 - **Step 2:** Have your child fill in the blanks below about when they were a baby. They should use their own words. Be sure to point out capitalization and punctuation. You can also make up other sentences together. Your child will like seeing their words written down.
- **W**hen I was a baby, I liked to eat _____.
 - **D**id I like to play with _____ when I was a baby?
 - **I** used to _____ when I was a baby. Now I _____.

REMINDERS

- Ask your child's teacher
 - For copies of their end of module tasks.
 - For their Amplify mClass Home Connect Letter.
 - What reading skills your child is working on.
- Watch for your child's report card and schedule your parent/teacher conference.
- Check the City Schools [calendar](#) often for important dates/reminders.



RESOURCES

Want to read some books with your child at home?

These books will help them learn more about America, past and present.

- *The White House* by Lisa M. Herrington
- *The American Flag* by Lisa M. Herrington
- *The Secret Subway* by Shana Corey
- *Mr. Ferris and His Wheel* by Kathryn Gibbs Davis
- *Maybelle: The Cable Car* by Virginia Lee Burton
- *This Is New York* by Miroslav Sasek
- *This Is Washington, D.C.* by Miroslav Sasek
- *Brick by Brick* by Charles M. Smith
- *I Have a Dream* by Martin Luther King, Jr. and Kadir Nelson
- *Here Come the Girl Scouts!: The Amazing All-True Story of Juliette "Daisy" Gordon Low and Her Great Adventure* by Shana Corey
- *Katy and the Big Snow* by Virginia Lee Burton
- *Benjamin Franklin* by Wil Mara
- *Electric Ben: Amazing Life and Times of Benjamin Franklin* by Robert Byrd
- *If You Lived in Colonial Times* by Ann McGovern
- *The House That George Built* by Suzanne Slade and Rebecca Bond

TIP:

Find these books for free at your local [Enoch Pratt Free Library!](#)

Free Places to Explore and Learn Art on American History.

- Walters Art Museum: Visit [here](#) for more information
- Baltimore Museum of Art: Visit [here](#) for more information

MODULE 4

KINDERGARTEN

What's Happening in English Language Arts Class?

Your child's class will use Wit & Wisdom as our English curriculum. By reading and responding to excellent stories and nonfiction, your student will learn about key history, science, and literature topics.

THE CONTINENTS

Your child will learn about the seven continents around the world. They will explore how the continents are the same and different from one another. As a class, we will ask: What makes the world fascinating?



OUR CLASS WILL
READ THESE BOOKS:



Nonfiction Picture Books

- *Africa* by Rebecca Hirsch
- *Antarctica* by Rebecca Hirsch
- *Asia* by Rebecca Hirsch
- *Australia* by Rebecca Hirsch
- *Europe* by Rebecca Hirsch
- *Introducing North America* by Chris Oxlade
- *South America* by Rebecca Hirsch
- *World Atlas* by Nick Crane

Fiction Picture Books

- *Moon Rope* by Lois Ehlert
- *The Story of Ferdinand* by Munro Leaf
- *Why Mosquitoes Buzz in People's Ears: A West African Tale* by Verna Aardema

OUR CLASS WILL
READ THIS ARTICLE:



- "[5 Reasons Why Animal Moms Are Awesome](#)" by April Capochino Myers

OUR CLASS WILL
WATCH THIS VIDEO:



- "[Antarctic Sights and Sounds](#)," James Napoli
- "[Burkina Faso: Music](#)," Our Africa
- "[Explore Views of the Burj Khalifa with Google Maps](#)," Google Maps
- "[The Seven Continents Song](#)," Silly School Songs
- "Storm-Proofing the World's Biggest Mud Building," BBC Earth
- "[Traditional Chinese Dance—'Flowers Contend in Beauty'](#)" by Li Qian, Lin Chen..."

Find all the links online at <http://bit.ly/witwisdomkinder>



© Great Minds PBC

www.baltimorecityschools.org/elementary-school

**OUR CLASS WILL
LISTEN TO THESE
SONGS:**



- ["Penguin Song"](#) from Preschool Education
- ["Where in the World Is Carmen Sandiego? from Smithsonian Folkways"](#) Smithsonian Folkways



**OUR CLASS WILL
VIEW THIS PAINTING:**



- [Carta Marina by Olaus Magnus](#)

**OUR CLASS WILL
VIEW THIS WEBSITE:**



- ["Americas—Fact Files,"](#) Go Wild

**OUR CLASS WILL
READ THIS POEM:**



- ["Lions Roar,"](#) CanTeach

**OUR CLASS WILL
LOOK OVER THESE
PHOTOGRAPHS:**



- [Earth from Space, Stöckli, Reto, et al.](#)
- ["Patterns of Chinchero,"](#) Descendants of the Incas

**OUR CLASS WILL
ASK THESE
QUESTIONS:**



- What interesting things can people do in Europe and Asia?
- What interesting parts of nature can people see in Africa and Antarctica?
- How can a story take you to a different place?
- What amazing animals can people see in South America and Australia?
- Why might people want to visit North America?



VOCABULARY

For their tests, your child should know the meaning of each word and how to use it in a sentence:

- continent
- tallest
- stick
- amazing
- giant
- returned
- unusual
- hitch
- pair
- geography
- lakes
- deserts



PRACTICING AT HOME

WRITING, TALKING AND READING

Snapshot: In this fourth module, The Continents, your child will learn about the seven continents around the world.

MODULE 4: THE CONTINENTS KINDERGARTEN

YOUR CHILD WILL WORK ON THIS LEARNING GOAL:

Write a travel brochure about the continent that they most want to visit.

Your child's travel brochure will tell about:

- Facts about the continent (evidence)
- Thoughts and feelings about the continent (opinion)
- What the land looks like (natural features)
- Animals of the continent
- Things to do in the continent

AT HOME ACTIVITIES

PHONICS:

Your child is learning phonics skills, so they will become a strong reader. This activity will help them practice the phonics skills from their class.

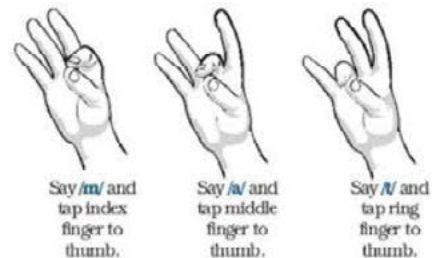
Help your child make words by blending sounds

This activity will help your child blend sounds to make words. Check out this [video](#) for help.

Using the list, have your child say each sound of a word while tapping a finger to the thumb

bug	nut	beg	cup	bib	zap
hot	leg	met	tax	cub	rub
hip	pat	pet	sun	fit	pal
rag	jog	sob	hug	dig	gas
ten	kit	dot	mix	cab	him
gum	fun	tub	rip	pig	tug

For Example



- **Step 1:** For the word **mat**, have your child say the sound /m/ while touching their index finger to thumb
- **Step 2:** Then say the sound /a/ while touching the middle finger to the thumb
- **Step 3:** They say the sound /t/ while touching the ring finger to thumb
- **Step 4:** Then finally say the entire word **mat**

Find all the links online at <http://bit.ly/witwisdomkinder>



BALTIMORE CITY
PUBLIC SCHOOLS

© Great Minds PBC

www.baltimorecityschools.org/elementary-school

WRITING:

Your child is learning to write. They will write to express themselves and show what they have learned. Please try this writing activity at home.

Make a Map of an Imaginary Place

- **Step 1:** Have your child think of an imaginary place. Let them use their creativity and wildest imaginations. Ask them to tell you about their imaginary place.
- **Step 2:** Give your child a large piece of paper and crayons or markers. Ask your child draw a map of their imaginary place.
- **Step 3:** Ask your child to name their imaginary place, and to draw and label hills, mountains, water, animals, houses, buildings, and more.

Want to see what these maps could look like? Check out these web sites:

- [Map drawing for children](#)
- [National Geographic neighborhood map for young students](#)

LET'S TALK:

Here is a way to talk with your child about what they are learning.



Ask your child:

- If we could travel to any place in the world today, where would you want to go?
- What do you think it looks like there?
- What do you think the weather is like?
- What kind of animals do you think live there?
- The school year is almost over. What has been your favorite story of the year?

Free Places to Explore and Learn Art

- Walters Art Museum: Visit [here](#) for more information
- Baltimore Museum of Art: Visit [here](#) for more information
- Get detailed information for each grade [here](#) on works of art that support the curriculum

REMINDERS

- Ask your child's teacher
 - For copies of their end of module tasks.
 - For their Amplify mClass Home Connect Letter.
 - What reading skills your child is working on.
- Watch for your child's report card and schedule your parent/teacher conference.
- Check the City Schools calendar often for important dates/reminders.
- Sign your child up for the [Enoch Pratt Summer Reading Program](#). Your child will get great book ideas and can win prizes.

RESOURCES

Want to read some books with your child at home?

These books will help them learn more about the continents.

- *Koala Lou* by Mem Fox
- *Ganesha's Sweet Tooth* by Emily Haynes
- *Life Story* by Virginia Lee Burton
- *Animal Architects: Amazing Animals Who Build Their Homes* by Daniel Nasser
- *Tikki Tikki Tembo* by Arlene Mosel
- *Follow the Dream: The Story of Christopher Columbus* by Peter Sís
- *The Barefoot Book of Animal Tales* by Naomi Adler
- *Introducing Antarctica* by Anita Ganeri
- *Introducing Asia* by Anita Ganeri
- *Introducing Australia* by Anita Ganeri
- *Emmanuel's Dream: The True Story of Emmanuel Ofosu Yeboah* by Laurie Ann Thompson
- *Wee Gillis* by Munro Leaf
- *Charles Darwin's Around the World Adventure* by Jennifer Thermes