



every child
is capable of
greatness



**WIT &
WISDOM[®]**

Getting Started Guide
Grade 2 Module 3

Getting Started

This Getting Started Guide provides contextual information as you review the sample *Wit & Wisdom*® lesson. Follow along as we explore the contents of the lesson and learn how students gain content knowledge and develop skills in reading texts, writing, speaking, and listening.

More Meaningful Language Arts Instruction

Wit & Wisdom is a knowledge-building K–8 curriculum that has transformed English language arts (ELA) instruction in classrooms across the nation. Great Minds® believes that classrooms are places where students and teachers encounter wit, wisdom, wonder, rigor, and knowledge, and that literature, history, art, and science all have a place in ELA instruction. *Wit & Wisdom* helps students build rich layers of knowledge. Our learning design inspires teachers and students to experience complex texts and ideas on a deeper level by fostering the questioning spirit that will shape the next generation of great writers, thinkers, and leaders.

Understanding *Wit & Wisdom*

The [Wit & Wisdom Implementation Guide](#) helps educators bring the curriculum into their classrooms. The guide provides a detailed map of the resources built into the curriculum and offers advice on how to prepare to teach each module. We'll highlight some of the information covered in the Implementation Guide to help you explore *Wit & Wisdom* Grade 2 Module 3.



Great Minds® believes that classrooms are places where students and teachers encounter wit, wisdom, wonder, rigor, and knowledge, and that literature, history, art, and science all have a place in ELA instruction.

Guidance Built into *Every Lesson*

Our teacher-writers crafted *Wit & Wisdom* to provide students with a knowledge-building learning experience while giving teachers support in every module to facilitate the learning. Examples of supports include the following:

- Getting Started videos for teachers
- [The Teacher Resource Pack](#)
- Preparation Protocols
- Scaffold, extension, and differentiation notes
- Point-of-use Teacher Notes
- Multilingual Glossaries
- [Curriculum Overview for Families](#)
- Teacher Edition appendices resources

Building Knowledge Through Complex Texts

Wit & Wisdom teacher-writers identified texts and topics that will build students' knowledge of key topics in history/social studies, science, literature, and the arts. These topics and associated texts increase in complexity across the year and vertically across grade bands. Students build knowledge across diverse disciplines throughout each of the modules in Grade 2.

Grade 2 Module Topics and Texts




Module 1:
A Season of Change



Module 2:
The American West



Module 3:
Civil Rights Heroes



Module 4:
Good Eating

What students learn in one lesson, an arc of lessons, a module, and a grade level prepares them for the next lesson, arc of lessons, module, and grade level. Each experience builds on the previous one, so students establish strong background knowledge.

A Map to the *Learning*

Wit & Wisdom modules are organized around a compelling topic, an **Essential Question**, a curated set of texts, and a series of **Focusing Questions** that build students' knowledge and skills and prepare students for the module's culminating assessment—the End-of-Module (EOM) Task. Modules are written in a careful horizontal progression, each one building on the previous one through routines, content knowledge, skills, developmental appropriateness, and rigor. Each module is designed to support educators with the introductory Module Overview, which reviews the module's focus, organization, and elements.

For a snapshot of Grade 2 Module 3: *Civil Rights Heroes*, head to the **Module Overview**. The overview sums up the student learning goals, provides insights on previous knowledge students will use in this module, shows where in the curriculum students will use this module's learning to build new layers of understanding and complex knowledge, lists the core texts and topics students will examine, and finally lists the standards this module will address.

Diving into a *Lesson*

Grade 2 Module 3: *Civil Rights Heroes*, Lesson 15

The module we've selected compels students to closely examine the impact of three key Civil Rights heroes: Martin Luther King Jr., Ruby Bridges, and Sylvia Mendez and how these figures responded to the injustices they faced. In your sampler, you will find a copy of *Ruby Bridges Goes to School: My True Story* by Ruby Bridges. This text provides the opportunity for students to deepen and demonstrate their understanding of how narrative nonfiction texts and historical photographs can serve as a student's insight to the past. This lesson shows how *Wit & Wisdom*'s rigorous grade-level tasks allow all students to productively engage with complex texts that offer a range of information.

The image shows three overlapping screenshots of a digital curriculum interface. The top-left screenshot displays the 'Module Summary' page, which includes a quote: 'Our Ruby taught us all a lot. She became someone who helped change our country. She was part of history. Just like the generals and presidents are part of history. They're leaders, and so was Ruby. She led us away from hate, and she led us nearer to knowing each other.' Below this, it lists learning goals and a table of contents with options for 'Module Overview', 'Module Summary', 'Essential Question', 'Suggested Student Understandings', 'Texts', 'Module Learning Goals', and 'Module in Context'. The top-right screenshot shows the 'Lesson 15' page, featuring a 'Focusing Question: LESSONS 14-18' (How did Ruby Bridges respond to injustice?), a 'Text' section for 'Ruby Bridges Goes to School: My True Story, Ruby Bridges', and a 'Prepare' section with a 'Focusing Question: LESSONS 14-18' (How did Ruby Bridges respond to injustice?). The bottom-right screenshot shows a navigation menu for Lesson 15, including 'Lesson 15 Overview', 'Welcome/Launch', 'Learn - Investigate Point of View', 'Learn - Reread to Identify Story Elements', 'Learn - Recount the Story', and 'Learn - Participate in a Shared Writing'.

Achieving the *Standards*

Wit & Wisdom integrates practice with the reading, writing, speaking and listening, and language skills students need in Kindergarten through Grade 8 to prepare for the demands of future study and ultimately for college and their careers. All reading, writing, speaking and listening, and language standards appear as Focus Standards in one or more modules, where they are explicitly taught, repeatedly practiced, and formally assessed. You can see a full list of the Focus Standards and Continuing Standards under **Standards** in the **Module Overview**.

Art in *Context*

We recognize that visual art is a universal and essential form of expression and communication, accessible to all learners. Each *Wit & Wisdom* module provides multiple opportunities for students to engage with significant works of art, such as paintings, drawings, prints, sculptures, architecture, and photographs. *Wit & Wisdom* teacher-writers chose each work to inspire students to grapple with broader concepts related to each module's knowledge story. In Module 3, students discuss how historical photographs, such as the Associated Press' [U.S. Marshalls Escorting Ruby Bridges](#) connects to the text *Ruby Bridges Goes to School: My True Story* by Ruby Bridges.



U.S. Marshalls Escorting Ruby Bridges, Associated Press

Text-Dependent Questions

In all grades of *Wit & Wisdom*, students learn how to read, access, and analyze complex texts by working through a sequence of five Content Stages: Wonder, Organize, Reveal, Distill, and Know.

Each lesson begins and ends with a Content Framing Question that provides an overarching learning purpose for the text-dependent tasks and **text-dependent questions (TDQs)** in the lesson. The Content Framing Questions align with the Content Stages for close reading and follow a repeating structure. Framing each lesson with familiar questions helps students build the habits of mind they need to become independent close readers. The discussions, text-dependent tasks, and TDQs in each Content Stage serve a distinct purpose, illuminating key close-reading approaches.



WONDER: Students generate their own observations and questions, forming an initial impression of the text.



ORGANIZE: This stage ensures literal comprehension of the text's characters, events, and setting and the historical facts upon which it is based.



REVEAL: Readers focus intently on different and unique aspects of the text, such as language choice, literary devices, or structure and analyze how each element affects meaning.



DISTILL: Students express the central ideas or themes of the text and determine how key aspects of the text support these ideas and themes.



KNOW: Students articulate how a text builds their knowledge, and they expand their knowledge by connecting the text to other texts and topics of study.

In Lesson 15, the Content Framing Question asks what's happening in *Ruby Bridges Goes to School: My True Story*?

All *Wit & Wisdom* lessons organize student learning in the same five sections followed by a **Deep Dive**:



Grade 2 Module 3 Lesson 15

Lesson Section	Time	Description
Welcome	3 min.	Students engage in an activity that prepares them for the lesson's learning. The class reviews the Focusing Question and Focusing Question Task for this text and group of lessons and uses them to set their purpose for learning.
Launch	4 min.	The teacher introduces the lesson's Content Framing Question . Students get a better grasp of the learning goals as the teacher shares that students will learn about a new strategy called SCAPE (setting, characters, action, problem, and ending) to help them organize their thoughts as they recount the story and find the answers to their questions as they build their knowledge.
Learn	63 min.	Through varied instructional routines and tasks, teachers support students as they engage in productive struggle with their peers. Students investigate Ruby Bridges's first person point of view. Then they reread the text to determine the setting, characters, actions, problem, and ending of the text in order to recount the narrative. Students then apply this new learning to Craft experiences in which they engage in shared writing and experiment with narratives.
Land	4 min.	The teacher facilitates student reflections on how they met learning goals and answered the Content Framing Question: Organize: What's happening in <i>Ruby Bridges Goes to School: My True Story</i>?. Students answer this question using the SCAPE acronym.
Wrap	1 min.	The teacher assigns Day 2 of fluency homework.
Deep Dive	15 min.	Using examples from the core text, students accomplish the style and conventions learning goal of expanding sentences and adding detail, using adjectives and adverbs depending on the word that is being modified. The Deep Dive is divided into three sections: Launch, Learn, and Land. These sections to align with the core lesson structure and provide predictability for teaching and learning.
Total Lesson Time = 90 min.		

Volume of Reading

In addition to core and supplementary texts, the curriculum includes a list of Volume of Reading texts. These are literary and informational texts that teachers can use for additional classroom instruction and that students can select for independent reading. *Wit & Wisdom* Volume of Reading texts help students of all abilities expand their knowledge of each module topic. [View the full Volume of Reading titles for each grade.](#)




Multimedia Learning Approach

Great Minds gives students varied access points to learning in each module. Lessons include ways for teachers to incorporate media and create digital learning experiences to engage students in exploring module concepts. For example, in Module 3 Lesson 18, students listen to the song, “This Little Light of Mine,” sing along expressively, move with the music, and consider how this song connects with the module texts.

Knowledge Building for Emerging Readers

Geodes® are a collection of knowledge-building books (known as Readables) that support early and developing readers. They are stunningly illustrated and feature a diverse array of characters and stories. *Geodes* are designed to be paired with foundational reading programs that provide systematic and explicit phonics and phonemic awareness instruction. Each *Geodes* book was written with conviction that every book—even those for students who are still developing phonemic awareness—can provide students with an exciting opportunity to learn something new.

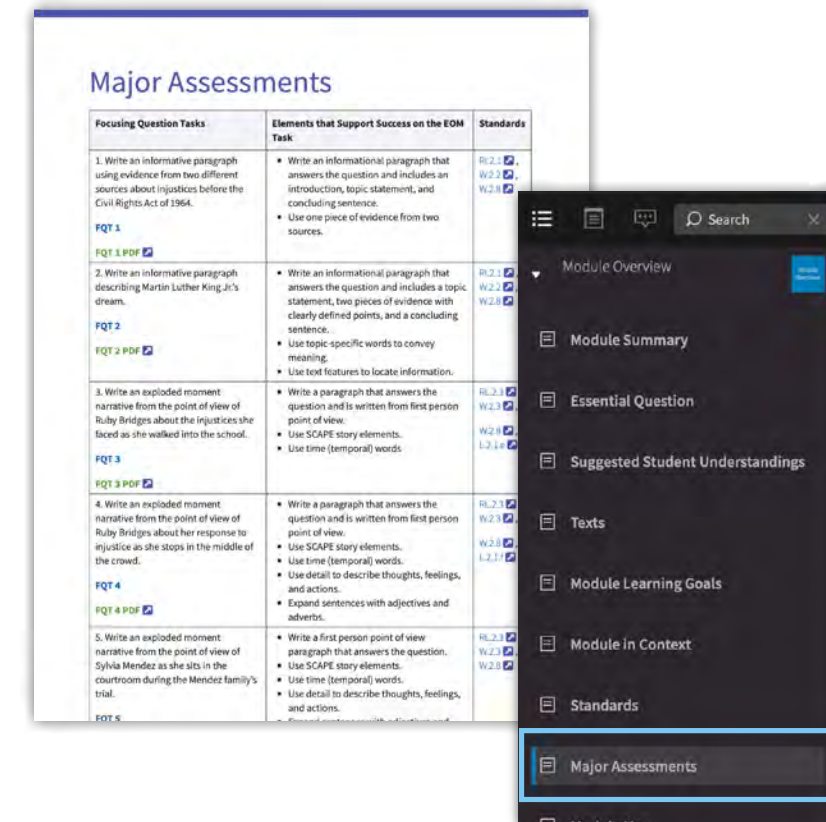


Assessing Knowledge and Understanding

Wit & Wisdom provides five major types of assessments.

Assessment	Frequency	Type	What Does It Assess?
Check for Understanding	1+ per lesson	Formative	Lesson-level learning goal(s)
Focusing Question Task	3–6 per module	Formative or summative	Module learning goals for knowledge, reading, writing, speaking, and/or language
New-Read Assessment	2–3 per module	Formative or summative	Transfer of reading and/or language module learning goals to a new text or a portion of text focused on a topic that has been introduced
Socratic Seminar	2–3 per module	Formative or summative	Module learning goals for knowledge, speaking, and language
End-of-Module Task	1 per module	Summative	Module learning goals for knowledge, reading, writing, speaking, and/or language

For more information about the structure and design of major assessments in Grade 2 Module 3, look for the **Major Assessments** section under the **Module Overview**.

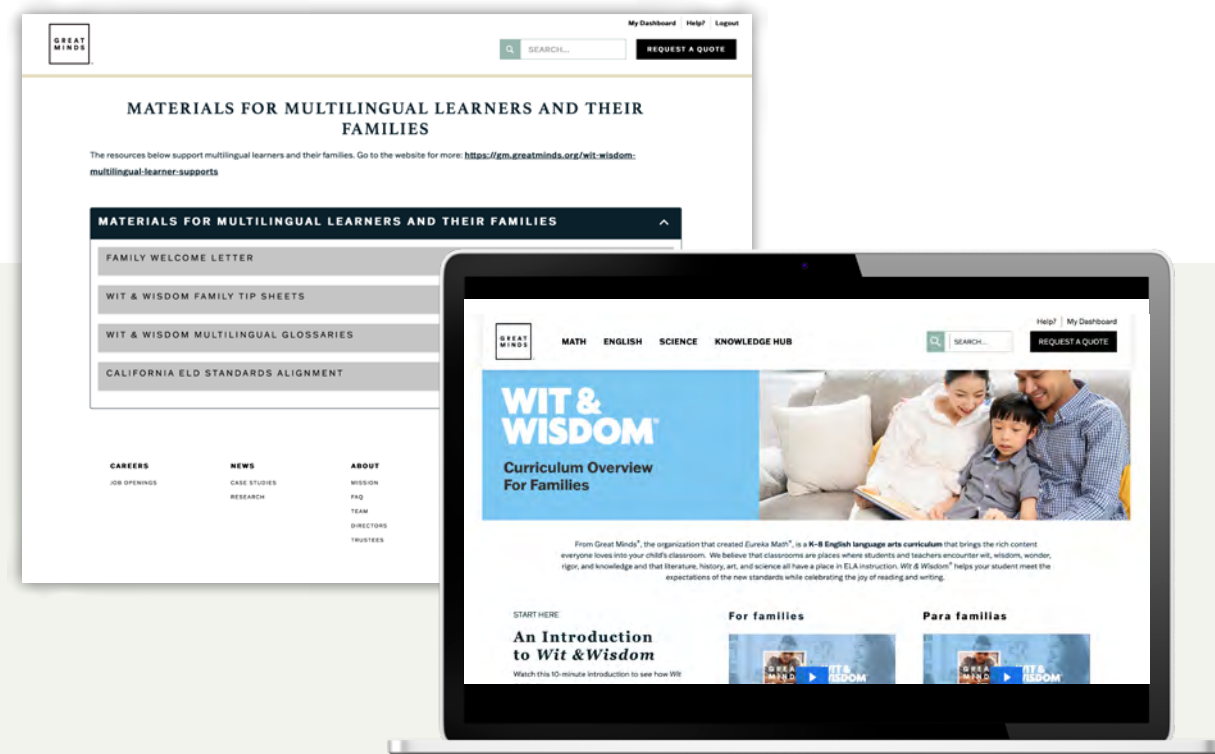


Enhanced Supports for Multilingual Learners

The Multilingual Learner Resources are research-aligned supports to boost grades K-5 multilingual learners' experience with *Wit & Wisdom* and can be found within the collection for each grade in the Digital Teacher Edition. Each resource includes:

- Multilingual Learner Resource Module Map, which lists the lessons and their supports in module sequence
- Overview of module learning and alignment to WIDA (World-Class Instructional Design and Assessment) and ELP (English Language Proficiency) standards
- Lesson-specific supports for each literacy strand: reading, writing, language, and speaking and listening; existing supports are listed first, followed by new recommendations.

The **Materials for Multilingual Learners and Their Families** resource found on the teacher dashboard invites families and caregivers of multilingual students to participate in their learning. Supports include multilingual glossaries for each grade, Welcome Letters, and Family Tip Sheets in multiple languages.



Engaging Learners and Boosting Literacy

At Great Minds, we strongly believe that every child is capable of greatness, especially when they're given access to engaging, knowledge-building instructional materials. For a deeper dive into the learning design behind *Wit & Wisdom*, check out the free Teacher Resource Pack or get in touch with your Great Minds representative.

Professional Learning From Trusted Colleagues

For schools and districts adopting *Wit & Wisdom*, we offer professional learning opportunities crafted by our team of teacher-writers. We've developed two tracks of learning, one for teachers and one for leaders. Our *Wit & Wisdom* Fellows, a cohort of seasoned *Wit & Wisdom* educators, also provide guidance and share their expertise on different platforms, from blogs and social media to digital and in-person training. Through ongoing support, we will help you effectively implement the curriculum and grow in confidence as you learn to lead your *Wit & Wisdom* classroom.



Please contact your Great Minds representative to access the digital *Wit & Wisdom* resources.