



every child
is capable of
greatness



**WIT &
WISDOM[®]**

Getting Started Guide
Grade 5 Module 1

Getting Started

This Getting Started Guide provides contextual information as you review the sample *Wit & Wisdom*® lesson. Follow along as we explore the contents of the lesson and learn how students gain content knowledge and develop skills in reading texts, writing, speaking, and listening.

More Meaningful Language Arts Instruction

Wit & Wisdom is a knowledge-building K–8 curriculum that has transformed English language arts (ELA) instruction in classrooms across the nation. Great Minds® believes that classrooms are places where students and teachers encounter wit, wisdom, wonder, rigor, and knowledge, and that literature, history, art, and science all have a place in ELA instruction. *Wit & Wisdom* helps students build rich layers of knowledge. Our learning design inspires teachers and students to experience complex texts and ideas on a deeper level by fostering the questioning spirit that will shape the next generation of great writers, thinkers, and leaders.

Understanding *Wit & Wisdom*

The [Wit & Wisdom Implementation Guide](#) helps educators bring the curriculum into their classrooms. The guide provides a detailed map of the resources built into the curriculum and offers advice on how to prepare to teach each module. We'll highlight some of the information covered in the Implementation Guide to help you explore *Wit & Wisdom* Grade 5 Module 1.



Great Minds® believes that classrooms are places where students and teachers encounter wit, wisdom, wonder, rigor, and knowledge, and that literature, history, art, and science all have a place in ELA instruction.

Guidance Built into Every Lesson

Our teacher-writers crafted *Wit & Wisdom* to provide students with a knowledge-building learning experience while giving teachers support in every module to facilitate the learning. Examples of supports include the following:

- Getting Started videos for teachers
- [The Teacher Resource Pack](#)
- Preparation Protocols
- Scaffold, extension, and differentiation notes
- Point-of-use Teacher Notes
- Multilingual Glossaries
- [Curriculum Overview for Families](#)
- Teacher Edition appendices resources

Building Knowledge Through Complex Texts

Wit & Wisdom teacher-writers identified texts and topics that will build students' knowledge of key topics in history/social studies, science, literature, and the arts. These topics and associated texts increase in complexity across the year and vertically across grade bands. Students build knowledge across diverse disciplines throughout each of the modules in Grade 5.

Grade 5 Module Topics and Texts



Module 1:
Cultures in Conflict



Module 2:
Word Play



Module 3:
A War Between Us



Module 4:
Breaking Barriers

What students learn in one lesson, an arc of lessons, a module, and a grade level prepares them for the next lesson, arc of lessons, module, and grade level. Each experience builds on the previous one, so students establish strong background knowledge.

A Map to the *Learning*

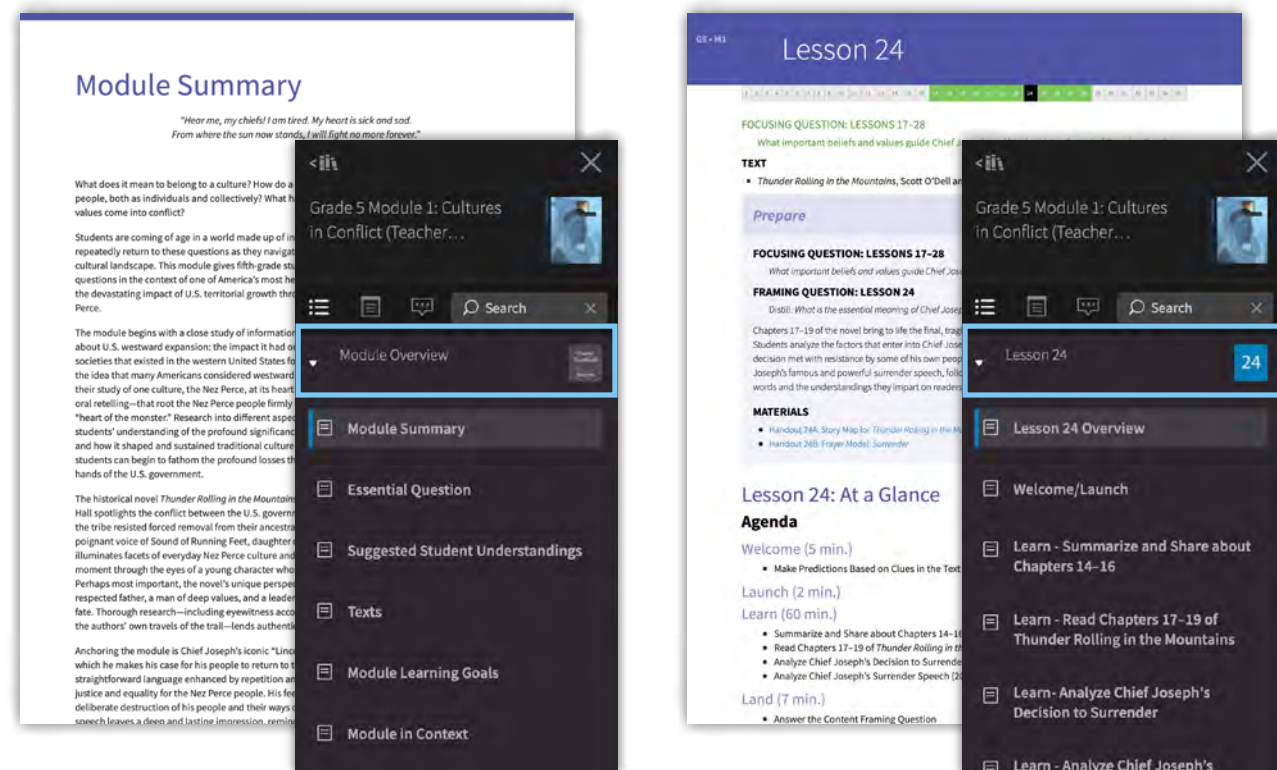
Wit & Wisdom modules are organized around a compelling topic, an **Essential Question**, a curated set of texts, and a series of **Focusing Questions** that build students' knowledge and skills and prepare students for the module's culminating assessment—the End-of-Module (EOM) Task. Modules are written in a careful horizontal progression, each one building on the previous one through routines, content knowledge, skills, developmental appropriateness, and rigor. Each module is designed to support educators with the introductory Module Overview, which reviews the module's focus, organization, and elements.

For a snapshot of Grade 5 Module 1: *Cultures in Conflict*, head to the **Module Overview**. The overview sums up the student learning goals, provides insights on previous knowledge students will use in this module, shows where in the curriculum students will use this module's learning to build new layers of understanding and complex knowledge, lists the core texts and topics students will examine, and finally lists the standards this module will address.

Diving into a *Lesson*

Grade 5 Module 1: *Cultures in Conflict*, Lesson 24

The module we've selected gives Grade 5 students the opportunity to ask questions like, *What does it mean to belong to a culture? How do a culture's beliefs and values guide the actions of its people, both as individuals and collectively? What happens when cultures with very different beliefs and values come into conflict?* These questions will be explored in the context of the devastating impact of U.S. territorial growth through the eyes of one Native American tribe, the Nez Perce. In your sampler, you will find a copy of *Thunder Rolling in the Mountains* by Scott O'Dell and Elizabeth Hall. This text brings to life the final, tragic engagement of the Nez Perce war with the U.S. Army. Students analyze the factors that enter into Chief Joseph's decision to surrender, read aloud Chief Joseph's famous and powerful surrender speech, and unpack the essence of his words and the understandings they impart on readers.



Achieving the *Standards*

Wit & Wisdom integrates practice with the reading, writing, speaking and listening, and language skills students need in Kindergarten through Grade 8 to prepare for the demands of future study and ultimately for college and their careers. All reading, writing, speaking and listening, and language standards appear as Focus Standards in one or more modules, where they are explicitly taught, repeatedly practiced, and formally assessed. You can see a full list of the Focus Standards and Continuing Standards under **Standards** in the **Module Overview**.

Art in *Context*

We recognize that visual art is a universal and essential form of expression and communication, accessible to all learners. Each *Wit & Wisdom* module provides multiple opportunities for students to engage with significant works of art, such as paintings, drawings, prints, sculptures, architecture, and photographs. *Wit & Wisdom* teacher-writers chose each work to inspire students to grapple with broader concepts related to each module's knowledge story. In Module 1, students analyze the portraits, [The White Cloud](#), [Head Chief of the Iowas](#) and [Portrait of George Washington](#). They observe how the artist of *The White Cloud* portrait, George Catlin, painted many Native American leaders and held them up in the same way that European-American leaders were viewed and respected.



The White Cloud, Head Chief of the Iowas, George Catlin

Text-Dependent Questions

In all grades of *Wit & Wisdom*, students learn how to read, access, and analyze complex texts by working through a sequence of five Content Stages: Wonder, Organize, Reveal, Distill, and Know.

Each lesson begins and ends with a Content Framing Question that provides an overarching learning purpose for the text-dependent tasks and **text-dependent questions (TDQs)** in the lesson. The Content Framing Questions align with the Content Stages for close reading and follow a repeating structure. Framing each lesson with familiar questions helps students build the habits of mind they need to become independent close readers. The discussions, text-dependent tasks, and TDQs in each Content Stage serve a distinct purpose, illuminating key close-reading approaches.



WONDER: Students generate their own observations and questions, forming an initial impression of the text.




ORGANIZE: This stage ensures literal comprehension of the text's characters, events, and setting and the historical facts upon which it is based.



REVEAL: Readers focus intently on different and unique aspects of the text, such as language choice, literary devices, or structure and analyze how each element affects meaning.



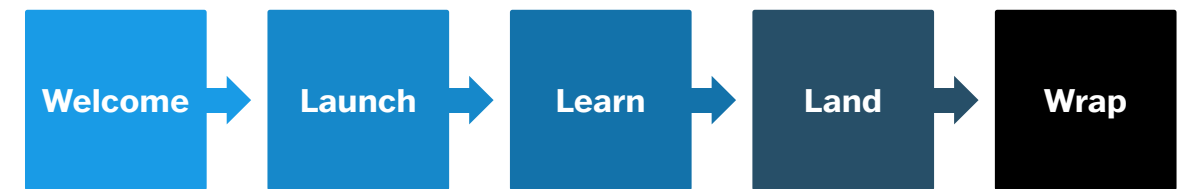
DISTILL: Students express the central ideas or themes of the text and determine how key aspects of the text support these ideas and themes.



KNOW: Students articulate how a text builds their knowledge, and they expand their knowledge by connecting the text to other texts and topics of study.

In Lesson 24, the Content Framing Question asks what is the essential meaning of Chief Joseph's speech in *Thunder Rolling in the Mountains*?

All *Wit & Wisdom* lessons organize student learning in the same five sections followed by a **Deep Dive**:



Grade 5 Module 1 Lesson 24

Lesson Section	Time	Description
Welcome	5 min.	Students engage in an activity that prepares them for the lesson's learning. They start by reading two paragraphs of <i>Thunder Rolling in the Mountains</i> and make predictions based on clues in the text.
Launch	2 min.	The teacher introduces the lesson's Content Framing Question: Distill: What is the essential meaning of Chief Joseph's speech in Thunder Rolling in the Mountains?
Learn	60 min.	Through varied instructional routines and tasks, teachers support students as they engage in productive struggle with their peers. Students will collaboratively synthesize their understanding of Chief Joseph's surrender speech and reflect on its impact and central message.
Land	7 min.	The teacher facilitates student reflections on how they met lesson goals and answered the Content Framing Question .
Wrap	1 min.	The teacher assigns students the homework task of completing a Story Map on chapters 20–22 of <i>Thunder Rolling in the Mountains</i> to summarize key story elements.
Deep Dive	15 min.	Students accomplish the vocabulary learning goal of clarifying the meaning of the word <i>surrender</i> . The Deep Dive is divided into three sections: Launch, Learn, and Land. These sections align with the core lesson structure and provide predictability for teaching and learning.

Total Lesson Time = 90 min.

Volume of Reading

In addition to core and supplementary texts, the curriculum includes a list of Volume of Reading texts. These are literary and informational texts that teachers can use for additional classroom instruction and that students can select for independent reading. *Wit & Wisdom* Volume of Reading texts help students of all abilities expand their knowledge of each module topic. [View the full Volume of Reading titles for each grade.](#)

Multimedia Learning Approach

Great Minds gives students varied access points to learning in each module. Lessons include ways for teachers to incorporate media and create digital learning experiences to engage students in exploring module concepts. For example, in Module 1 Lesson 5, students watch a film clip from [A Landscape of History](#) and write down what they notice or observe about the Nez Perce, or Nimiipuu, homeland—where it is and what it is like.



Assessing Knowledge and Understanding

Wit & Wisdom provides five major types of assessments.

Assessment	Frequency	Type	What Does It Assess?
Check for Understanding	1+ per lesson	Formative	Lesson-level learning goal(s)
Focusing Question Task	3–6 per module	Formative or summative	Module learning goals for knowledge, reading, writing, speaking, and/or language
New-Read Assessment	2–3 per module	Formative or summative	Transfer of reading and/or language module learning goals to a new text or a portion of text focused on a topic that has been introduced
Socratic Seminar	2–3 per module	Formative or summative	Module learning goals for knowledge, speaking, and language
End-of-Module Task	1 per module	Summative	Module learning goals for knowledge, reading, writing, speaking, and/or language

For more information about the structure and design of major assessments in Grade 5 Module 1, look for the **Major Assessments** section under the **Module Overview**.

Major Assessments

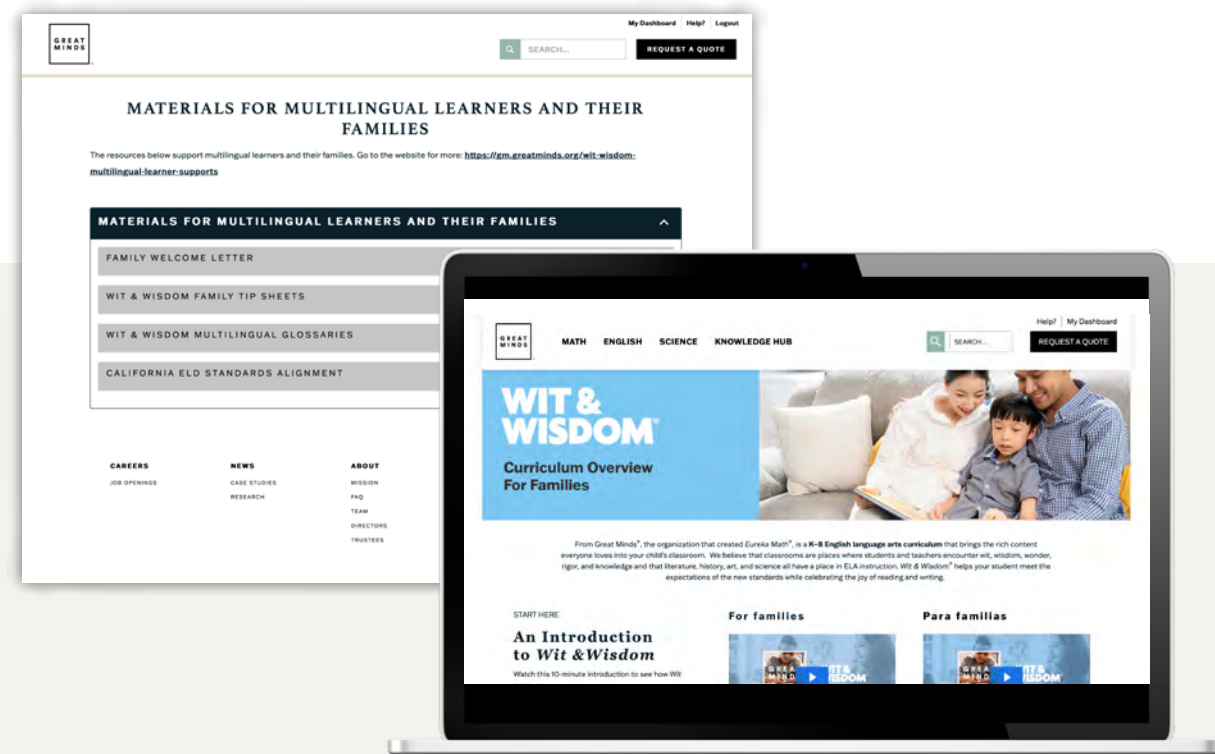
Focusing Question Tasks	Elements that Support Success on the EOM Task	Standards
1. Write a paragraph summary of the informational text, "A New Nation Comes to the Indian Country," that includes the main ideas and key details from the article. FQT 1 FQT 1 PDF	<ul style="list-style-type: none"> Determine main ideas in a text. Find evidence in a text, through key details, that support a main idea. Develop core background knowledge about the impact of U.S. westward expansion on a culture, the Nez Perce. 	RI.5.1, RI.5.2, RI.5.3, W.5.2, W.5.4
2. Write an informative/explanatory paragraph that explains how the Nez Perce homeland sustained one aspect of the tribe's lifestyle and culture. FQT 2 FQT 2 PDF	<ul style="list-style-type: none"> Demonstrate an understanding of the significance of the Nez Perce homeland to its people, and how it shaped and sustained traditional culture. Craft a topic statement with one to two points. Develop an organized body paragraph with a topic statement, evidence, context, elaboration, and a concluding statement. 	RI.5.1, RI.5.2, RI.5.3, RI.5.4, L.5.1
3. Contribute ideas in a Socratic Seminar to analyze the roles that traditional stories play in Nez Perce culture, drawing comparisons between the stories "Coyote and the Monster" and "How Beaver Stole Fire from the Pines" to support responses. Following the seminar, reflect on learning by writing one or two paragraphs to explain how the two stories serve similar roles in Nez Perce culture. FQT 3 FQT 3 PDF	<ul style="list-style-type: none"> Demonstrate an understanding of how a culture's beliefs and values are conveyed through different mediums. Synthesize understanding of central ideas and themes of texts. Compare ideas across texts, drawing on text evidence and elaborating on ideas. Communicate clearly in by punctuating and capitalizing titles correctly. 	RI.5.1, RI.5.2, RI.5.3, RI.5.4, RI.5.5, RI.5.6
4. Write an explanatory paragraph contrasting the significance of the Nez Perce homeland to the Nez Perce tribe and to the U.S. government and	<ul style="list-style-type: none"> Deepen understanding of the conflict between the Nez Perce and the United States government and the cultural values that 	RI.5.1, RI.5.2, RI.5.3, RI.5.4

Enhanced Supports for Multilingual Learners

The Multilingual Learner Resources are research-aligned supports to boost grades K-5 multilingual learners' experience with *Wit & Wisdom* and can be found within the collection for each grade in the Digital Teacher Edition. Each resource includes:

- Multilingual Learner Resource Module Map, which lists the lessons and their supports in module sequence
- Overview of module learning and alignment to WIDA (World-Class Instructional Design and Assessment) and ELP (English Language Proficiency) standards
- Lesson-specific supports for each literacy strand: reading, writing, language, and speaking and listening; existing supports are listed first, followed by new recommendations.

The **Materials for Multilingual Learners and Their Families** resource found on the teacher dashboard invites families and caregivers of multilingual students to participate in their learning. Supports include multilingual glossaries for each grade, Welcome Letters, and Family Tip Sheets in multiple languages.



Engaging Learners and Boosting Literacy

At Great Minds, we strongly believe that every child is capable of greatness, especially when they're given access to engaging, knowledge-building instructional materials. For a deeper dive into the learning design behind *Wit & Wisdom*, check out the free Teacher Resource Pack or get in touch with your Great Minds representative.

Professional Learning From Trusted Colleagues

For schools and districts adopting *Wit & Wisdom*, we offer professional learning opportunities crafted by our team of teacher-writers. We've developed two tracks of learning, one for teachers and one for leaders. Our *Wit & Wisdom* Fellows, a cohort of seasoned *Wit & Wisdom* educators, also provide guidance and share their expertise on different platforms, from blogs and social media to digital and in-person training. Through ongoing support, we will help you effectively implement the curriculum and grow in confidence as you learn to lead your *Wit & Wisdom* classroom.



Please contact your Great Minds representative to access the digital *Wit & Wisdom* resources.